



ELEVATE
ELMHURST PARKS
mapping our future

Comprehensive and
Strategic Plan *update*

APPENDICES

Table of Contents

APPENDIX A 6

PARKS AND FACILITIES ANALYSIS..... 6

A1. Where We've Been 10

- Vision 2020 Report Card..... 10

A2. Site Visit Observations..... 14

- Mini Parks..... 18
- Neighborhood Parks..... 26
- Community Parks..... 40
- Special Use Parks and Linear Parks 49
- Facilities 56
- Recreation and Community Center 58
- Admin, Maintenance, and Support..... 74

A3. Level of Service Assessment..... 82

- Parks and Open Space 91
- Facilities 113

A4. Key Takeaways 125

APPENDIX B 127

PROGRAM AND MEMBERSHIP ASSESSMENT 127

B1. Introduction 128

B2. Service Menu..... 128

- Programs..... 128
- Services..... 129
- Service Format 129
- Program Inventory 130
- Program Distribution 132
- Age Segmentation..... 134
- Membership Types 135
- Events 135
- Rentals 136

B3. Program and Membership Performance..... 137

- Program Enrollment..... 137
- Golf Participation..... 138
- Drop-In Participation..... 138
- Membership Participation..... 139
- Waitlists 139

- Cancellation Rates 140
- Fill Rates 141
- Participant Reach..... 142
- Financial Assistance Program..... 147
- Life Cycle Analysis..... 148
- Financial Performance..... 150

B4. Community Needs Assessment Alignment ... 153

- Community Events 153
- Fitness..... 154
- Cooking..... 154
- Child Care..... 154

B5. Trends 154

- Community and Special Events Trends..... 154
- Fitness Trends..... 155
- Farmers Markets and Cooking Trends 156
- Performing Arts and Cultural Programming..... 157
- NRPA Top Trends 158

B6. Sport and Leisure Market Potential Report .. 159

B7. Service Implementation Support 163

- Facilities 163
- Operations..... 163
- Service Menu Management..... 163

B8. Recommendations 164

APPENDIX C 165

ORGANIZATIONAL AND FINANCIAL ANALYSIS REVIEW 165

C1.1. Introduction 166

C1.2. Organizational Review 166

- Organizing Principles 166
- Assessment Against Principles 167
- Additional Organizational Opportunities 167
- SWOT Results 167

C1.3. Fiscal Review 168

- Operational Budget 168
- Capital Improvement Plans 169
- Debt Service and Major Improvement Financing 169

C2. Culture Survey Findings..... 170

- C2.1. Overview and Response Rates..... 170

C2.2. Responses by Category 172

- District Culture 172

- Recognition and Feedback 173
- Career Advancement, Training, and Development..... 173
- Teamwork, Collaboration, and Customer Service 174
- Diversity, Equity, Inclusion, and Belonging 174
- Communications 175
- Resources and Operations 175
- C2.3. Open-Ended Feedback 176**
- C2.4. Weighted Averages and Crosstabs 179**
- C2.5. Summary 181**
- C2. Appendix A: Verbatim Responses 182**
- C2. Appendix B: Survey Copy 198**
- Elmhurst Park District Employee Survey 198**
- C3. District Culture Survey Follow-up Feedback..... 204**
 - C3.1. Background 204
 - C3.2. Findings 204
 - C3.3. Next Steps 209

APPENDIX D 210

COMMUNITY ENGAGEMENT 210

- D1. Phase 1 Community Engagement Summary .211**
 - D1.1. Introduction 211**
 - D1.2. Leadership Discovery Sessions 211**
 - Board of Commissioners..... 211
 - Elevate Elmhurst Parks Staff Team 212
 - Steering Committee 213
 - D1.3. Focus Groups 214**
 - Public Focus Group Feedback 214
 - Stakeholder Focus Group Feedback 218
 - D1.4. Engagement Booths and Open House 220**
 - Engagement Booths 220
 - Open House 222
 - D1.5. Email 223**
 - D1.6. Social Pinpoint 223**
 - Ideas Wall 224
 - Mapping Tool..... 243
 - Non-User Survey 250
- D2. Phase 3 Community Engagement Summary 258**
 - D2.1. Introduction..... 258**

- D2.2. Open Houses..... 258**
 - Voting Boxes 258
 - Ranking Worksheet 258
 - Feedback Frames..... 260
- D2.3. EEP Online Surveys 260**
- D2.4. Phase 3 Engagement Results 266**
 - Outdoor Amenities 266
 - Indoor Spaces..... 267
 - Fitness..... 267
 - Cooking..... 268
 - Community Events 269
 - Additional Comments..... 270
 - Conclusion 270

APPENDIX E 271

COMMUNITY NEEDS SURVEY RESULTS... 271

- E1. Random Sample Findings 272**
- E2. Non-random Sample Findings 436**
- E3. ETC Random Sample Findings Presentation.. 590**
- E4. Priority Investment Ratings and Crosstabulations..... 628**
- E.5 GIS Maps 628**

APPENDIX F 629

PROJECT DATA REPOSITORY..... 629

- F1. Demographics Review..... 630**
 - Population 630
 - Age Distribution 632
 - Age Change Over Time..... 634
 - Household Characteristics..... 634
 - Racial Diversity..... 636
- F2. Vision 2020 Introduction..... 638**
- F3. Environmental Scan Presentation..... 650**
- F4. Verbatim Community Feedback..... 704**
 - F4.1. Comment Cards 704
 - F4.2. Email Submissions 707
 - F4.3. Ideas Wall 715
 - F4.4. Interactive Map..... 763
 - F4.5. Non-User Survey Responses..... 804
 - F4.6. Phase 3: Open Ended Responses 811

LIST OF FIGURES

Figure B1: Key Program Categories.....	128	Figure B20: 2020 – 2022 Membership Gross Revenue	151
Figure B2: Program Inventory Comparison.....	130	Figure B21: 2022 Rental Gross Revenue	151
Figure B3: Total Programs Offered in 2022, by Category and Season.....	132	Figure B22: 2022 Program Performance	152
Figure B4: 2022 Enrollment–Based Program Distribution.....	133	Figure B23: Connecting Communities to Health Foods.....	157
Figure B5: Program Menu Age Segmentation, 2022	134	Figure B24: NRPA Park Pulse Data.....	157
Figure B6: Population vs. Program Menu	135	Figure B25: Top Active Recreational Activities	160
Figure B7: 2022 Enrollment by Category and Season.....	137	Figure B26: Top Passive Recreational Activities	162
Figure B8: 2022 Unique Enrollments by Age	137	Figure C1: Length of Employment (n=214).....	171
Figure B9: 2022 Golf Program Participation.....	138	Figure C2: Respondent Departments (n=210)	171
Figure B10: 2022 Touchpoints.....	139	Figure C3: District Culture.....	172
Figure B11: 2022 Cancellation Rates by Category	141	Figure C4: Recognition and Feedback.....	173
Figure B12: Average Fill Rate, 2022	141	Figure C5: Career Advancement, Training, and Development.....	173
Figure B13a: Participant Reach Heat Map – Region.....	142	Figure C6: Teamwork, Collaboration, and Customer Service.....	174
Figure B13b: Participant Reach Heat Map – Local Area.....	143	Figure C7: Diversity, Equity, Inclusion, and Belonging	174
Figure B13c: Participant Reach Heat Map – District Only.....	143	Figure C8: Communications	175
Figure B14a: Pool Members and Punch Pass Users Heat Map.....	144	Figure C9: Resources and Operations.....	175
Figure B14b: Pool Members and Punch Pass Users Location Map.....	145	Figure C10: Improvement Ideas by Theme and Frequency	176
Figure 15a: Courts Plus Heat Map	146	Figure C11: Priority Ideas by Theme and Frequency	177
Figure 15b: Courts Plus Users Map	146	Figure C12: Weighted Average by Category	180
Figure B16: Preschool Participant Household Map	147	Figure C13: Career advancement process is transparent, by Employment Status	181
Figure B17: District Life Cycle of Programs by Stage	148	Figure C14: Communication between Departments is Effective, by Department.....	181
Figure B18: District Life Cycle Distribution of Programs	149	Figure D1: EEPST SWOT Themes	213
Figure B19: 2022 Net Revenue by Program Category	150	Figure D2: Stakeholder Facility Feedback	219
		Figure D3: Ideas Wall Categories	223
		Figure D4: Most Common Words - Facilities on Ideas Wall.....	224

Figure D5: Most Common Words - Effective Operations on Ideas Wall.....	231	Figure D20: How EPD Can Help Respondents Meet Their Fitness Goals.....	263
Figure D6: Most Common Words - Parks and Open Spaces on Ideas Wall.....	234	Figure D21: What Would Inspire Respondents to Take a Cooking Programs.....	264
Figure D7: Social Pinpoint Map Pins and Comments by Topic.....	244	Figure D22: What Respondents Seek From Community Events.....	265
Figure D8: Non-User Responses to Program Barriers Question	250	Figure D23: How the EPD Helped Respondents Achieve Their Fitness Goals.....	268
Figure D9: Non-User Program Barrier Details.....	251	Figure D24: What Factors Would Allow Respondents/Their Families to Participate in Cooking Programs.....	268
Figure D10: Non-User Responses to Park and Facility Barriers	252	Figure D25: Cooking Programs (Subjects/Topics) That Would Interest Respondents/Their Families.	269
Figure D11: Non-User Park and Facility Barrier Details.....	253	Figure D26: Components of Community Events Most Important to Respondents.....	270
Figure D12: Non-User Comfort in District Programs, Parks, or Facilities.....	254	Figure F1: Population Change (2000 to 2028).....	630
Figure D13: Non-User Responses to Question Seven.....	254	Figure F2: Elmhurst Population Growth Rate by Block Group (2023 – 2028).....	631
Figure D14: Non-User Responses to Disability Difficulties	255	Figure F3: Age Distribution (2023)	632
Figure D15: Non-User Special Event Component Importance.....	256	Figure F4: Elmhurst Median Age by Block Groups (2023)	633
Figure D16: Non-User Response to Question 13.....	257	Figure F5: Projected Age Change Over Time (2023 – 2028).....	634
Figure D17: Project Website Home Page – Phase 3.....	260	Figure F6: Household Characteristics (2023).....	634
Figure D18: How Respondents Would Prioritize Spending on Outdoor Parks, Trails, and Open Space.....	261	Figure F7: Elmhurst Median Household Income by Block Group (2023).....	635
Figure D19: How Respondents Would Prioritize Spending on New/Expanded Indoor Spaces	262	Figure F8: Racial Diversity (2023)	636
		Figure F9: Elmhurst Diversity Index by Block Groups (2023).....	637

LIST OF TABLES

Table B1: Life Cycle Stages.....	148	Table C2: Response Rates by Status	170
Table B2: Active Recreational Activities	159	Table C3: Weighted Average Results.....	179
Table B3: Passive Recreational Activities	161	Table D1: Phase 3 Online Survey Participation.....	266
Table C1: Five-Year Capital Improvement History	169	Table D2: Phase 3 Outdoor Spending Results.....	266
		Table D3: Phase 3 Indoor Spending Results	267

PARKS AND FACILITIES ANALYSIS

Elmhurst Strategic Plan Update

Parks and Facilities Analysis Presentation

Perkins&Will



Appendix – Introduction Text

The 2023 Parks and Facilities Analysis combines a variety of methods, ranging from observational site visits, data-based inventory mapping, and a Level of Service analysis. The methodology also includes a review of capital plans and budget documents to understand investments made over the past 5 years along with a review of the Phase 1 Engagement Summary and the ETC Survey results.

To prepare the park and facility scorecard, the design team visited all park sites to develop a high-level understanding of park conditions, observe park usage, and to take photos of key amenities and/or apparent issues. The qualitative score for each park was based on general design (layout/amenities), apparent usage, current maintenance conditions, and safety. The 2023 assessment is meant to give a general condition of each facility compared to the Vision 2020 conditions and the market/park district facilities in the region. Ratings account for the quality of space and functionality/program fit.

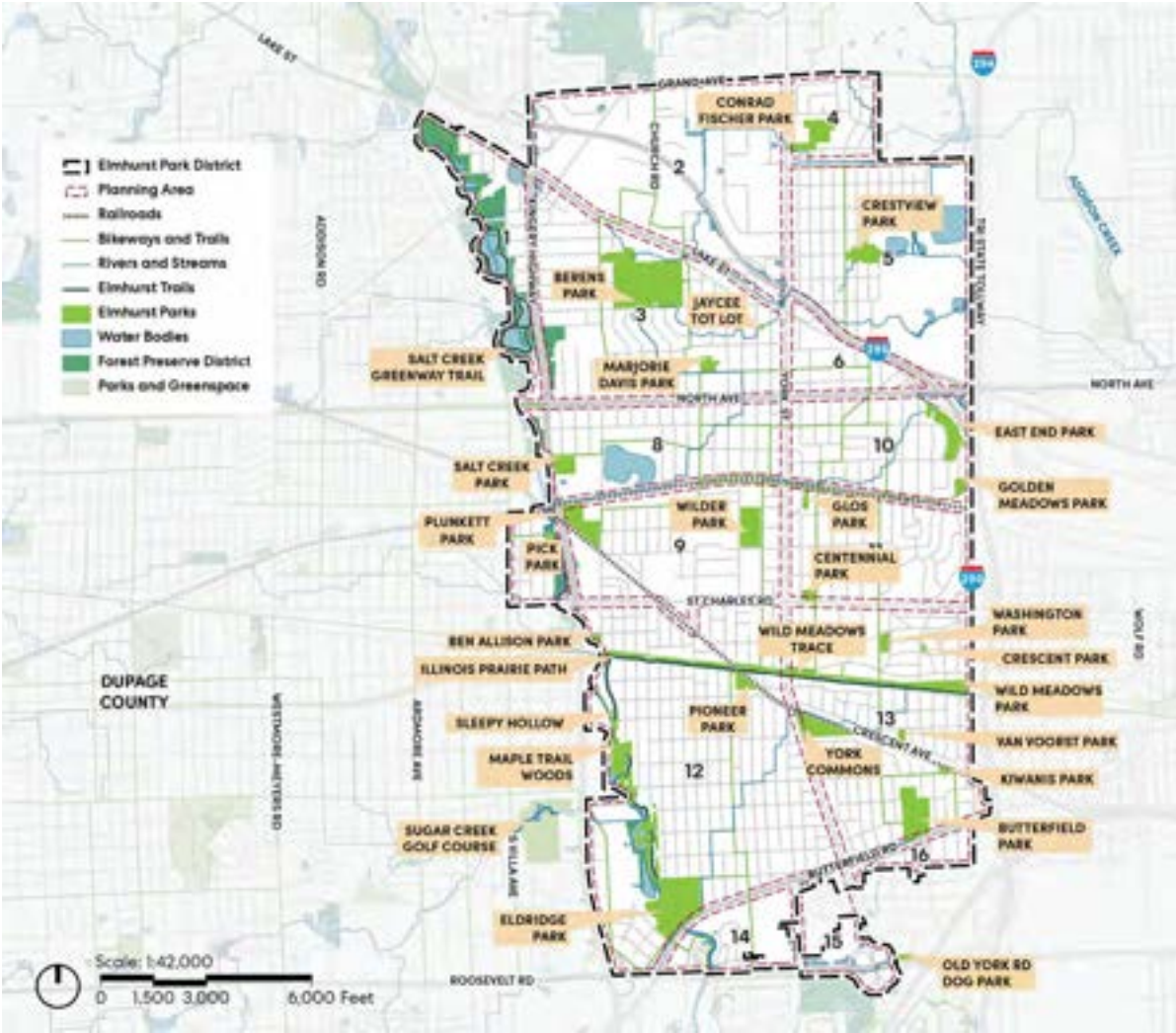
The Level of Service analysis looks at the Quantity, Quality, Distribution, and Investment made in the various parks and facilities. The assessment classifies and maps out the parks, amenities, facilities, and trails and compares Elmhurst Park District's existing inventory with local, state, and national benchmarks to determine surpluses or deficiencies. The Quality section uses insights from community engagement, including the statistically-valid survey, open houses, and collaborative mapping platform, to understand amenities and facilities that are of high need and relevance for the community. This approach allows for more contextual recommendations that are grounded in community feedback.

The Distribution analysis visualizes park and facility walk sheds and drive sheds to identify who within the community has access to parks, facilities, and amenities. This is also used to identify areas of Elmhurst where walkable park access needs to be improved and through what means (acquisition, redevelopment, etc.).

Finally, a detailed review of the Capital Improvement Plan, Budget/Audit documents, and Quarterly Financial Reports reveal how investments have been distributed over the last five years and the various amenities that have been prioritized. The maps seek the degree to which improvements have been equitably made in all areas of the District.

Contents

- 1. Where We've Been: Vision 2020 Report Card
- 2. Site Visit Observations
- 3. Level-of-Service Assessments
- 4. Key Takeaways





SECTION 1

Where We've Been

Vision 2020 Report Card

Vision 2020 Themes

THEMES



Vision 2020 Goals

Parks

Our goals are to -

- Maintain and update existing parks, open spaces, and amenities
- Address deficiencies and equity in open spaces and amenities.
- Provide new recreational opportunities to respond to community needs



Facilities

Our goals are to -

- Maintain and update existing facilities
- Invest in new indoor facilities/spaces to respond to community needs
- Optimize use of existing facilities



Harvey Mackay,
Business Inspiration Writer

**A great accomplishment
shouldn't be the end of the
road, just the starting point for
the next leap forward.**



SECTION 2

Site Visit Observations

Purpose and Methodology

The 2023 ratings are based on site observations taken in the summer of 2023. This task included 32 hours for the design team to briefly visit all park sites, take photos of key amenities and/or apparent issues, observe park usage, and provide general, high-level observations. The purpose of the visits was to become acquainted with the system and develop a high-level understanding of park conditions.

The qualitative score for each park was based on general design (layout/amenities), apparent usage, current maintenance conditions, and safety. If amenities/items were functional and without major safety issues, the team did not lower scores based on aesthetics alone. The 2023 assessment is meant to give a general condition of each facility compared to the Vision 2020 conditions and the market/park district facilities in the region. Ratings account for the quality of space and functionality/program fit.

The rating system is based on 4 grades – Poor, Fair, Good, Excellent. ‘Poor’ indicates that that infrastructure is below standard and the space is not being used to its full potential. ‘Fair’ indicates that some parts of the park/facility function effectively but elements will need attention in coming years. ‘Good’ refers to acceptable physical conditions, with adequate amenities, connections, and usage. ‘Excellent’ parks/facilities are in great condition, with new amenities that are popular within the District community.

In contrast, the 2017 ratings are based on the Park Scorecard quantitative process developed by Recreation Results. The task included 112 hours of site visits/field work and detailed data entry into a web-based application. The purpose was to provide a detailed grade-based scoring based on 5 letter grades (A, B, C, D, E) that would identify specific site or amenity improvements at each park site.



Berens Park



Park Observations

Overall, the Elmhurst Park District has an excellent array of well-maintained parks with various programming opportunities.

Most park recommendations are related to **aging infrastructure, accessibility, neighborhood connectivity, and shade.**

Many parks have new play equipment, while some older playgrounds need updates/replacements. When replacing these amenities, **consider diversifying play opportunities** to create unique experiences at each park (ropes, climbers, combine courses, nature-based features) rather than traditional post-and-deck at every site.

Generally, the sports fields are in good condition. Many fields feature new or updated equipment like backstops. Multipurpose rectangular fields could benefit from an analysis of the **supply/demand of fields and an evaluation of their specific placement/alignment and turf/grading conditions** within each park. Diamond fields would benefit from **shade, seating, and better connectivity to the overall park.**

The approach to linear parks could be improved to **enhance neighborhood connections and support trail users through the inclusion of restrooms, seating, fitness, bike repair, and parking.**



Centennial Park

What We've Heard

Residents felt that community parks like **Butterfield, Wilder, Berens, and Eldridge are mostly in “excellent” or “good” condition.** 98% of survey respondents also felt that Centennial Park was in “good” or better condition and highlighted the playground amenities.

When asked to rate the overall condition of parks and trails, residents placed Jaycee Tot Lot, Van Voorst Park, Conrad Fischer Park, Ben Allison Park, and Pioneer Park at the bottom of the list. However, these parks were still rated ‘good’ or ‘excellent’ by more than 45% of respondents, indicating that they are not in extremely poor condition; this statistic aligns with the ‘fair’ or ‘good’ site observation ratings that the parks received, with the exception of Pioneer Park which was rated ‘poor’.

Kiwanis Park and **Golden Meadows Park** need upgrades and are rated as poor and fair, respectively, residents **highlighted the lack of programming.** Residents suggested adding more features, including garden plots, to make the parks more active and give them more of a reason to visit the sites.



Site Visit Observations Mini Parks

Mini Parks



Crescent Park

2017 Score: C+
2023 Score: Fair



Glos Memorial Park

2017 Score: B
2023 Score: Excellent



Jaycee Tot Lot

2017 Score: C+
2023 Score: Fair



Kiwanis Park

2017 Score: C
2023 Score: Poor



Pick Park

2017 Score: N/A
2023 Score: Good



Sleepy Hollow Park

2017 Score: D
2023 Score: Poor

Crescent Park

Address: 465 Fair Ave.

2017 Score: C+

2023 Rating:  Fair

Crescent Park is a small site with an expansive, flat lawn and small picnic area, that is categorized as a “mini park” for its size and neighborhood context. The site is underdeveloped and could provide more recreational value to the neighbors if additional amenities were added, though its proximity to Washington Park might make it a lower priority for the District.



Glos Memorial Park

Address: E. Park Ave. west of Arlington Ave.

2017 Score: B

2023 Rating:  Excellent

Glos Memorial Park is a high-quality downtown urban park space that was recently improved. There are multiple seating areas, one pergola with seating, a small nature-based playground, and the Glos Memorial. There is also a tunnel that will soon have vines climbing across it, creating a fun experience for park visitors. Like many of the parks, Glos could benefit from additional tree plantings to mitigate heat, but overall, the plantings, amenities, and furnishings are in excellent condition. Multiple people use the park to sit, read, and socialize in small groups.



Jaycee Tot Lot

Address: 445 N. Larch Ave.

2017 Score: C+

2023 Rating: **Fair**

Jaycee Tot Lot has a small, dated playground and sheltered seating area with an ADA-accessible picnic table, which appears to be in good condition. Jaycee Tot Lot serves its purpose as a mini park, but it will likely need to be replaced/updated within the next five years (sooner rather than later) due to aging equipment and surface deterioration, especially between the concrete sidewalk and poured-in-place surfacing. The sand area should also be removed because it is difficult to maintain.



Kiwanis Park

Address: 451 E. Madison St.

2017 Score: C

2023 Rating: Poor

Kiwanis Park has the potential to provide more recreational value than it currently offers. The District recently invested in the monarch bed and periphery planting. The site would also benefit from larger plantings along the periphery and additional shade trees to support the passive use of the park, especially in hot summer months. The park benches' cantilevered design is more vulnerable to vandalism than a four-post bench, and the natural wood will deteriorate more quickly than the powder-coated benches found in other parks. Additionally, the benches are not fully accessible since they are offset from the asphalt paths (which are in poor condition) and provide no ADA space nearby.



Pick Park

Address: 648 Thomas St.

2017 Score: N/A

2023 Rating: **Good**

Soon to be developed, Pick Park will feature a playground, picnic shelter, and additional recreation amenities. This site is located along the Salt Creek Greenway and has direct access to the regional trail network and currently contains a trailhead with signage, seating, receptacles, and accessible pathway in good condition. The site's natural landscape, which includes eight large, mature shade trees, provides essential shade and should be protected to encourage longer park usage, especially for younger and older park users. It provides a necessary public recreational opportunity to surrounding residents, who until 2023 needed walkable access to a public park.



Sleepy Hollow Park

Address: 610 Rex Blvd.

2017 Score: D

2023 Rating: Poor

Sleepy Hollow is an underdeveloped park site on the District’s east side. It has direct access to the Salt Creek Greenway, which makes it an ideal location for a trailhead and amenities like a bike repair station, water fountain, and seating area. Currently there is only a single interpretive sign near the trail entrance. The site suffers from drainage and stormwater issues due to its topography and presence near/within the floodplain. Despite this constraint, additional recreational amenities would make this site a more integral community asset for surrounding neighbors. This could include permeable pathways, nature-based play, a striped U6 soccer field, seating, trailhead, and native plantings.





Site Visit Observations Neighborhood Parks

Neighborhood Parks



Ben Allison Park

2017 Score: **B**
2023 Score: **Good**



Centennial Park

2017 Score: n/a
2023 Score: **Excellent**



Conrad Fischer Park

2017 Score: **D**
2023 Score: **Fair**



Crestview Park

2017 Score: **C**
2023 Score: **Fair**



Golden Meadows Park

2017 Score: **B**
2023 Score: **Fair**



Maple Trail Woods

2017 Score: **B-**
2023 Score: **Fair**



Marjorie Davis Park

2017 Score: **B**
2023 Score: **Good**



Pioneer Park

2017 Score: **B-**
2023 Score: **Poor**



Salt Creek Park

2017 Score: **C**
2023 Score: **Good**



Van Voorst Park

2017 Score: **C+**
2023 Score: **Fair**



Washington Park

2017 Score: **B-**
2023 Score: **Good**



Wild Meadows Park

2017 Score: **D**
2023 Score: **Poor**

Ben Allison Park

Address: 444 S. West Ave.

2017 Score: B

2023 Rating: Good

Ben Allison has a playground, a small ball field, a rectangular field (overlay), and a sled hill. It is currently undergoing renovations, and with the upgrade to the playground (which had one of the lowest rankings in the Vision 2020 Park Scorecard), the park's condition has improved overall. The sled hill is in good condition, though the accessible pathway could be improved. The baseball is shetland/pinto size (50' baseline). Feedback regarding athletic fields indicates that this could be an area of improvement and, depending on priorities and league/program needs, this field may be a high priority for investment (new fencing, skinned infield, improved grading). Regarding maintenance, the park was freshly mowed, with no major stormwater, grading, or apparent trash/vandalism issues.



Centennial Park

Address: 155 E St Charles Rd.

2017 Score: N/A

2023 Rating: **Excellent**

Centennial Park is an excellent new park with diverse programmatic elements that appeal to many Elmhurst residents. The park was recently developed and features a playground, splash pad, large shelter, and fitness stations. The park is co-located with the new Mary E. Kies Recreation Center, which provides adult and senior programming opportunities. Locating bike racks near the path between the park and recreation-center entrance would be beneficial, as this appeared to be the preferred parking location for park users. No other significant improvements are needed.



Conrad Fischer Park

Address: 200 E. Diversey Ave.

2017 Score: D

2023 Rating: **Fair**

Conrad Fischer Park's playground was recently redeveloped and is in excellent condition. It is near a dated school playground with similar equipment - both are Landscape Structures post-and-deck. There may be an opportunity to diversify play experiences if and when the school playground needs to be replaced. The circular gathering space could benefit from backed seats (accessibility) and shade. A shade structure or allee of trees would enhance the entry experience and emphasize a neighborhood connection. Diamond-field layouts could be improved; one small field's outfield overlaps the spectator area of the larger field in the south-central portion of the park (though these two are in the optimal orientation for diamond fields). Courts are in good condition and appear to be recently repainted. Shade, trees, and a looped path would enhance the quality of the park.



Crestview Park

Address: 245 Crestview Ave.

2017 Score: C

2023 Rating: **Fair**

Generally, Crestview Park is in fair condition. Sports courts are well maintained, and while the playground is dated, it is in good condition. The sand, however, makes it appear messy and unkempt and is difficult to maintain. The primary improvement is the need for an upgraded playground, which would include the fence. While there were no apparent safety issues, the sand was a maintenance issue, the black surfacing should be replaced, a curb added, and the equipment is dated. The fencing, which brought the 2017 score down, is also in poor condition. The backstops at the fields appeared to be in fair condition, and there were no major grading or stormwater issues. Creating concrete connections to and from the pathways to the spectator areas/dugouts would improve accessibility.



Golden Meadows Park

Address: 120 N. Hampshire Ave.

2017 Score: B

2023 Rating:  Fair

Although the barriers are located at the entrance for safety purposes, there may be an opportunity to replace these barriers with fencing and/or bollards, which would create a better entry experience for the park while maintaining the safety barrier necessary at the end of the street. The site features a flexible open lawn with an athletic field and an accessible picnic area. The turf is well kept, but the lack of trees leaves the site hot. A shelter may improve the park experience and support athletic field uses. New tree locations must be balanced with flexible field layout options within the park. Additionally, the site lacks accessible, dedicated pedestrian connections to the neighborhood's street and sidewalk network; visitors are forced to go through the parking lot.



Maple Trail Woods

Address: 460 W. Madison St.

2017 Score: B-

2023 Rating: **Fair**

This is primarily a passive park directly connected to the Salt Creek Greenway. Better signage and an accessible pathway would enhance this connection. Much of the park is shaded by mature trees. The ample flexible lawn could provide the space for a small multipurpose field, after any grading improvements. Additional seating opportunities, trail connections that provide access to/from the sidewalk network, and recreational amenities such as a playground or fitness stations would provide a more vibrant stopping/resting point for those using the trail and increase access to recreational amenities for residents within this planning area. A trailhead here and/or at Sleepy Hollow would also be beneficial.



Marjorie Davis Park

Address: 285 W. Grantley Ave.

2017 Score: B

2023 Rating: **Good**

Marjorie Davis Park is a former school site with a recreational-size basketball court, baseball field, playground, and community garden. It also contains the ornate, historic sign for the former school. With the loop path, all amenities are accessible. The community garden, however, could be improved with a decomposed granite path and elevated garden bed to provide accessible and inclusive gardening spaces for residents with disabilities. The garden plots appear to be heavily used and are in good condition overall. The basketball court paving has no major cracking, and while the hoops are dated, they are in good shape. Additional trees for shade and benches or picnic tables would help support the use of this amenity. The park itself appears well kept and maintained.



Salt Creek Park

Address: 574 W. 2nd St.

2017 Score: C

2023 Rating: **Good**

With a recently renovated playground, Salt Creek is in good condition. The large shelter provides opportunities for picnics and park events, and its proximity to the playground and mature shade trees is ideal. The loop path not only provides accessibility across the park to all amenities, but also adds recreational value for exercise and dog walking. Adding benches and/or fitness stations would support its use. The large gravel lot is functional. Paving it would require additional detention and volume control because it would add more impervious surface to the park. However, paving a small portion near the shelter would provide ADA access closer to the amenities.



Pioneer Park

Address: 517 Mitchell Ave.

2017 Score: B-

2023 Rating: Poor

Pioneer Park is well used and well maintained despite the aging infrastructure. It benefits from a nearly direct connection to the Prairie Path. Improved signage and pedestrian accessibility between the two assets would be helpful. The basketball court's location, nestled between mature shade trees, is ideal. As a recreational size court, it could be improved by expanding to a regulation size and providing seating, receptacles, and other support amenities to enhance the user experience. The path to the soccer/multipurpose field ends abruptly and could be extended and connected to the basketball court to create a loop, and then the support amenities could be used by both basketball and soccer field users. Additional trees would help improve user comfort, especially around the playground and fields.



Van Voorst Park

Address: 348 E. Crescent Ave.

2017 Score: C+

2023 Rating: **Fair**

Van Voorst Park is a neighborhood park located north of the railroad tracks and adjacent to an elementary school. The park includes a baseball field and soccer field, as well as a small path. The path does not currently connect to the neighborhood street and sidewalk network, which limits accessibility. The baseball field is in fair condition and could benefit from better path connections, fencing, and seating for players and spectators. The site’s grading is uneven, which limits its ability to support flexible layouts for multipurpose/soccer fields. Additional trees would also be helpful to provide shade during hot summer months, and a shelter/restroom would support increased sports programs and passive usage.



Washington Park

Address: 445 S. Poplar Ave.

2017 Score: B-

2023 Rating: **Good**

Washington Park is a nice neighborhood park that provides diverse recreational amenities to surrounding neighbors. The park features high-quality vegetation, including an abundance of mature shade trees, and the playground is in good condition. Additional consideration for picnic areas, with concrete pads or woodchips, could be beneficial and make the mature tree grove more inviting and usable. The basketball court is in good condition, without any major cracks or faults. While the fence along the edge does provide some barrier, a larger net structure behind the west hoop would alleviate this safety issue. Benches and receptacles near the court would support its use. The park has two skinned infields but is counted as one field because only one field can be used at a time, and the outfield has an overlay soccer field for program uses. The consulting team did not see any major grading or stormwater issues with the lawn area.



Wild Meadows Park

Address: Stratford Ave.

2017 Score: D

2023 Rating: Poor

Wild Meadows Park features a small passive lawn area, and much of the site is heavily treed. The park has direct neighborhood connections at Fair Avenue, but a secondary access point at Stratford (the address routed by Google Maps) would be beneficial. While there is parking for the trail at the corner of Electric and Taft (west of the interstate), a couple of parking spaces east of the interstate could support trail and park usage. With a direct connection to the Prairie Path, this park could benefit from some combination of seating, a trailhead/kiosk/map, a water fountain, a restroom, and/or a bike-repair station to support trail usage. A fitness station with nature-themed equipment could be an excellent asset to complement the trail use here as well.





Site Visit Observations Community Parks

Community Parks



Berens Park

2017 Score: **B+**
2023 Score: **Fair**



Butterfield Park

2017 Score: **B**
2023 Score: **Good**



East End Park

2017 Score: **B**
2023 Score: **Poor**



Eldridge Park

2017 Score: **B-**
2023 Score: **Good**



Plunkett Park

2017 Score: **C-**
2023 Score: **Fair**



Wilder Park

2017 Score: **B+**
2023 Score: **Fair**



York Commons

2017 Score: **C+**
2023 Score: **Fair**

Berens Park

Address: 493 N. Oaklawn Ave.

2017 Score: B+

2023 Rating: Fair

Berens is Elmhurst's largest park, both in acreage and in recreational amenity offerings. It is also proximate to the Wagner Community Center, the District's primary programming hub. Overall, the park is well maintained and heavily utilized by both recreational programs and passive daily park users. The artificial turf fields are in good condition, and the expansive, flat lawn areas provide opportunities for additional multipurpose field layouts.

Improvements to specific amenities could include:

- Renovating the playgrounds. The District could consider more diverse play opportunities for at least one of the playgrounds (leaving the second on a traditional post-and-deck). A "combine," ropes course, or similar could complement the sports uses and provide play opportunities for older children
- Renovating or removing the mini-golf course
- Renovating the volleyball courts, adding a concrete edge between the lawn and sand, and providing additional tables, seating, or shelter to support the courts and the playground
- Adding shade (trees, sails, or structure) to the spectator areas in and around the sports complex
- Improving the turf at the sled hill
- Adding a comprehensive trail/walking-path network with mile markers



Butterfield Park

Address: 385 E. Van Buren St.

2017 Score: B

2023 Rating: **Good**

Butterfield Park is generally in good condition but has room to improve in the areas of accessibility, shade, grading, and sport-amenity upgrades such as fencing or seating. While the southwest corner of the park has both mature and young shade trees (which will create a great shaded, naturalized area of the park in the future), the rest of the park has limited shade and canopy cover. Providing more shade or shade structures, especially along pathways and at key amenities such as the baseball fields, would support their usage. The park could also benefit from additional benches along the pathways. The consulting team witnessed many users walking for exercise during the visit. Additionally, the path to the north terminates abruptly. Adding a “destination” such as seating/tables/shelter or connecting it back to the main path network would enhance the park’s design.



East End Park

Address: 463 Schiller St.

2017 Score: B

2023 Rating:  **Poor**

While East End Park has a recently renovated playground, the park is overall in poor condition. The equipment is in excellent condition, but the playground surfacing is deteriorating in some areas. Cracks and faults in the sports courts' paved areas need filling, or the courts must be fully resurfaced to provide a level playing area. The basketball fixtures and baseball fencing/backstops are also heavily rusted and need to be replaced.

The sports fields and sports courts/pool area are disconnected, and there is no accessible path between them. Pathways along the parking lots would provide connections without intruding on the open lawn space or fields. Existing pathways throughout the park need resurfacing. Like other parks, additional shade throughout the site would benefit the overall experience.



Eldridge Park

Address: 363 Commonwealth Ln.

2017 Score: B-

2023 Rating: **Good**

Eldridge Park offers a mix of active and passive amenities, including sports fields, sports courts, playgrounds, and a large pond with natural plantings. A pedestrian bridge connects the north and south parts of the park, which are divided by Salt Creek. It is also integrated into the Salt Creek Greenway and provides valuable amenities for trail users.

Overall, the park is in good condition but could be improved by adding a trailhead with seating, a kiosk, signage, and bike repair to support trail users near the bridge. Existing asphalt paths need to be repaved, and providing additional seating along the trails would support park users. The west playground will need to be renovated within the next five years, and the District should consider a different type of play experience distinct from the east playground. Additional amenities like seating or tables at or near the basketball courts would support its use.



Plunkett Park

Address: 186 S. West Ave.

2017 Score: C-

2023 Rating: **Fair**

Plunkett Park's playground was recently renovated, but the remaining amenities in the park are in fair condition. Overall, the park feels disjointed because the parking lot and large sports fields divide the park into what feels like two halves: the playground and the ball fields. The playground is well shaded, and the pathways are in good condition.

The pathways to and through the sports fields area, however, are in poor condition and need to be resurfaced. The basketball court is full-size and in good condition despite some minor cracks and faults. Additional trees/shade, benches, and trash receptacles would support the court's use. A vegetation buffer along the fence at Jack Lewis Stadium would help screen the chain-link fence.



Wilder Park

Address: 175 S. Prospect Ave.

2017 Score: B+

2023 Rating: Fair

Wilder is Elmhurst’s key downtown park and features a variety of historic facilities like the Wilder Mansion and Conservatory and a good canopy of mature shade trees. The playground is in fair condition: the equipment is dated, the sand play area is messy, and the surfacing is deteriorating (to be replaced in 2023). The tennis court pavement is in excellent condition, and the fencing is in fair condition. While there are no major issues with fence posts or footings, the powder coating is deteriorating.

The park does host a variety of arts and culture programming like movies in the park. There may also be a good opportunity for a permanent bandshell or venue that could allow for more robust concerts and other arts and culture programming. The pathways need resurfacing, and the park could benefit from additional study of the pedestrian and vehicular circulation and parking, especially after the Lizzadro Museum building is demolished.



York Commons Park

Address: 665 S. York St.

2017 Score: C+

2023 Rating: Fair

York Commons is a community park with a variety of amenities and one of the District’s two swimming pools. There are a variety of multipurpose fields, a skate park, and a playground with a shelter. The playground is dated, and the sand makes the area look unkempt. The fencing and surfacing are also deteriorating.

The bleachers near the diamond fields would benefit from shade and better pathway connections for accessibility. Extending the trail connection east and finding an opportunity to connect the internal park trail to the street grid would enhance access to the park and provide accessible connections to the multipurpose fields. Nearly half of the park is a detention area, which appeared to have been used informally for soccer.



Site Visit Observations Special Use Parks and Linear Parks

Natural Areas, Linear Parks, and Special Use Parks



Illinois Prairie Path

2017 Score: N/A
2023 Score: **Good**



Old York Road Dog Park

2017 Score: N/A
2023 Score: N/A



Salt Creek Greenway

2017 Score: N/A
2023 Score: **Good**



Sugar Creek Golf Course

2017 Score: N/A
2023 Score: **Good**



Wild Meadows Trace

2017 Score: **B-**
2023 Score: **Good**

Illinois Prairie Path

Address: Paralleling Wild Meadows Trace

2017 Score: N/A

2023 Rating: **Good**

Two of the 62 total miles of the Illinois Prairie Path run through Elmhurst. The biking and walking trail intersects with many amenities throughout Elmhurst, including the creek, parks, playgrounds, and more. Some areas have dense tree canopies that provide shade, while other segments lack tree canopy density. The Illinois Prairie Path runs through Wild Meadows Park, Wild Meadows Trace, the Elmhurst Great Western Prairie, and Ben Allison Park.



Old York Road Dog Park

Address: OS761 Old York Rd.

2017 Score: N/A

2023 Rating: N/A



The Old York Road Dog Park is an undeveloped site that will be developed as an off-leash dog park.



Salt Creek Greenway

Address: 25-Mile Regional Pedestrian/Bicycle Trail

2017 Score: N/A

2023 Rating: **Good**

Overall, the Salt Creek Greenway is nearly 25 miles long, with 7.1 of those miles bisecting the Park District, and it intersects with several regional trail networks. The Salt Creek Greenway mainly interfaces the Salt Creek, meandering through heavily forested nature preserves. It connects to Pick Park, Sleepy Hollow Park, and Eldridge Park.



Sugar Creek Golf Course

Address: 500 E Van Buren St., Villa Park

2017 Score: N/A

2023 Rating: Good

Sugar Creek is a well-maintained course located outside of the Park District but owned and operated by the District. As a public course, the site provides access to golf programming at a reasonable cost for District residents. Initial impressions of the course were that the greens and turf are well maintained, but pathways need repaving.



Wild Meadows Trace

Address: 511 S. York St.

2017 Score: B-

2023 Rating: **Good**

Wild Meadows Trace has several amenities and intersects with the Illinois Prairie Path. It features a restored Great Western Railroad Depot, a Safety Town that teaches children about bicycle and pedestrian safety, and a 9/11 memorial. During the site visit, there were multiple people throughout the park sitting and enjoying the morning, and a group of youth/players and parents/coaches passing out equipment and shirts for what appeared to be some kind of sports league. It is a good central meeting point for residents and provides regional access to a variety of amenities.





Site Visit Observations Facilities

Facility Observations

- Facilities are well maintained.
- Community center functions take place in repurposed buildings and spaces that impede functionality.
- Preschool facilities, while serviceable, have space-quality and accessibility challenges.
- The District has outgrown the maintenance facility and additional maintenance space is needed in other parts of the community.



Dedicating the Mary E. Kies Recreation Center



Site Visit Observations Recreation and Community Center

Recreation and Community Centers



Butterfield Park Recreation Building
2017 Score: C
2023 Score: Poor



Crestview Park Recreation Building
2017 Score: C
2023 Score: Poor



Eldridge Park Recreation Building
2017 Score: C
2023 Score: Fair



Wilder Park Recreation Building
2017 Score: C
2023 Score: Poor



The Depot
2017 Score: N/A
2023 Score: Fair



The Hub
2017 Score: N/A
2023 Score: Good



Sugar Creek Clubhouse
2017 Score: N/A
2023 Score: Good

Recreation and Community Centers



Courts Plus Fitness Center
2017 Score: **B**
2023 Score: **Fair**



Joanne B. Wagner Community Ctr.
2017 Score: **C**
2023 Score: **Fair**



Mary E. Kies Recreation Center
2017 Score: N/A
2023 Score: **Fair**



Wilder Mansion
2017 Score: N/A
2023 Score: **Good**



Wilder Park Conservatory
2017 Score: N/A
2023 Score: **Excellent**



Wilder Park Building
2017 Score: N/A
2023 Score: **Fair**

Butterfield Park Recreation Building

Address: 385 E. Van Buren St.

2017 Score: C

2023 Rating: Poor

The building is aging and unattractive for Pre-K activities. The window air-conditioning units are dated and do not provide efficient cooling for the space. The concession area on the lower level is hidden from view of the baseball fields and is used for storage, however it can be utilized more efficiently.



Crestview Park Recreation Building

Address: 245 E. Crestview Ave.

2017 Score: C

2023 Rating: Poor

This facility is not attractive for Pre-K functions. The restrooms do not meet accessibility requirements. There are temporary screens installed to screen children using the toilet from the sink area. A more contemporary configuration for restrooms is needed in Pre-K facilities for teachers and children. The space on the lower-level that was occupied by the lapidary group space is currently underutilized.




Eldridge Park Recreation Building

Address: 363 Commonwealth Ln.

2017 Score: C

2023 Rating: Fair

This split-level facility has accessibility challenges with entering and navigating the building. Currently, a person in a wheelchair would need to use a stairlift to access the levels within the building. Restrooms are not appropriately designed for Pre-K facilities, where adults need to assist young participants. Additional sinks outside of the restrooms are recommended. The building's interior has dated infrastructure and poor lighting.



Wilder Park Recreation Building

Address: 175 Prospect Ave.

2017 Score: C

2023 Rating: Poor

The construction of the facility is in fair condition. However, the lack of views to the exterior and other functional requirements contribute to this facility's "poor" rating. Restrooms are not appropriately designed for Pre-K facilities, where adults need to assist young participants. While there are no windows with views to the exterior, clerestory windows provide some access to daylight. The main space functions reasonably well for Pre-K programming, but support spaces, storage, and restrooms are not ideal.



The Depot

Address: 511 S. York St.

2017 Score: N/A

2023 Rating: **Fair**

The Depot is an underutilized facility that primarily serves Safety Town camp; however, it is still an historic asset for the Park District. The restrooms do not meet current accessibility requirements. Restrooms are also not appropriately designed for Pre-K functions, where adults need to assist young participants.



The Hub

Address: 413 N. Oaklawn Ave.

2017 Score: N/A

2023 Rating: **Good**

The Hub at Berens Park is in great condition and well utilized. Concessions may be slightly overbuilt, but there is good room to grow. The building has a mix of programs and is flexible to support park functions and rentals.

A permanent shelter in lieu of the tent may be desirable. The rental space is simple but can serve a variety of functions.



Sugar Creek Clubhouse

Address: 500 E. Van Buren St., Villa Park

2017 Score: N/A

2023 Rating: **Good**

The clubhouse is in good condition and has an appropriate size, quality, and functionality for the course. The deck could be enhanced to incorporate shade.



Courts Plus Fitness Center

Address: 186 S. West Ave.

2017 Score: B

2023 Rating:  Fair

The layout of the building is undesirable and not easily navigable. The climbing wall and café spaces are not currently being utilized. Group fitness rooms are underutilized. The track is located on the main level and creates conflict when circulating to and from the fitness area.

As a fitness focused facility, it may be difficult to maintain a certain level of amenities and compete with private fitness providers.



Joanne B. Wagner Community Center

Address: 615 West Ave.

2017 Score: C

2023 Rating: Fair

The center has plenty of space but is not configured correctly for the Park District’s programming needs. It needs appropriately sized rooms, viewing areas for parents, and community gathering areas. The gymnastics space, a more recent addition, is in good condition. Lobby and administration spaces are tight on space and inefficient for their purpose. The facility is well maintained but aging.



Mary E. Kies Recreation Center

Address: 155 E. St. Charles Rd.

2017 Score: N/A

2023 Rating:  **Fair**

The facility is undergoing a series of building system improvements since the Park District's recent purchase. The large gym/multipurpose room does not serve both athletic and rental/banquet functions well. If the space continues to be used as a gym or athletic space, a new floor is needed. For lecture and banquet functions, acoustical improvements and potentially other improvements to finishes are needed. The kitchen area currently can serve/support multiple functions in the building. A renovation may provide opportunities for cooking demonstrations and cultural arts functions.



Wilder Mansion

Address: 211 S. Prospect Ave.

2017 Score: N/A

2023 Rating: Good

The mansion is a great asset for the community. Some cracking in the plaster was observed. A structural assessment is recommended. Catering operations could be improved through direct access to the lower level.



Wilder Park Conservatory

Address: 225 Prospect Ave.

2017 Score: N/A

2023 Rating:  Excellent

The conservatory is a beautiful facility that is well maintained. This space coupled with the park and the formal gardens; it is a terrific and unique community asset.



Wilder Park Building

Address: 225 E. Prospect Ave.

2017 Score: N/A

2023 Rating: Fair

This facility is underutilized. It may have potential to better support weddings on the Wilder Park site.

There are accessibility challenges within the building. The board room interiors are in fair condition, but many of the other spaces unutilized spaces are in poor condition. The exterior and structure off the building appear to be well-maintained. It is not yet clear what functions would serve this space best.



Site Visit Observations Admin, Maintenance, and Support

Admin, Maintenance, and Support Facilities



Administrative Offices
2017 Score: N/A
2023 Score: **Fair**



East End Pool Bathhouse
2017 Score: N/A
2023 Score: **Good**



EPD Maintenance Facility
2017 Score: N/A
2023 Score: **Good**



Wilder Park Horticulture Building
2017 Score: N/A
2023 Score: **Fair**



Norman P. Smalley Pool Bathhouse
2017 Score: **C**
2023 Score: **Fair**



Sugar Creek Maintenance Building
2017 Score: **D**
2023 Score: **Poor**

Administrative Office

Address: 375 W. 1st St.

2017 Score: N/A

2023 Rating:  Fair

Based on the condition of the building and the impact on park operations and programming, the administration building is in fair condition. The facility requires updates to mechanical systems, doors, and windows. It is at capacity with no room for expansion.




East End Pool Bathhouse

Address: 463 Schiller St.

2017 Score: N/A

2023 Rating: **Good**

The facility is in good shape, supporting the diverse set of pool uses. Entry to the facility is not ideal due to the need for temporary barriers to control entry and women’s locker rooms are split from men’s and family locker rooms. Lifeguard support facilities are planned well and provide appropriate space accommodations.



EPD Maintenance Facility

Address: 985 S. Riverside Dr.

2017 Score: N/A

2023 Rating: **Good**

The maintenance facility is a great shared facility with the City of Elmhurst. However, the location is remote, and office space is inadequate.



Wilder Park Horticulture Facility

Address: 225 E. Prospect Ave.

2017 Score: N/A

2023 Rating: **Fair**

The greenhouses are well maintained, and equipment is being regularly replaced. The upper-level spaces are in poor condition and underutilized. The mechanical support spaces and horticulturalist’s office have water-infiltration issues.



Norman P. Smalley Bathhouse

Address: 665 S. York St.

2017 Score: C

2023 Rating: **Fair**

The Smalley bathhouse is an older facility but is well maintained. The concession area is hidden with little space to queue. The lifeguard support space is very small. The facility also lacks air conditioning.




Sugar Creek Maintenance Building

Address: 500 E. Van Buren St., Villa Park

2017 Score: D

2023 Rating: Poor

The golf course’s maintenance building is in poor condition and needs to be replaced. Building operations could be improved by adding more room through the addition of a mezzanine level. A replacement should consider siting the building so that overhead doors are placed on both sides and equipment could be driven through the building or accessed from both ends.





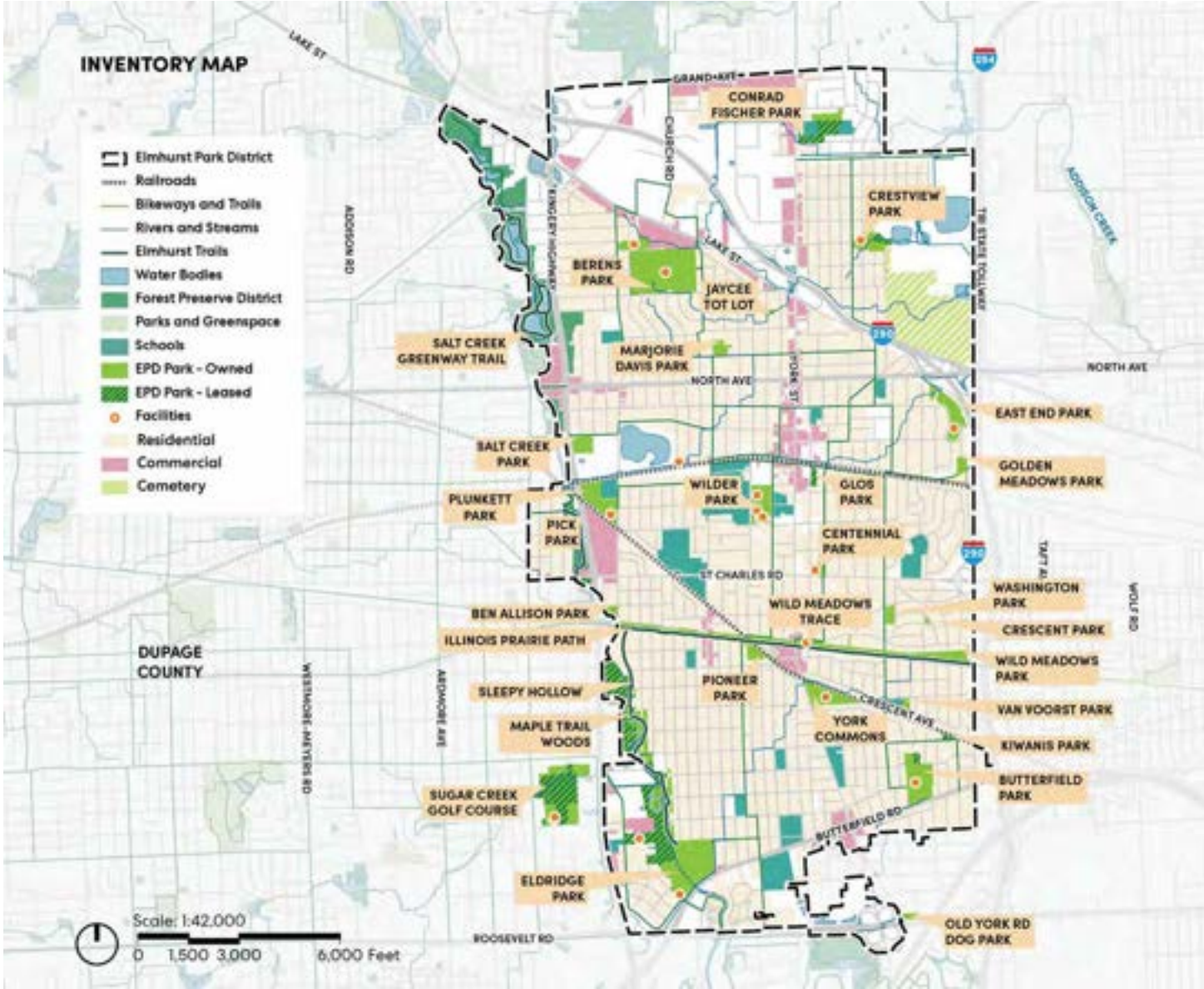
SECTION 3

Level of Service Assessment

Park Inventory Map

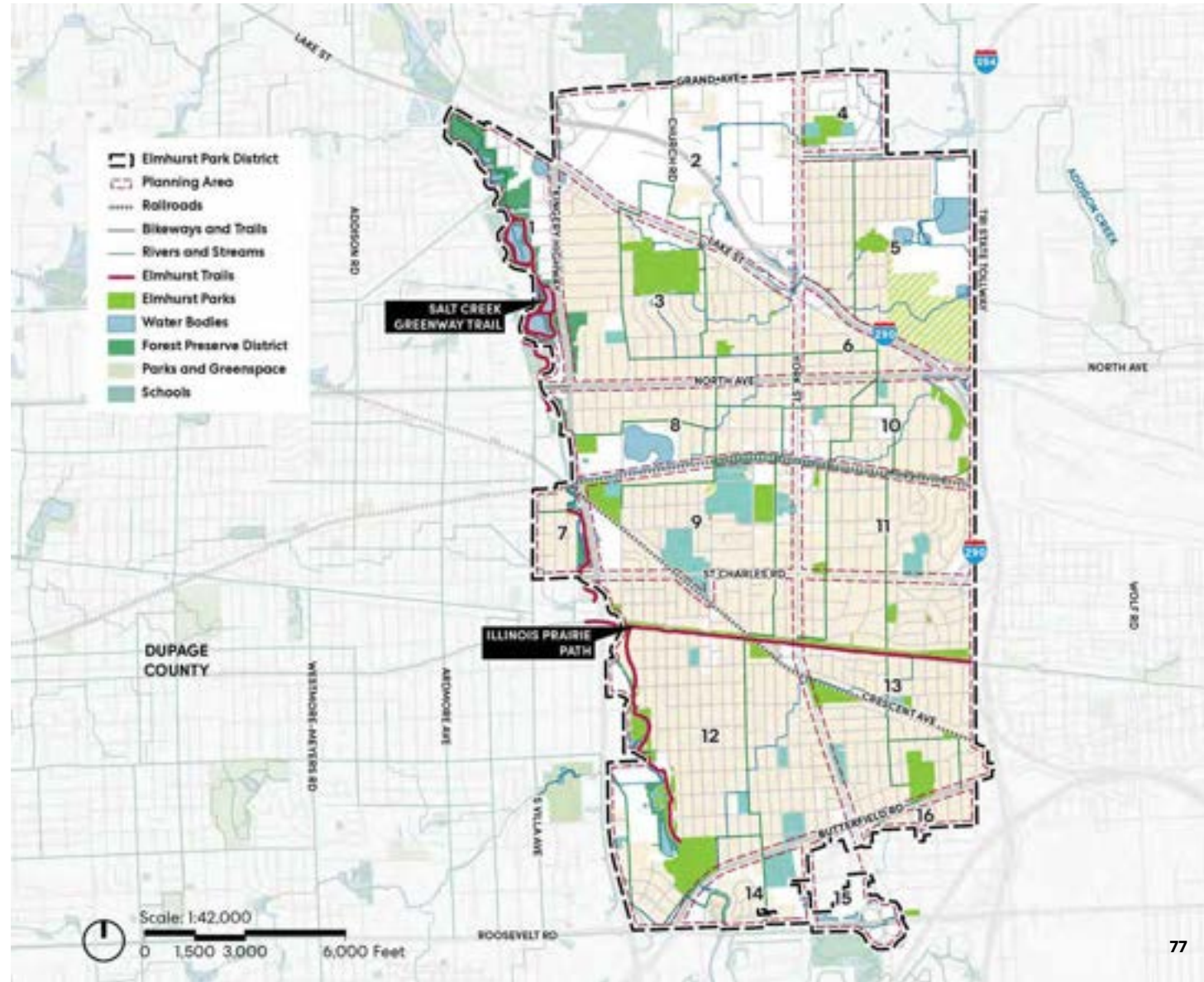
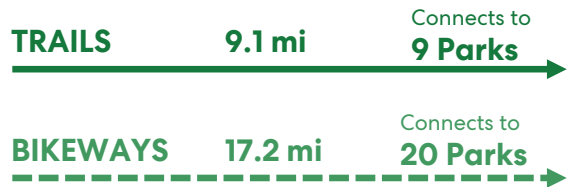
The Elmhurst Park District maintains 30 parks, including 3 trails/linear parks and 1 golf course. The EPD also operates 19 facilities that house various uses.

The portion of the District south of the railroad tracks has a higher concentration of parks than the north. There are only 8 parks north of the railroad and 19 to the south.



Trail Inventory Map

The Elmhurst Park District community has access to two major regional trails – the Illinois Prairie Path and the Salt Creek Greenway Trail. These trails total 9.1 miles





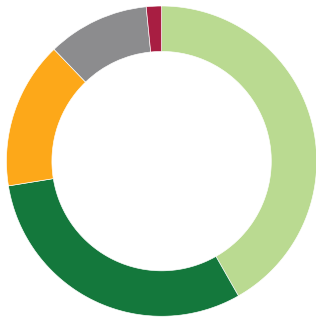
Park and Open Space Dashboard

Park Inventory	Quantity LOS	Amenity LOS	Trails LOS	Investment LOS
----------------	--------------	-------------	------------	----------------

30 Parks
458 Acres
207 Amenities

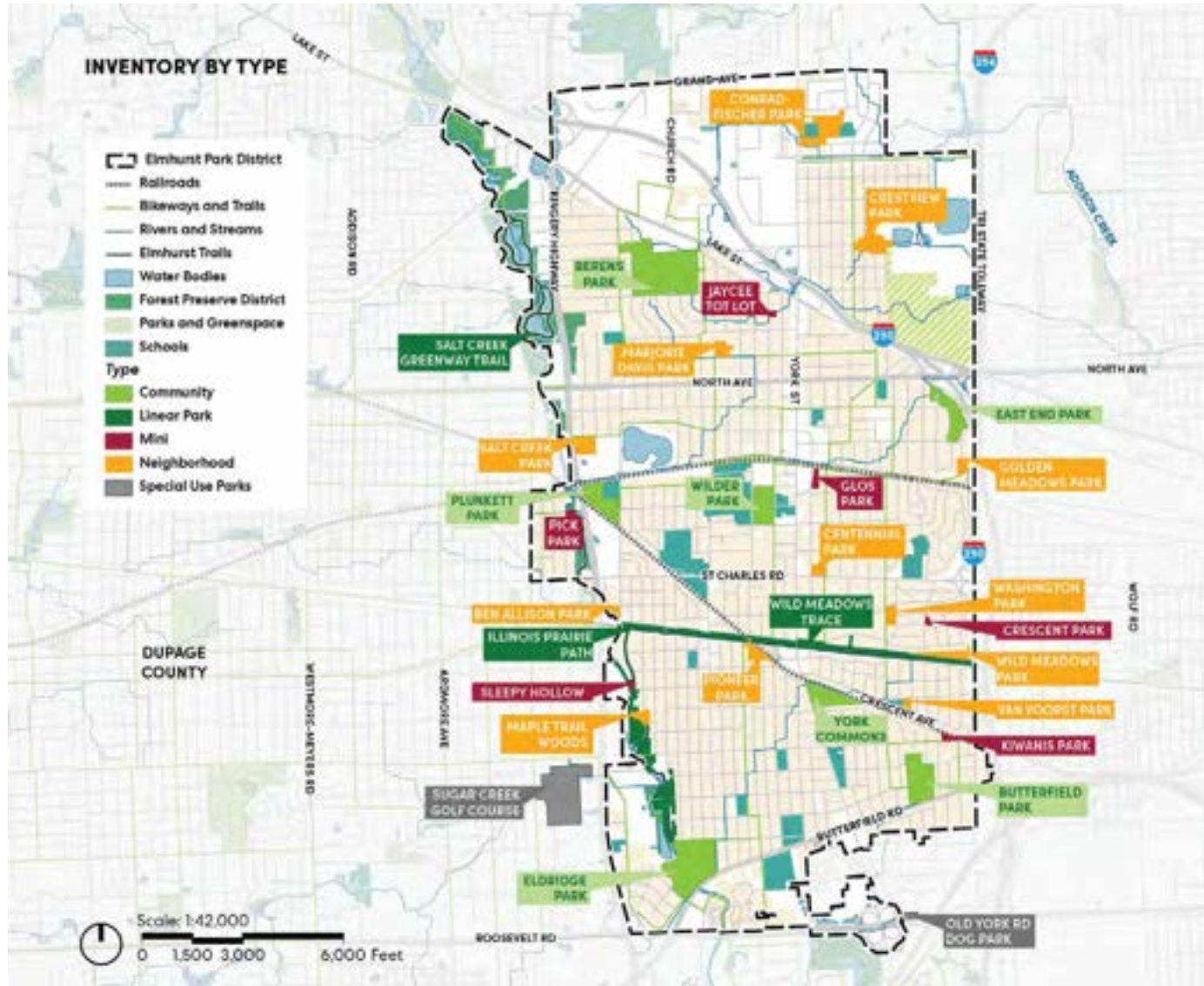
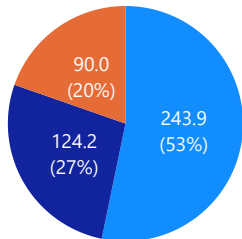
Park Acres by Type

- Mini Park
- Special Use Park
- Neighborhood P...
- Linear Park / Trail
- Community Park



Park Acres by Region

- South
- North
- Districtwide



Facility Inventory Matrix

Facility Name	Address	Facility Type	Total Square Footage	Square Footage				Grades	
				Admin	Sports Recreation	Other Recreation	Support	2017 Grade	2023 Grade
1 Administrative Offices	375 W 1st St, Elmhurst IL	Administrative/Maintenance	7,835	6,425			1,410		Fair
2 Norman P. Smalley Bathhouse	665 S York St, Elmhurst IL	Aquatics	4,736	514	2,583		1,639	C	Fair
3 The Hub at Berens Park	493 N Oaklawn Ave, Elmhurst IL	Special Use	3,320	265		1,900	1,155		Good
4 Wilder Park Recreation Building	175 Prospect Ave, Elmhurst IL	Preschool	1,800			1,200	600	C	Poor
5 The Depot	511 S York St, Elmhurst IL	Special Use	765			625	140		Fair
6 Wilder Park Building	225 Prospect Ave, Elmhurst IL	Special Use / Maintenance	5,543	5,000			543		Fair
7 Sugar Creek Golf Maintenance Building	500 E Van Buren St, Village Park IL	Maintenance	2,025	158			1,867	D	Poor
8 Maintenance Facility	985 S Riverside Dr, Elmhurst IL	Maintenance	16,000	4,500		0	11,500		Good
9 Butterfield Park Recreation Building	385 E Van Buren St, Elmhurst IL	Preschool/Maintenance	1,947			900	1,047	C	Poor
10 Crestview Park Recreation Building	245 E Crestview Ave, Elmhurst IL	Preschool	2,700			2,100	600	C	Poor
11 Eldridge Park Recreation Building	363 Commonwealth Ln, Elmhurst IL	Preschool	2,600			1,900	700	C	Fair
12 Courts Plus	186 S West Ave, Elmhurst IL	Fitness/Racquet Sports	90,000	9,000	53,820	4,680	22,500	B	Fair
13 Joanne B. Wagner Community Center	615 West Ave, Elmhurst IL	Community Center	32,000	5,000	8,600	16,400	2,000	C	Fair
14 Mary E. Kies Recreation Center	155 E St Charles Rd, Elmhurst IL	Senior Center	10,378	745	4,270	4,337	1,026		Fair
15 Wilder Mansion	211 S Prospect Ave, Elmhurst IL	Special Use	10,350			6,710	3,640		Good
16 Wilder Park Conservatory	225 Prospect Ave, Elmhurst IL	Special Use	1,195			1,195			Excellent
17 Sugar Creek Clubhouse	500 E Van Buren St, Village Park IL	Special Use	3,445	95		2,400	950		Good
18 East End Pool Bathhouse	463 Schiller Street, Elmhurst IL	Aquatics	3,183	477	1,568	0	1,118		Good
19 Horticulture Facility	225 Prospect Ave, Elmhurst IL	Maintenance	3,406	207			3,199		Fair

Facility Inventory Dashboard

19 **202K**

Total Facilities

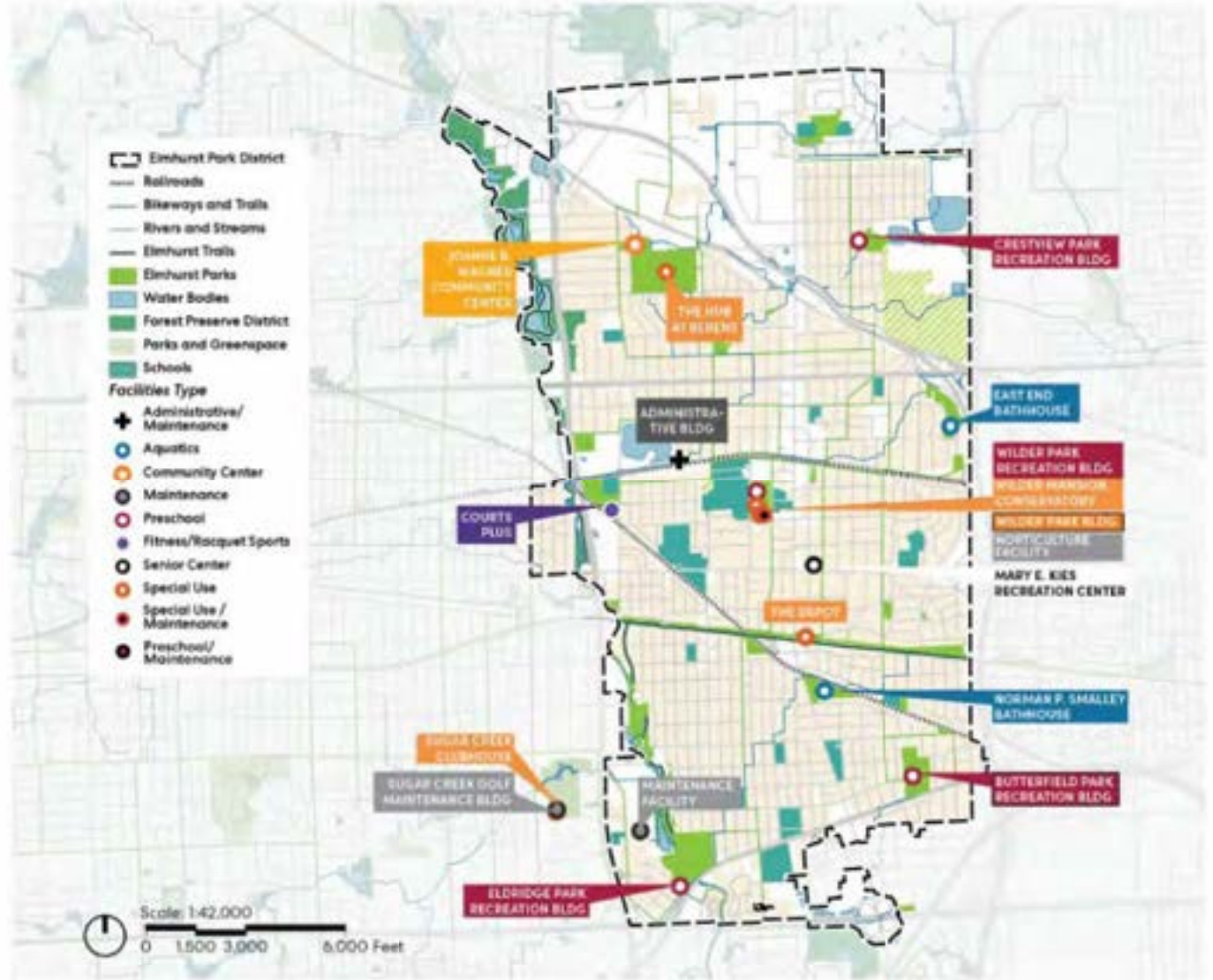
Total Square Footage

Facility Types

- Preschool/Maint...
- Special Use / Ma...
- Aquatics
- Preschool
- Administrative/...
- Senior Center
- Special Use
- Maintenance
- Community Cent...



Indoor Space Program



Level of Service Assessment



Quantity

Does the District have **enough** acres, amenities, facilities, and indoor program space for our community?



Quality

Does the District have **the right type** of amenities and facilities for our community's wants/needs?



Distribution

Does the community have **equitable access** to recreational opportunities?



Investment

Is the District **investing equitably** in our parks and facilities?

Benchmarks for level of service assessment are derived from a 2023 environmental scan of local peer park Districts, the Illinois Statewide Open Space and Recreation Plan (SCORP), and the 2021 National Park and Recreation Association's Park Metrics Report for Midwest Agencies with populations of 40-50K.

Purpose and Methodology


Benchmarks: Benchmarks are derived from a 2023 environmental scan of local peer park districts, the Illinois Statewide Open Space and Recreation Plan (SCORP), and the 2021 National Park and Recreation Association's Park Metrics Report for Midwest Agencies with populations of 40-50K. Local benchmarks are compiled by the consultant for regional peer Districts and include Woodridge, Naperville, Addison, Lombard, Oak Brook, and Bensenville Park Districts. These Districts were identified by Consultants during the Vision 2020 process based on population, tax rate, and offerings and supplemented with Districts identified as competitors in the 2023 statistically valid survey.

Quantity: The quantity LOS looks at the total for different types of parks, amenities, facilities, and trails compared with local, state, and national benchmarks to determine surpluses or deficiencies.

Quality: While quantity analyzes the overall inventory, the quality section compiles points from all engagement methods to understand which amenities and facilities are of high need and relevance for the Elmhurst community. This allows for recommendations that are contextual and is indicative of changing interests over time. The dashboards are formatted to show top amenities and facilities identified through the engagement scoring matrix.

Distribution: This section maps out the location of various parks, amenities, and facilities along with walk sheds and drive sheds to identify who within the community has access to parks, facilities, and amenities.

Investment: A detailed review of the Capital Improvement Plan, Budget/Audit documents, and Quarterly Financial Reports show how investments have been distributed over the last five years and the various amenities that have been prioritized. The maps also indicate if improvements have been equitably made in all areas of the District.



Level of Service Assessment Parks and Open Space

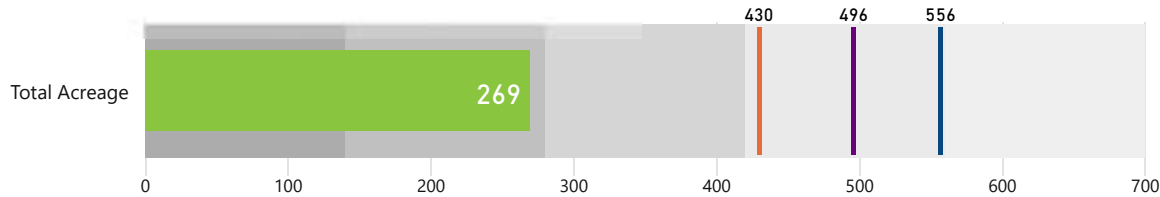
ELEVATE ELMHURST PARKS
Park and Open Space Dashboard

- Park Inventory
- Quantity LOS**
- Amenity LOS
- Trails LOS
- Investment LOS

Quantity - Acreage

Considering the District's acreages alone appears to render the community deficient in park space, however, when all open space providers and their assets are included (i.e. School District, Forest Preserve), the District has a **surplus** of between 178 and 254 acres. Future park acquisitions should prioritize small-scale, **neighborhood and mini park sites**.

Active Park Acreage LOS (Mini, Neighborhood, Community)

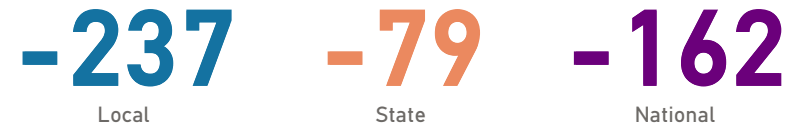
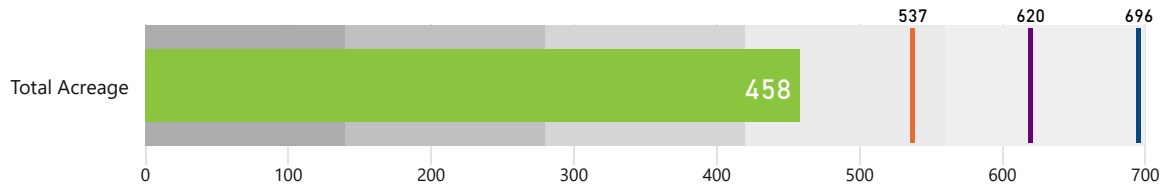


Surplus/Deficit (acres)



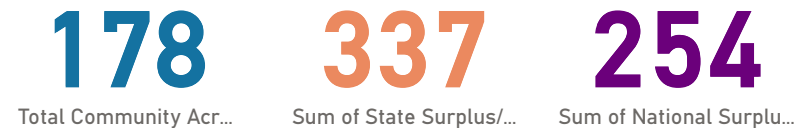
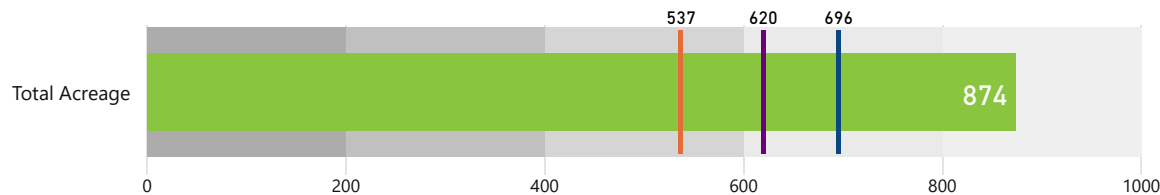
When the LOS quantity analysis only considered the "active" park sites, or the Mini, Neighborhood, and Community Parks, the District is **deficient** in all three categories (local, state, and national).

Parks and Open Space Acreage LOS (All Parks)



When considering all park assets - Mini, Neighborhood, Community, Linear, Special Use, and Natural Areas - the District is **deficient in total acreage** at the local, state, and national levels.

Community Park Acreage LOS (Park District, Schools, and Forest Preserve)



When considering all community open space assets across the Park District, School District, and Forest Preserve District, the District has a **surplus** across all three benchmark categories.

Does the District have the *right* type of amenities for our community's wants/needs?



Engagement Summary

Common themes emerged across all engagement formats. **Residents expressed the need for a dog park, a bandshell, pickleball courts, bathrooms, and fitness equipment.**

Some survey findings reiterate residents' needs from Vision 2020, indicating the high demand for walking and biking trails, water parks, and passive natural areas.

Other amenities like pickleball courts, restrooms, bandshell, and playgrounds have seen increased need in recent years.

Residents repeatedly mentioned the maintenance of sports fields and playgrounds, stating that the **fields are uneven and muddy, and sand in the playgrounds is messy**. There is also a need for more shade along baseball fields and outdoor pool areas as well as better permanent lighting around sports courts to help participants play longer hours.

“I live in North Elmhurst and Elmhurst doesn't have anything for seniors on my side of town.”

“It is hotter than the sun to play games (in Berens) in the summer — there is absolutely no shade.”

“Build a permanent bandshell.... I would like to see a permanent band shell in Wilder Park.... Bandshell at old Lizzadro site”

“More bike paths to travel north south without needing to travel on a street.”

“Better maintained bathrooms...I wish more parks had permanent bathrooms by them.”

“More natural areas for walking and hiking. Natural playscapes. Nature trails.”

Elmhurst Park District 2023 Survey

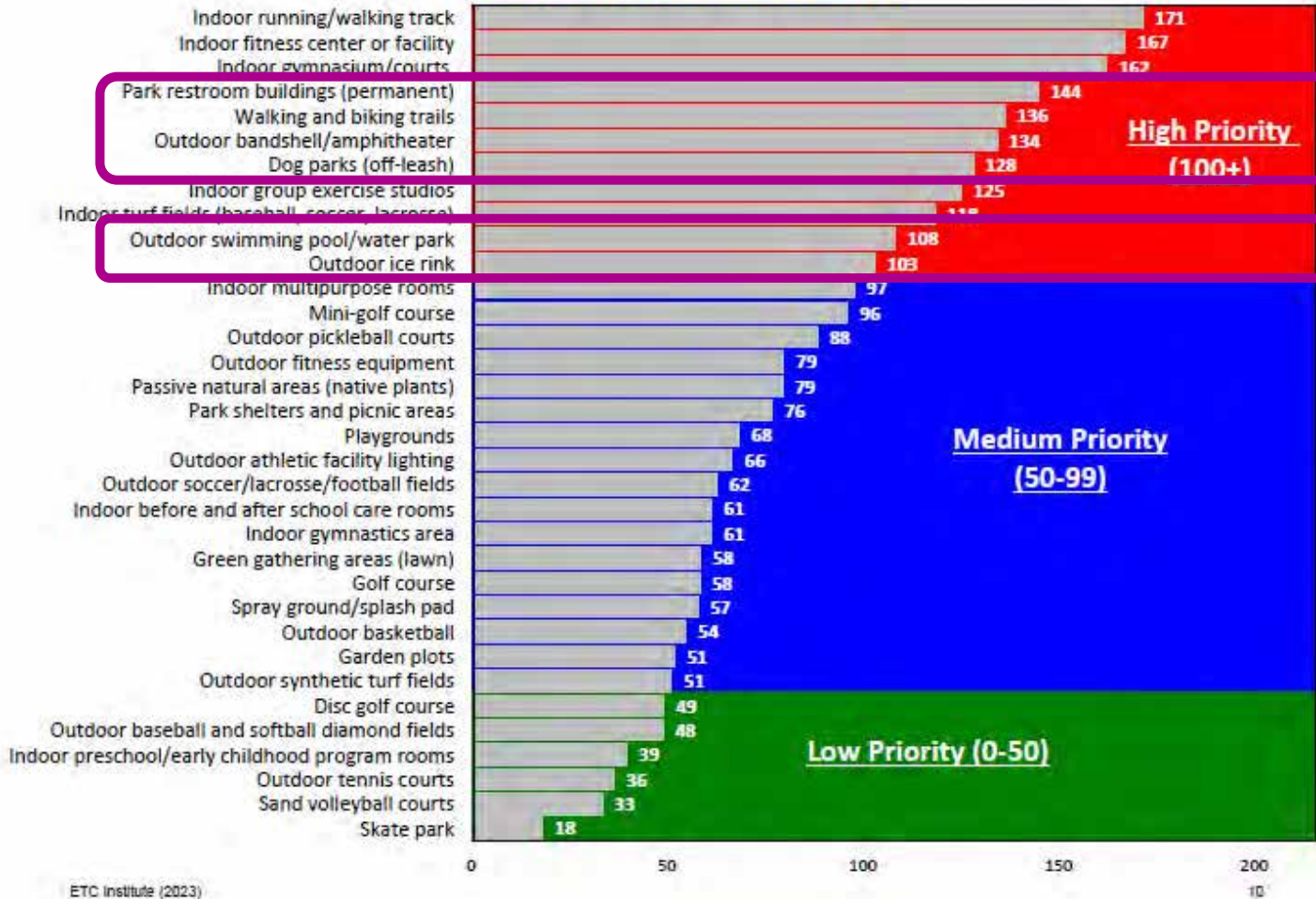
Priority Investment Rating

High-priority items are:

- Outdoor restrooms (permanent)
- Walking and biking trails
- Outdoor bandshell/amphitheater
- Dog parks (off-leash)
- Outdoor swimming pool
- Outdoor ice rink

Despite many comments on the Social Pinpoint boards about outdoor soccer and baseball fields, these items are listed as a **medium or low priority** according to the statistically valid survey responses.

Top Priorities for Investment for Indoor/Outdoor Facilities Based on Priority Investment Rating



What We've Heard

Amenity	Leadership Discovery Sessions (1 pt)	Focus Groups (1 pt)	Emails (1 pt)	Engagement Booths & Open House (2 pt)	Social Pinpoint (2 – more than 10 mentions, 1 – 5-10 mentions, 0 – less than 5)	ETC Institute Surveys (Based on the Priority Investment Ratings) (3 – high, 2 – med, 1 – low.)	Final score
Restrooms	1	1		2	2	3	9
Rectangular Fields	1	1	1	2	2	2	9
Pickleball/Tennis Courts	1	1		2	2	2	8
Swimming Pool	1			2	2	3	8
Dog Park	1	1			2	3	7
Playground		1			2	2	5
Trails and Paths		1			1	3	5
Bandshell/Amphitheater		1	1		0	3	5
Turf Fields	1		1		2	1	5
Diamond Fields			1		2	1	4
Outdoor Ice Rink					2	2	4
Basketball	1				1	2	4
Splash Pad		1			0	2	3
Golf Courses			1		0	2	3
Fitness Station					0	2	2
Picnic Shelter					0	2	2

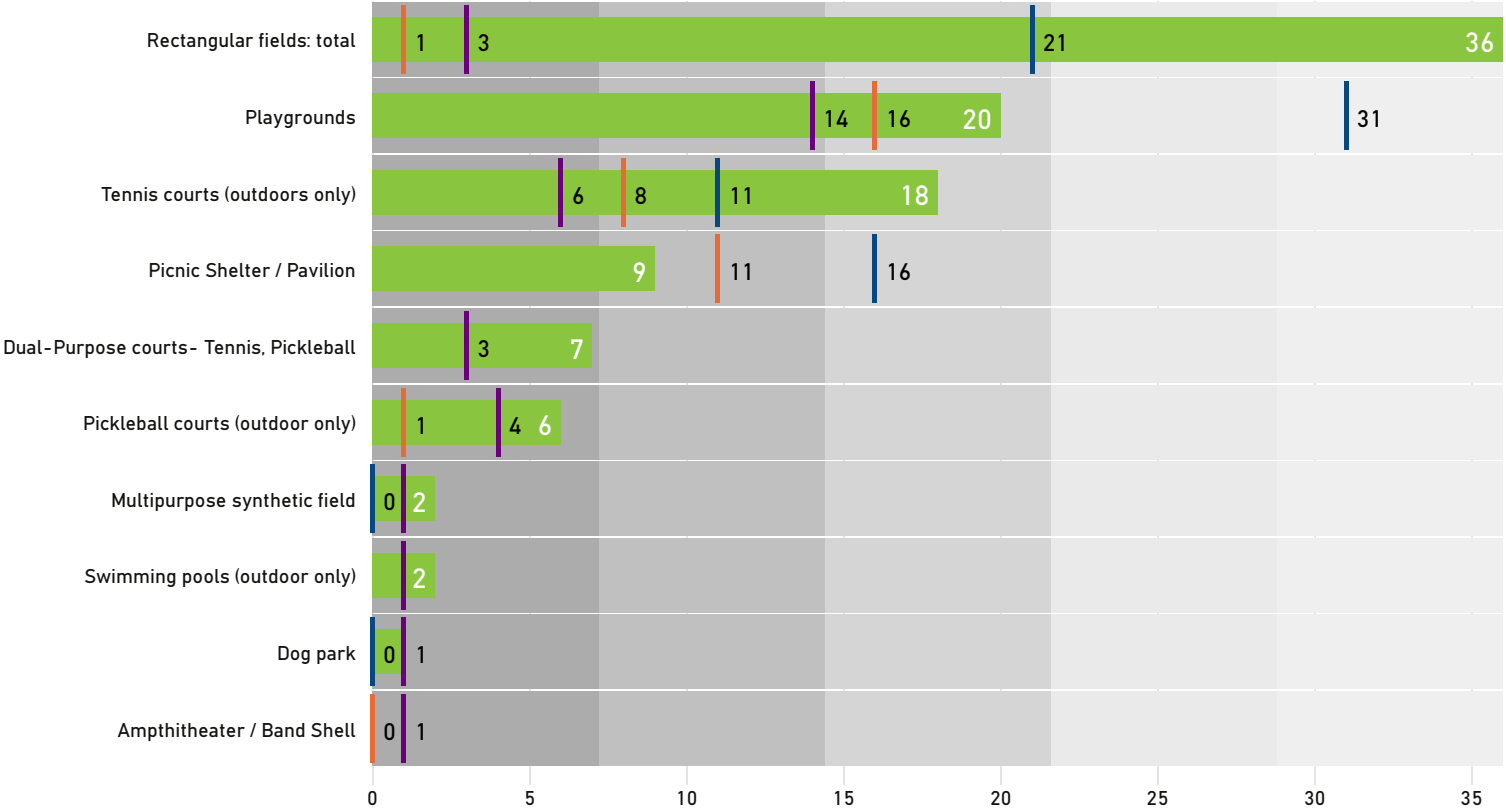


Park and Open Space Dashboard

Quantity - Amenities

- Park Inventory
- Quantity LOS
- Amenity LOS**
- Trails LOS
- Investment LOS

Priority Amenities Benchmarks



101

Sum of EPD Amenity LOS

Surplus/Deficit (quantity)

14

Local Surplus/Deficit

62

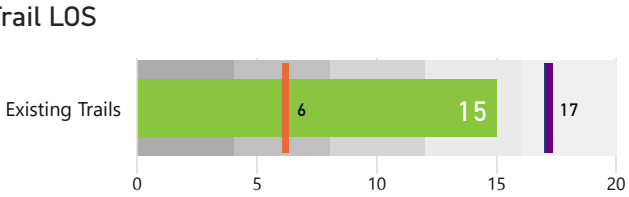
State Surplus/Deficit

67

National Surplus/Deficit

ELEVATE ELMHURST PARKS
Park and Open Space Dashboard

- Park Inventory
- Quantity LOS
- Amenity LOS
- Trails LOS**
- Investment LOS



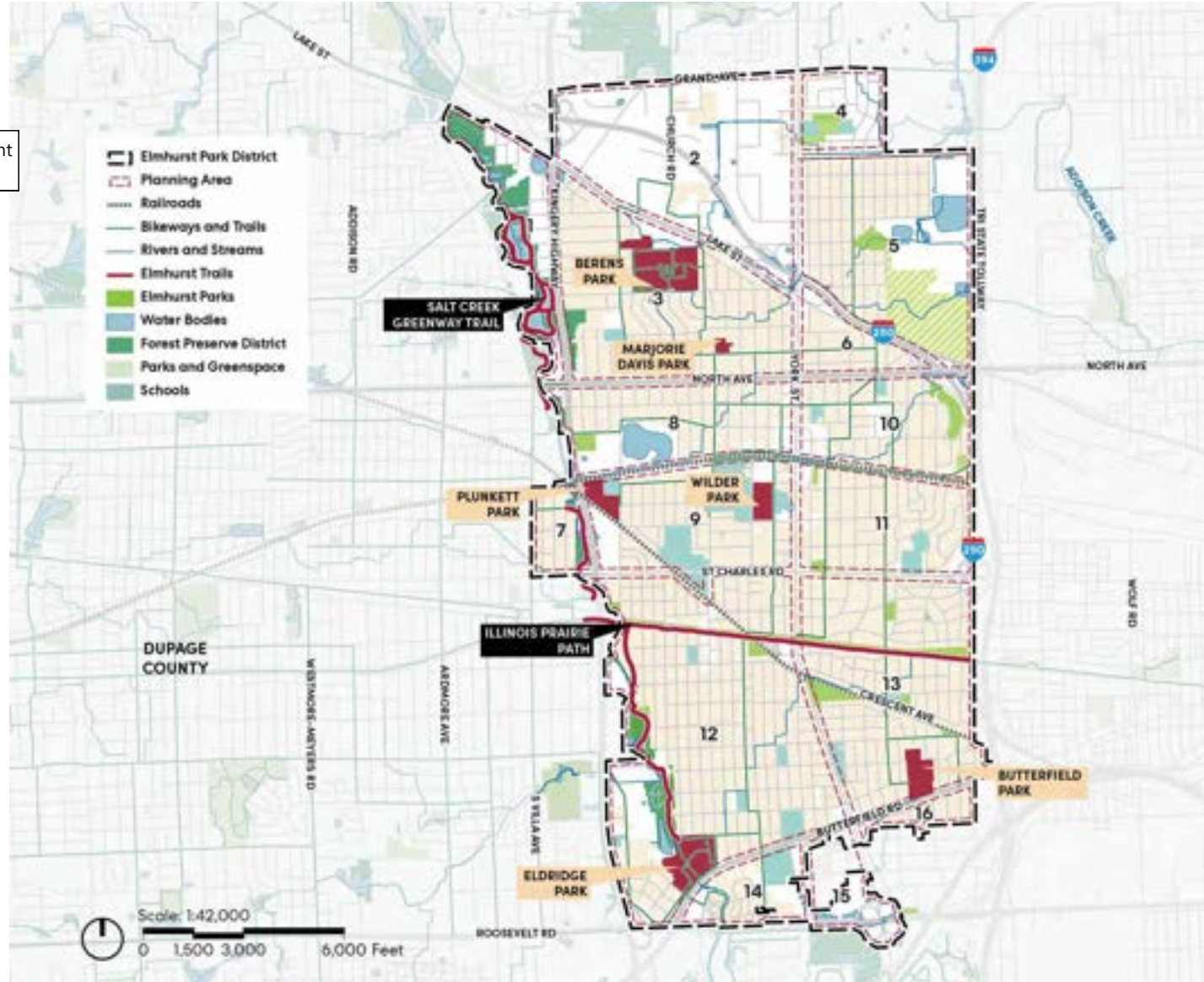
15

Sum of EPD Amenity LOS

Surplus/Deficit (miles)

-2 **9** **-2**

Local Surplus/Def... State Surplus/De... National Surplus...

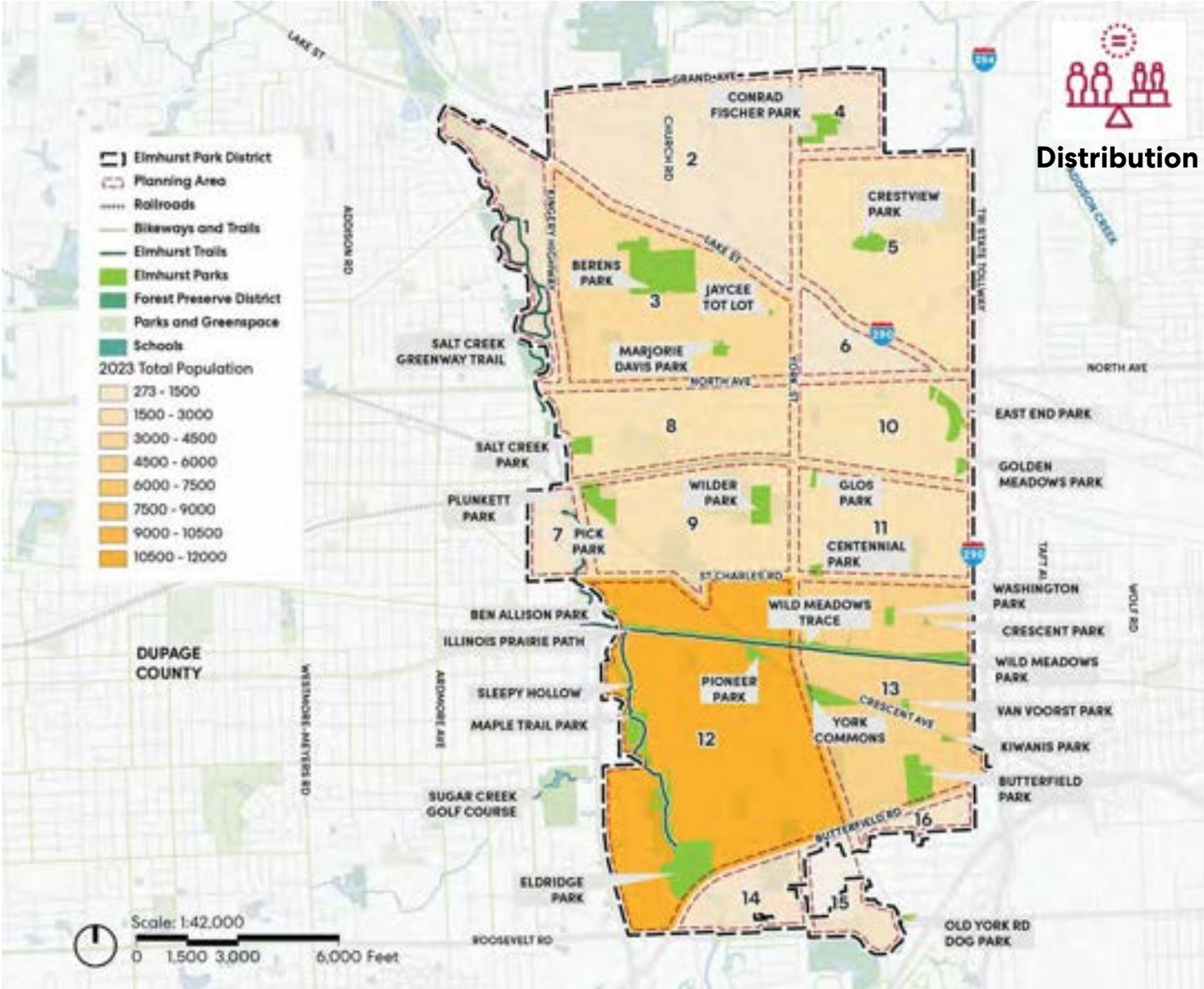


Planning Areas

Planning Area 12 has the highest population: nearly 25% of Elmhurst's residents live there.

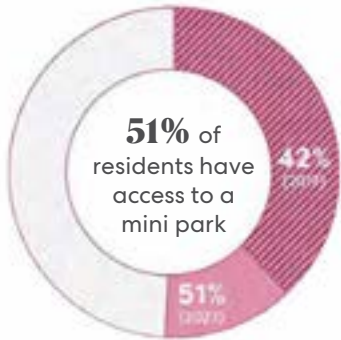
This is followed by areas 13 (~6,000 residents) and 3 (~5,500 residents).

In terms of population, the smallest planning areas are 2, 1, 7, 15, and 16 (less than 1,000 residents each).



Distribution

**Mini Park Access
Service Area - 0.25 mi**



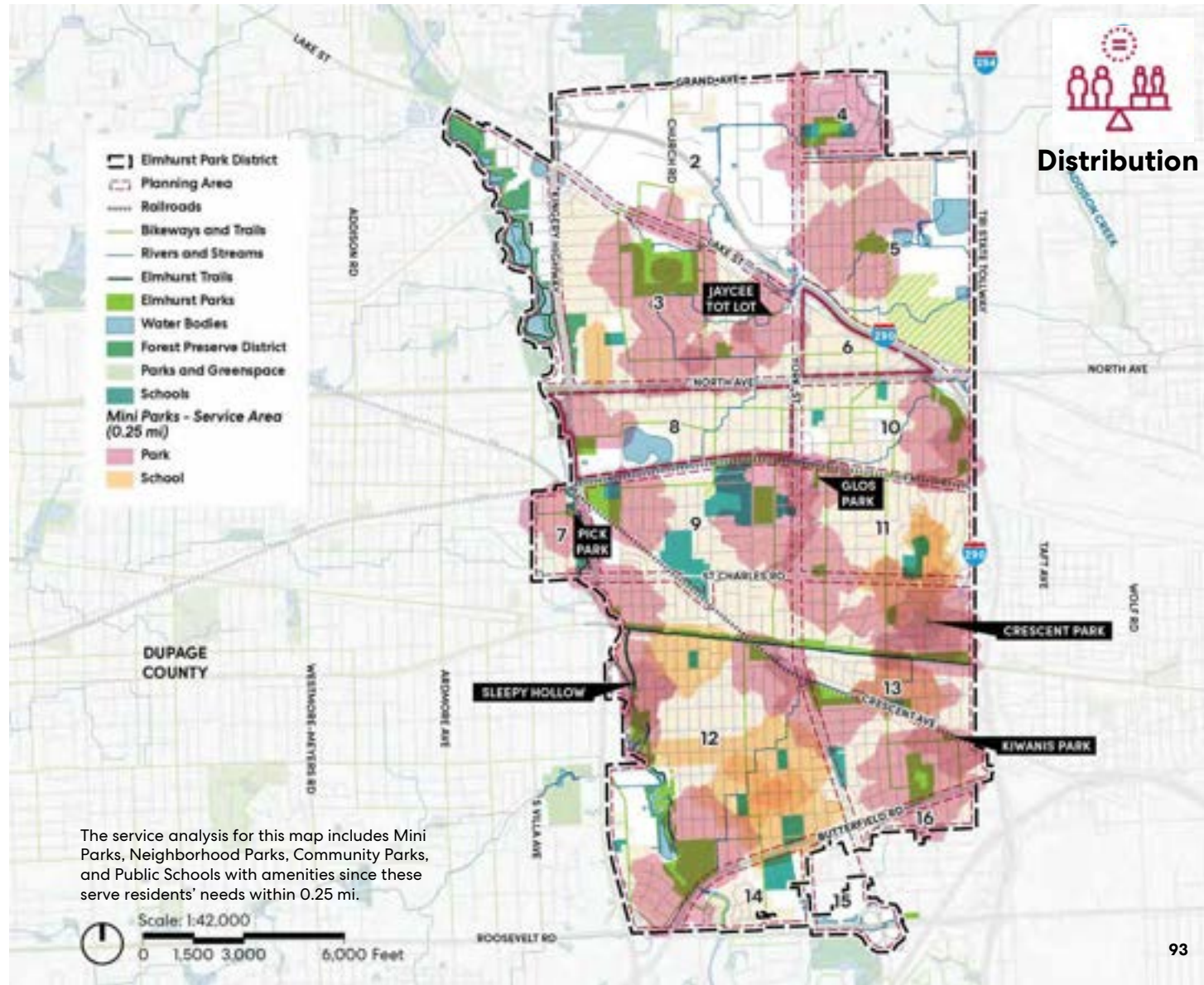
9%
Improvement between 2017 and today

7, 11, 13
Planning areas with the greatest improvement since 2017

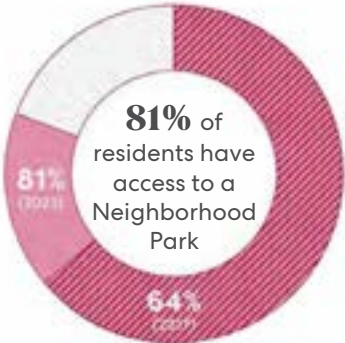
6 Mini Parks

2 new or reclassified parks (Pick & Sleepy Hollow)

Only 8% of residents in Planning Areas 8 and 6 have access to Mini Parks. This could be an opportunity to increase access to parks in the downtown core of the city.



Neighborhood Park Access Service Area - 0.5 mi



81% of residents have access to a Neighborhood Park

17% Improvement between 2017 and today

10, 11, 12 Planning Areas with the greatest improvement since 2017

12 Neighborhood Parks

3 new or reclassified parks (Maple Trail Woods, and Wild Meadows Park)

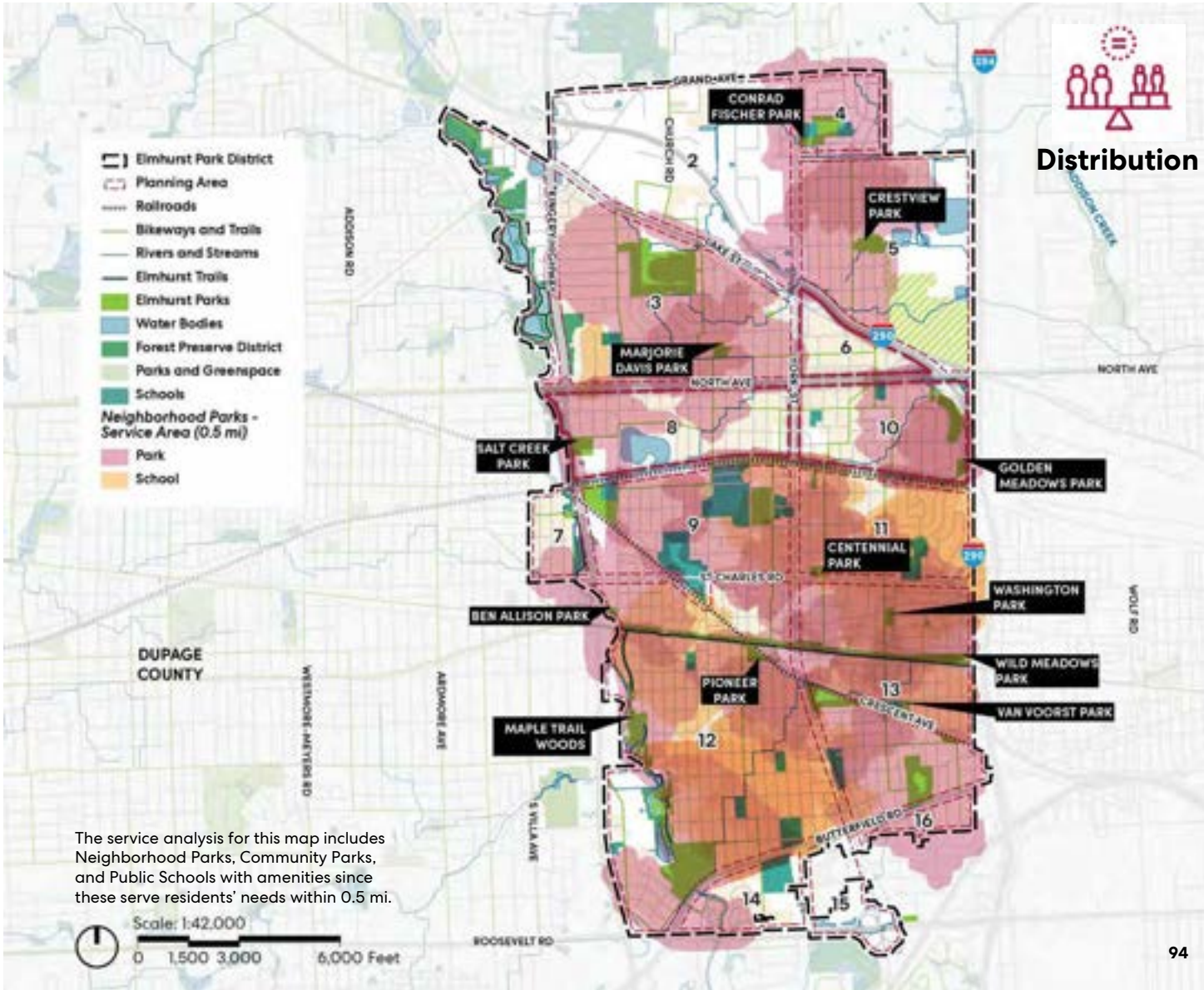
Priority Planning Areas for neighborhood park access include areas 6, 8, 10. Planning areas 7, 14, and 15 are of secondary priority to improve park access.

< 87% Local Benchmark

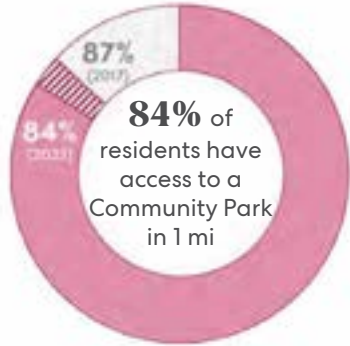
> 80% State Benchmark

> 55% National Benchmark

Source: Trust for Public Land Park Score



Community Park Access Service Area – 1 to 2 mi



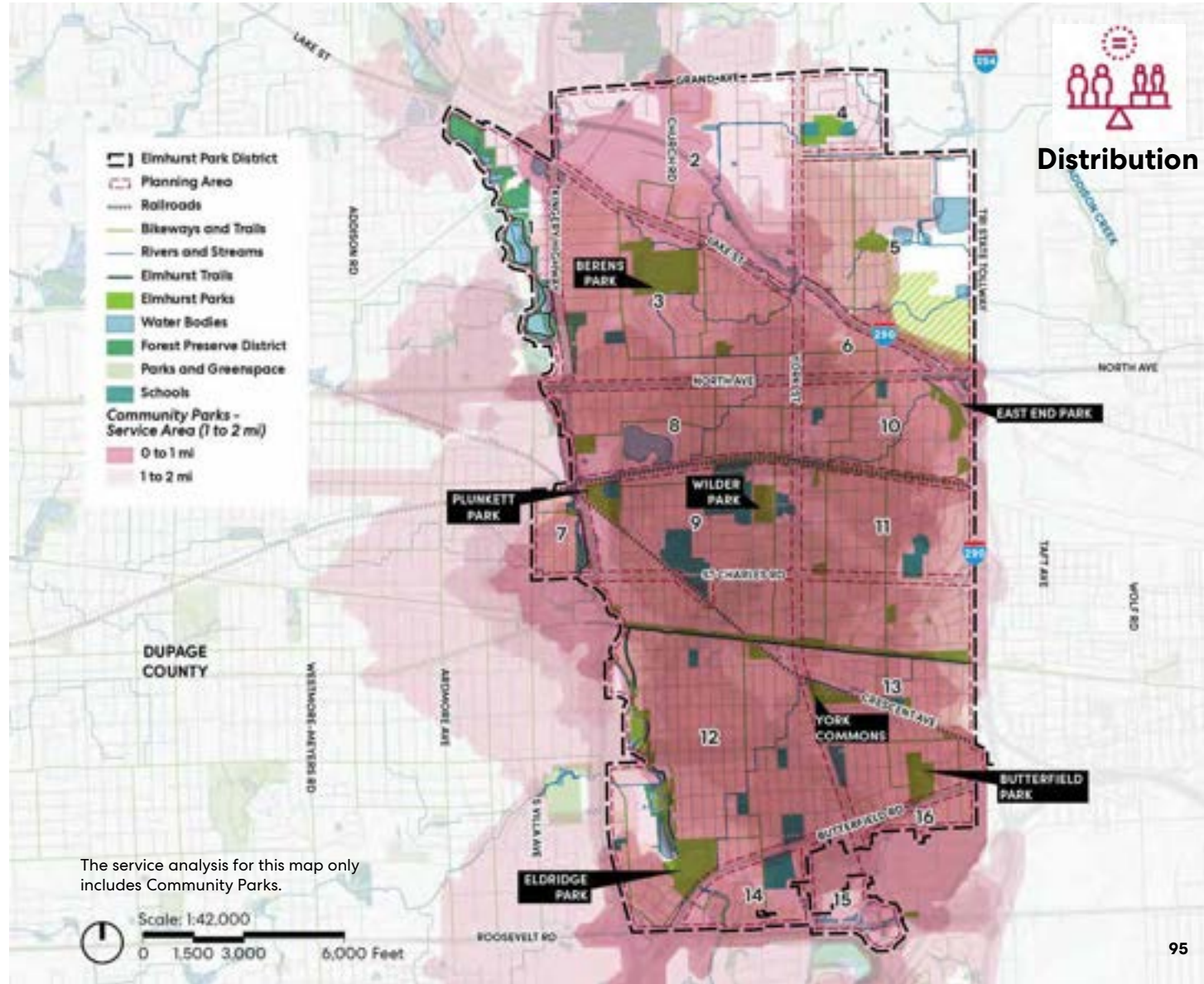
3%
Reduction due to population changes in various planning areas

100%
of residents have access to a Community Park within 2 miles


Residents in most planning areas have 100% access to a community park.

Areas 4, 5, 6, and 11 are still underserved within 1 mi.

All of Elmhurst can access a Community Park within 2 mi.



The service analysis for this map only includes Community Parks.

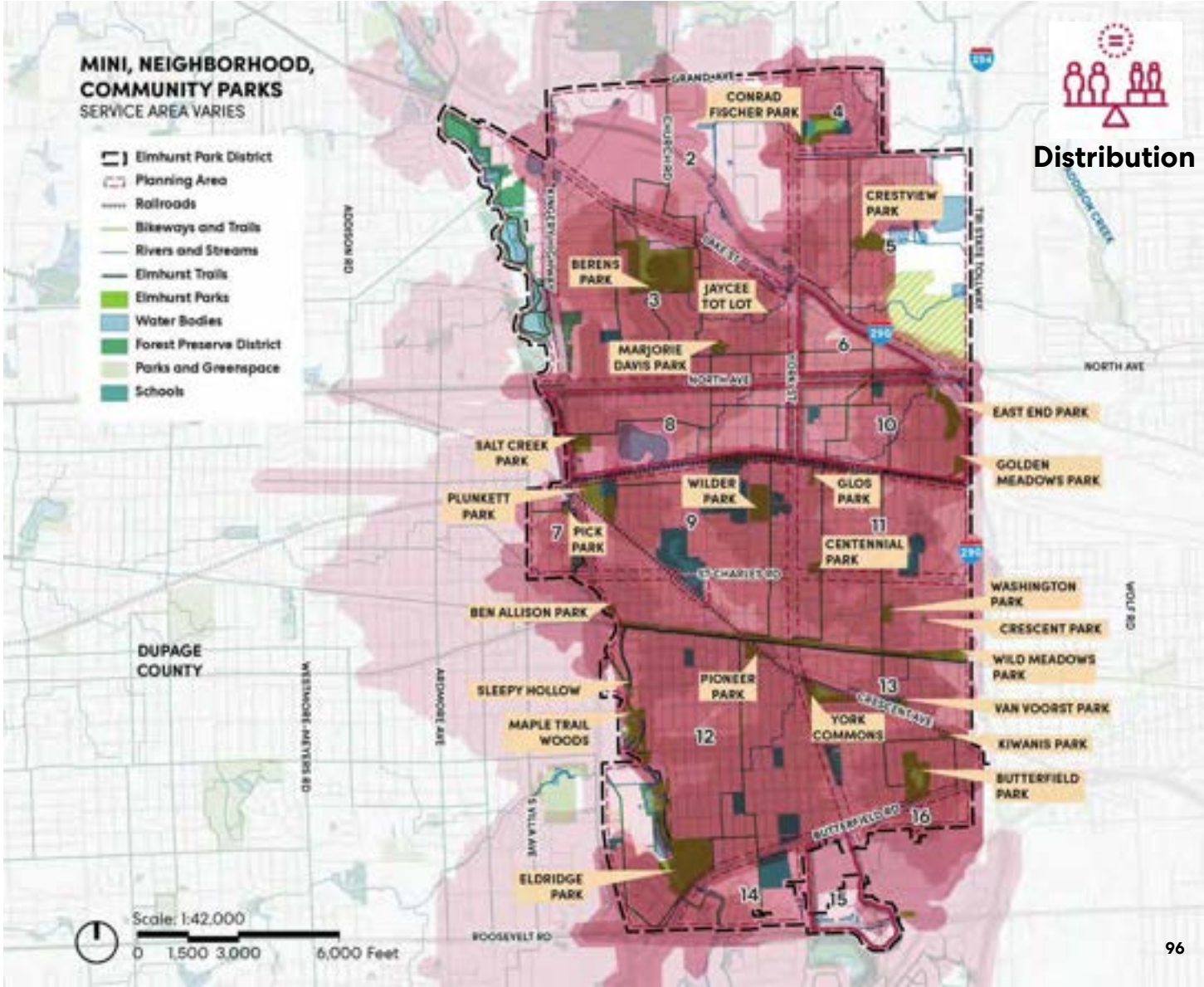


Overall Park Access

97% of residents in Elmhurst can access a park within 0.25 mi, 0.5 mi, or 1 mi.

In most Planning Areas, 100% of the population can access a park.

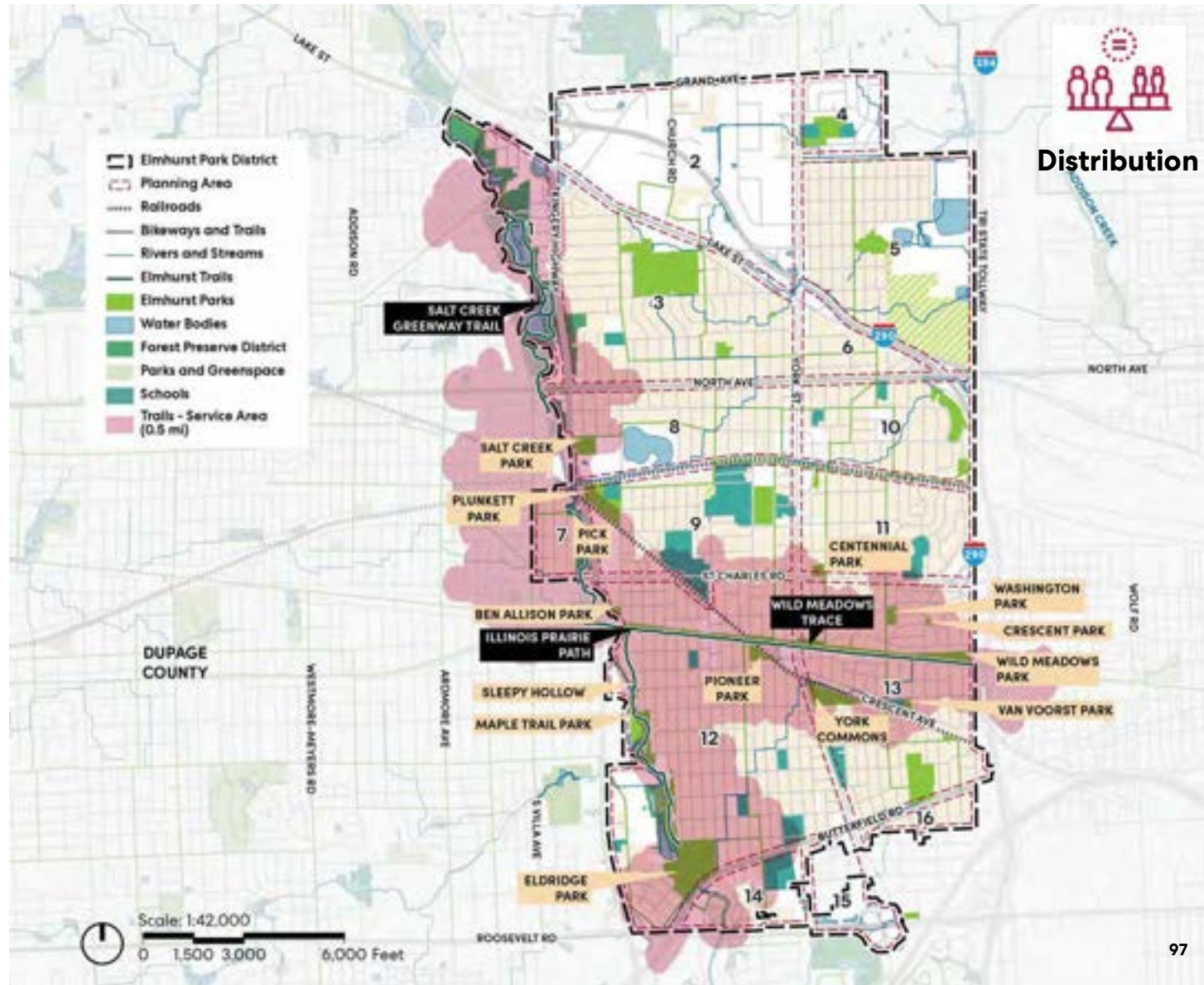
There are opportunities to increase park access in Planning Areas 1 and 6, where less than 60% of the population has access to a park.



**Trail Access
Service Area – 0.5 mi**



The total miles of trails in Elmhurst has remained the same since 2017.
In 2023, 78% of households indicated a need for walking and biking trails.

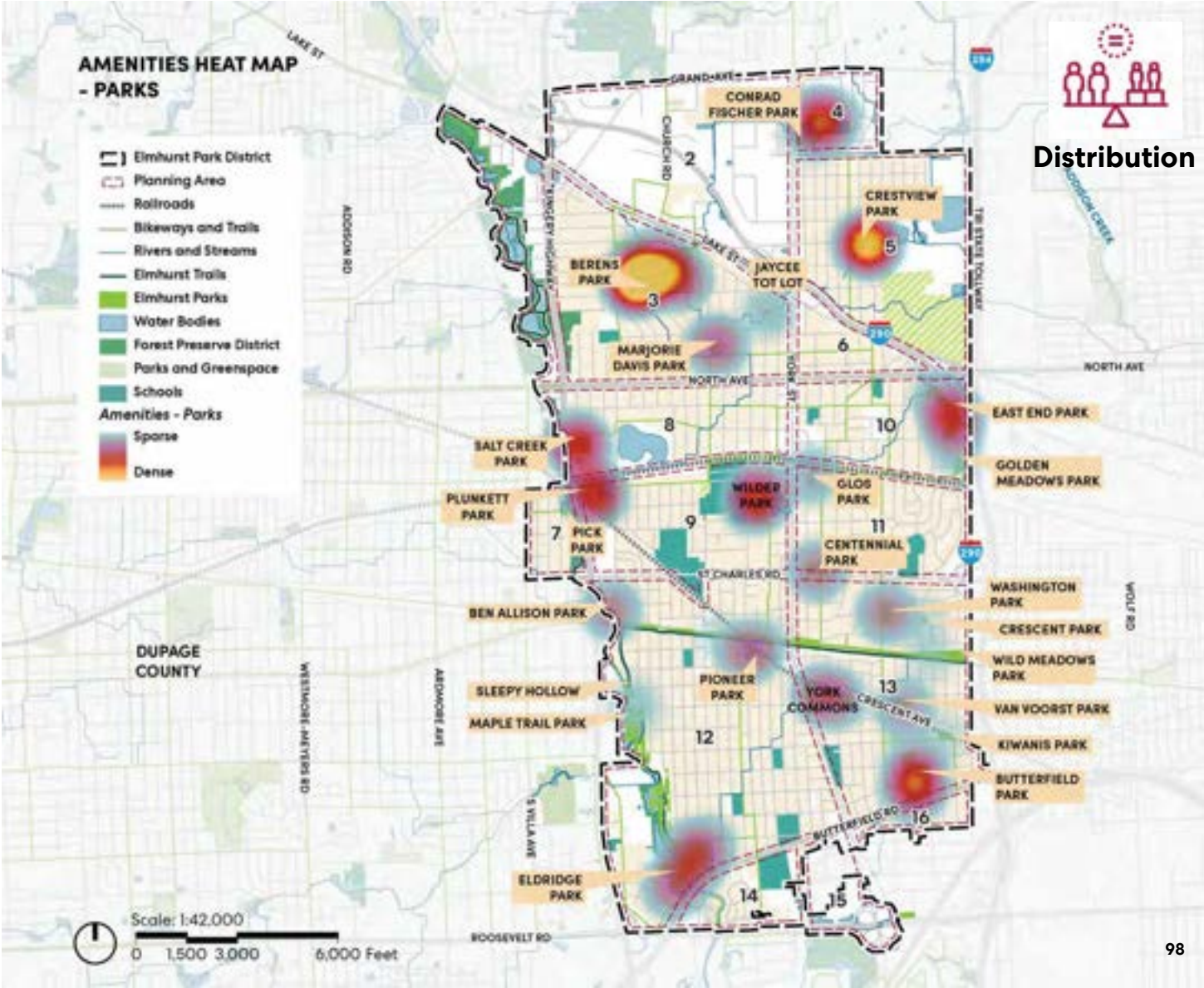


Amenities Heat Map – Only Parks

Parks with the most amenities are mostly concentrated in the northern portion of the District.

There are fewer residents in adjacent Planning Areas 1, 2, and 4, meaning that most people need to drive to access amenities here.

Parks such as Sleepy Hollow and Maple Trail Woods provide opportunities to fill the amenity gap in Planning Area 12.



Distribution

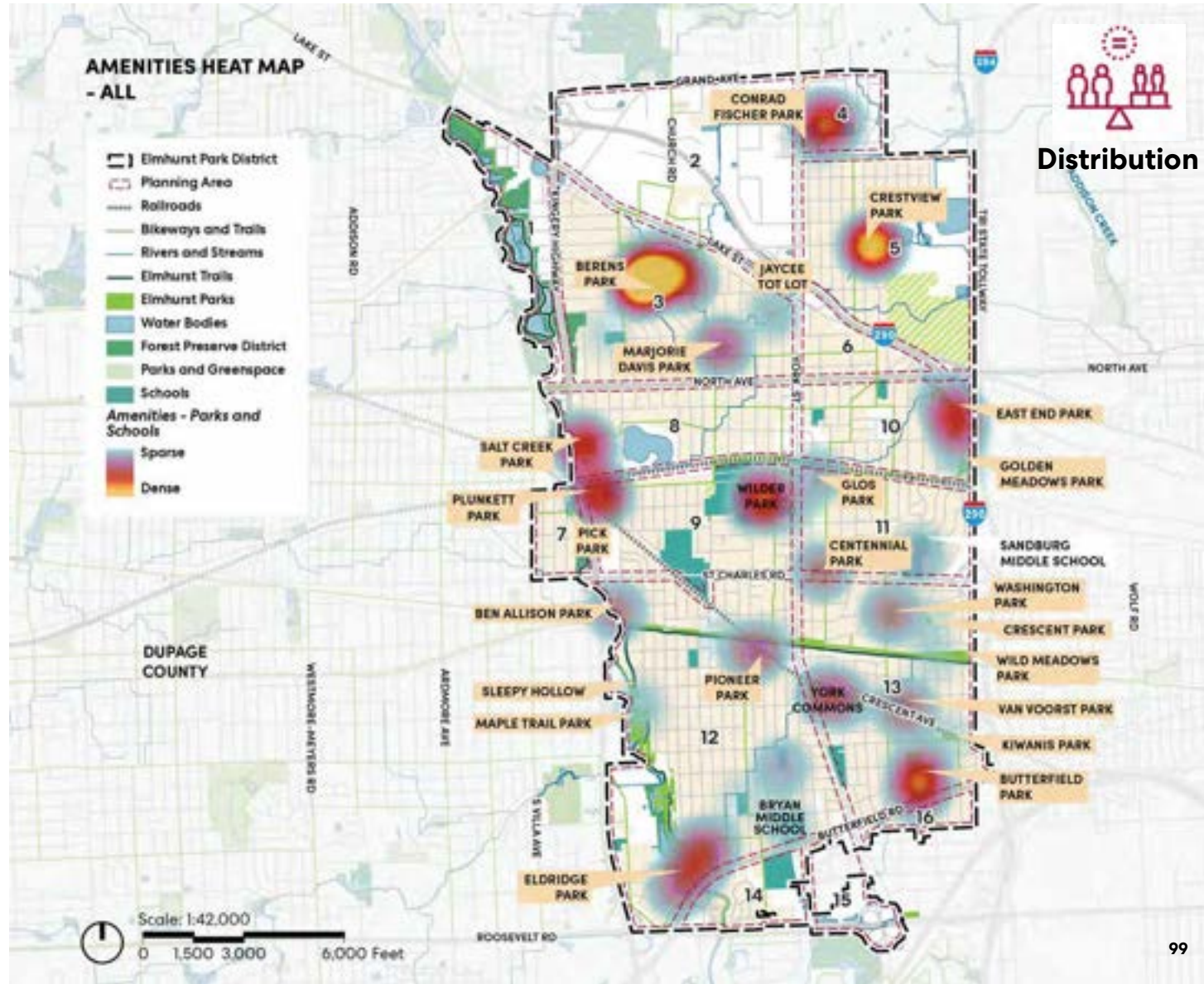
Amenities Heat Map – Parks and Schools

While schools have limited amenities (primarily fields and playgrounds), they supplement park assets, especially to the south of the railroad tracks.

New programming should consider amenities in adjacent schools to avoid unnecessary duplication.

New park programming should consider activating passive parks and diversifying existing parks.

Diversifying amenities is associated with increased physical activity time spent in parks.

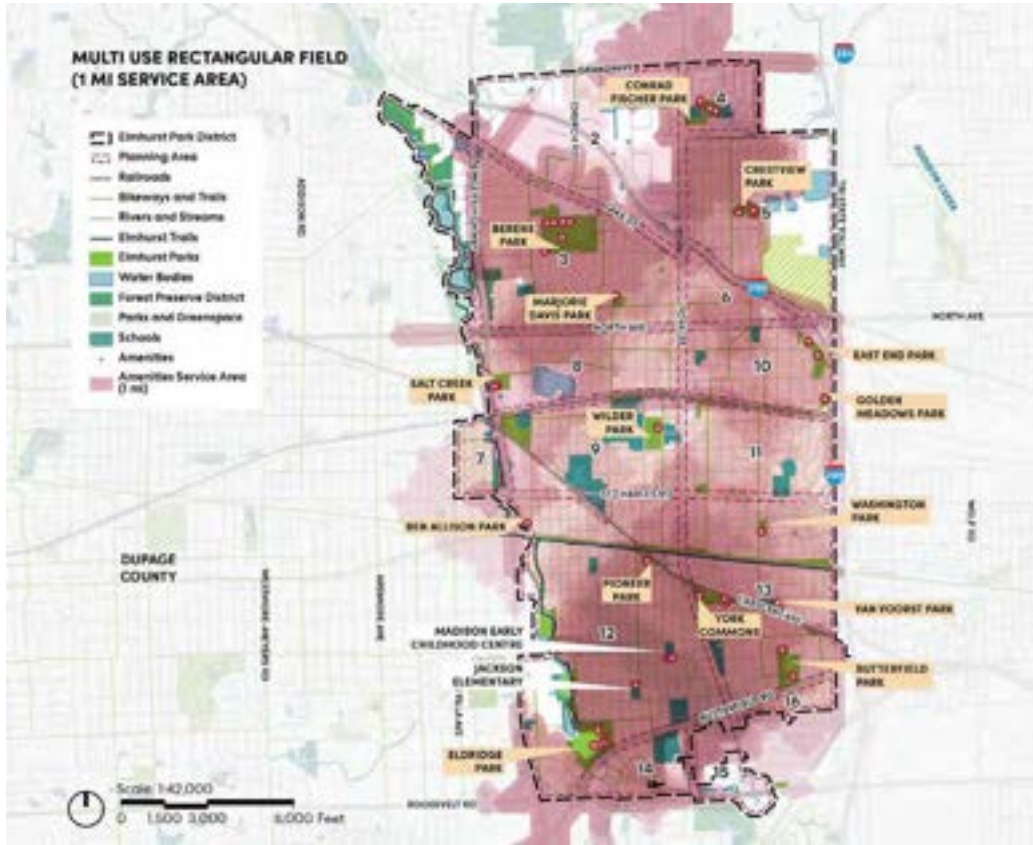
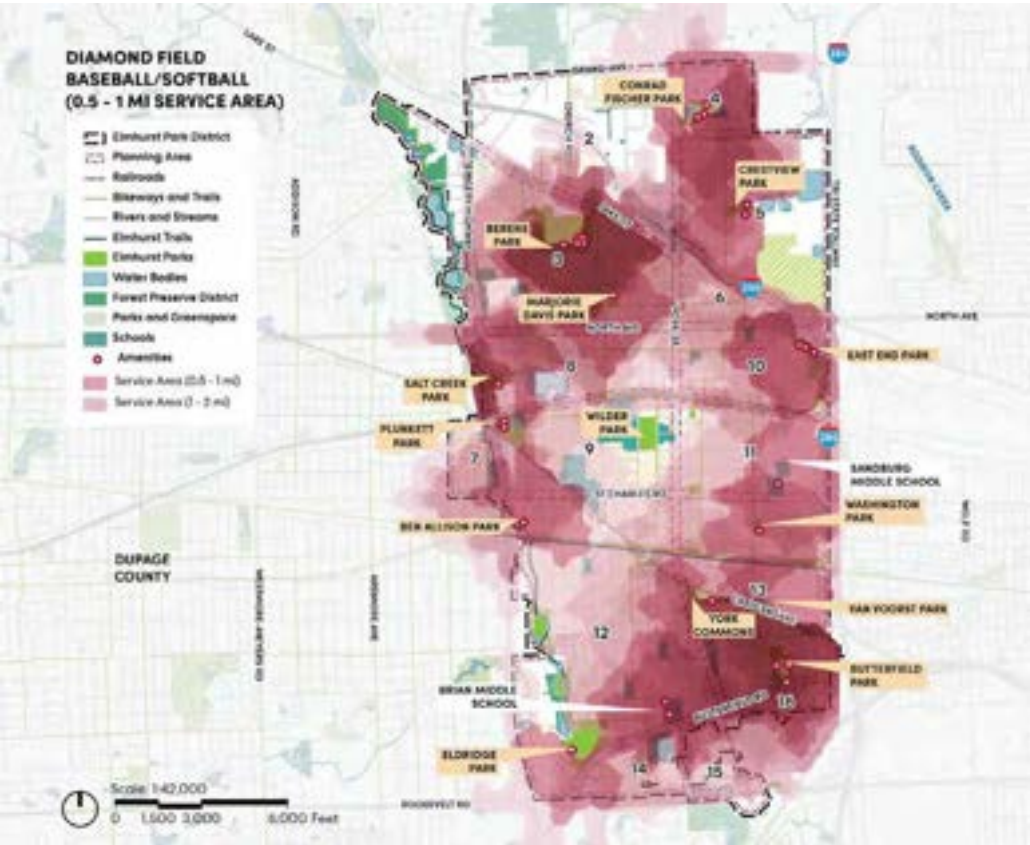


Amenities Service Area - Fields

Diamond and rectangular fields are primarily located in Neighborhood and Community Parks and are well distributed across the District. **Most residents have access to these amenities since they are drive-to destinations. In Planning Areas 6, 9, 11, and 12, walkable access to these amenities is limited.**



Distribution



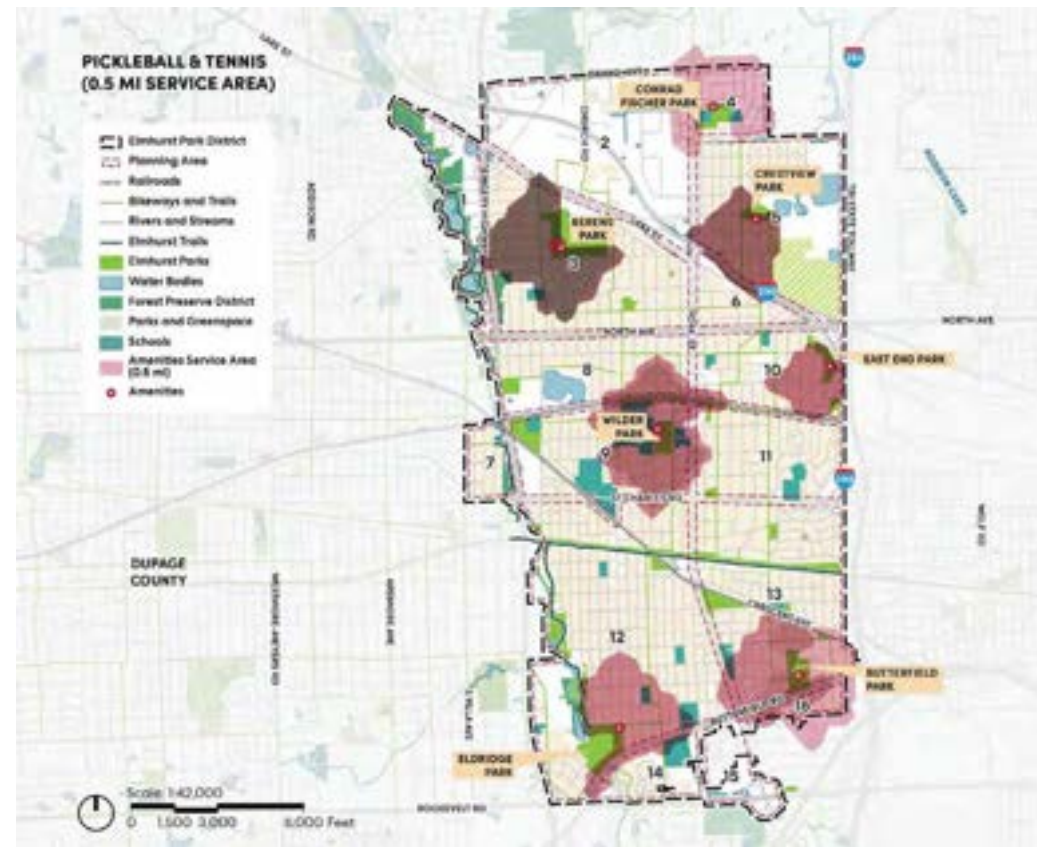
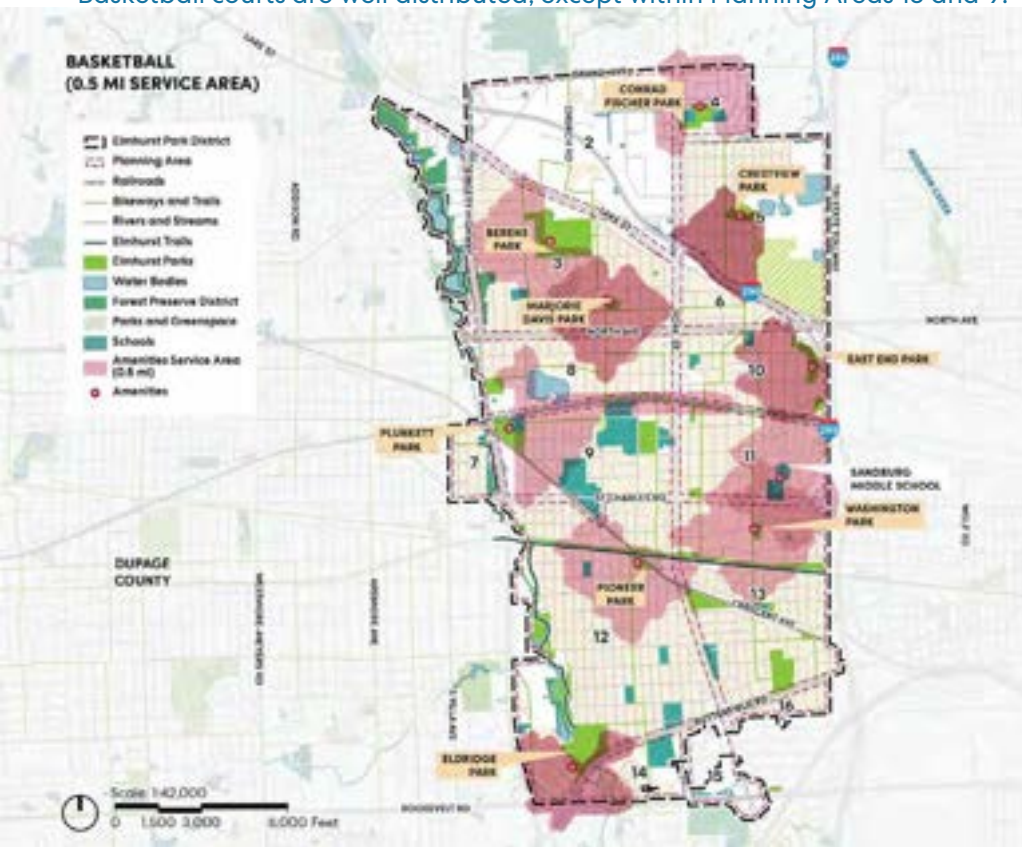
Amenities Service Area - Courts

While pickleball and tennis courts were not indicated as a priority amenity in the Vision 2020 Plan, there was a surplus of tennis courts based on the LOS study. There has been a large effort to increase the number of pickleball opportunities within the District based on higher demand since the COVID-19 pandemic. **Many Planning Areas still do not have walkable access to these amenities.**

Basketball courts are well distributed, except within Planning Areas 13 and 9.



Distribution

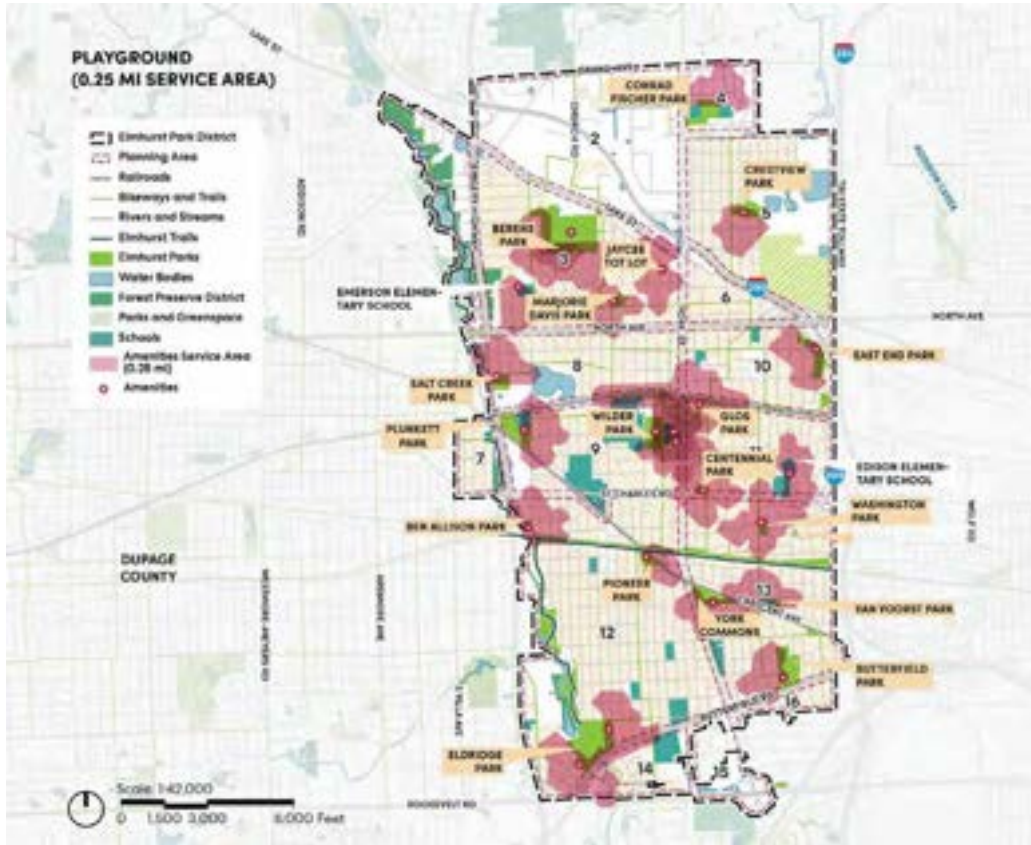
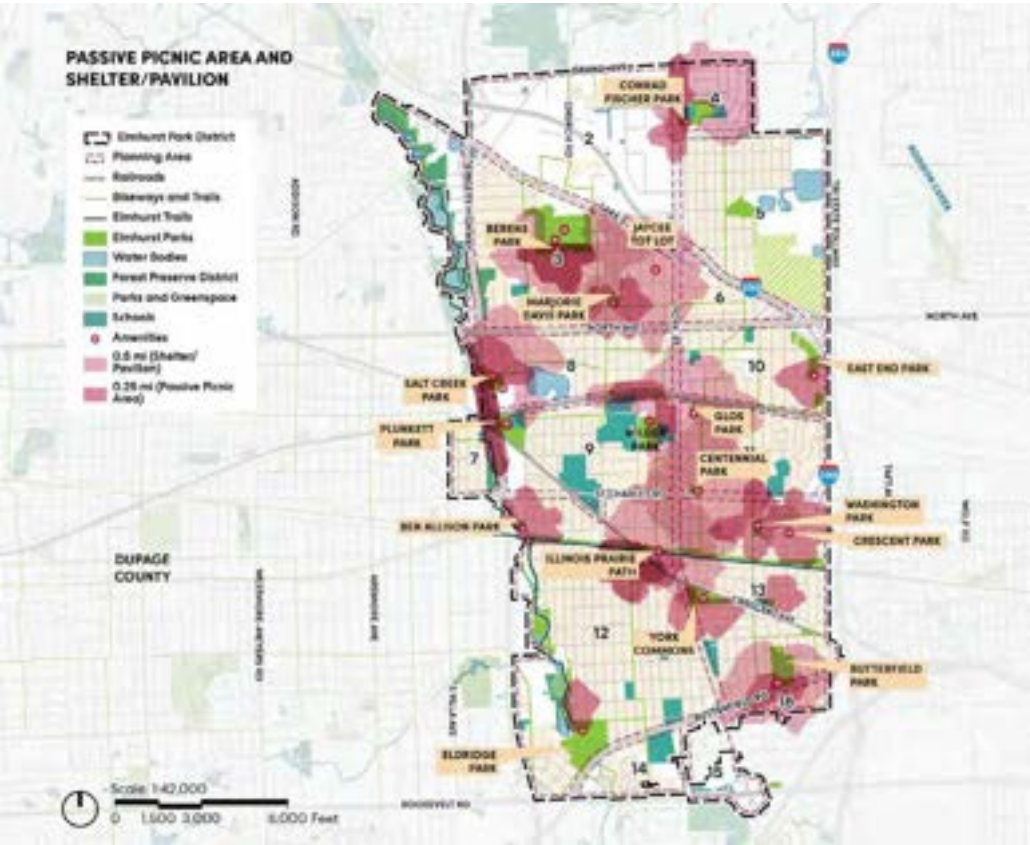


Amenities Service Area – Play and Picnic

Although playgrounds are well distributed across the District, picnic shelters are mostly concentrated in the downtown core along York Street. **Programming parks such as Sleepy Hollow, Maple Trail Woods, and Van Voorst could increase access to playgrounds and picnic shelters for key Planning Areas (9, 12, 13).**



Distribution



Investment Matrix

Row Labels	Sum of 2017	Sum of 2018	Sum of 2019	Sum of 2020	Sum of 2021	Sum of 2022	Sum of 2023	Sum of Five Year Total
Ben Allison Park							\$ 142,010	\$ 142,010
Berens Park	\$ 229,099	\$ 1,159,719	\$ 914,250	\$ 31,722		\$ 12,264	\$ 50,585	\$ 2,397,639
Butterfield Park	\$ 90,668		\$ 8,182					\$ 98,850
Centennial Park					\$ 194,449	\$ 1,458,216		\$ 1,652,665
Conrad Fischer Park	\$ 42,120	\$ 374,719						\$ 416,839
Crescent Park								\$ -
Crestview Park		\$ 23,047	\$ 165,226	\$ 24,300				\$ 212,573
Dog Park	\$ 1,562,000		\$ 20,668				\$ 63,463	\$ 1,646,131
East End Park	\$ 489,963							\$ 489,963
Eldridge Park	\$ 43,659	\$ 30,000				\$ 520,557		\$ 594,216
Glos Memorial Park	\$ 1,771,907				\$ 325,943	\$ 322,620		\$ 2,420,470
Golden Meadows								\$ -
Jaycee Tot Lot								\$ -
Kiwanis Park								\$ -
Maple Trail Woods								\$ -
Marjorie Davis Park	\$ 196,908							\$ 196,908
Pick Park					\$ 75,000			\$ 75,000
Pioneer Park			\$ 174,450					\$ 174,450
Plunkett Park	\$ 402,484			\$ 111,440		\$ 555,880		\$ 1,069,804
Salt Creek Park	\$ 16,200	\$ 138,717	\$ 631,497	\$ 11,083		\$ 23,500		\$ 820,997
Sleepy Hollow Park								\$ -
Sugar Creek Golf Course	\$ 107,931		\$ 26,850	\$ 11,566	\$ 65,554	\$ 762,896	\$ 665,801	\$ 1,640,598
Van Voorst Park			\$ 82,862					\$ 82,862
Washington Park						\$ 31,523		\$ 31,523
Wild Meadows Park								\$ -
Wild Meadows Trace		\$ 45,479						\$ 45,479
Wilder Park				\$ 28,295		\$ 127,273	\$ 57,068	\$ 212,636
Grand Total	\$4,952,939	\$1,771,681	\$2,023,985	\$ 218,406	\$ 660,946	\$3,814,729	\$ 978,927	\$ 14,421,613

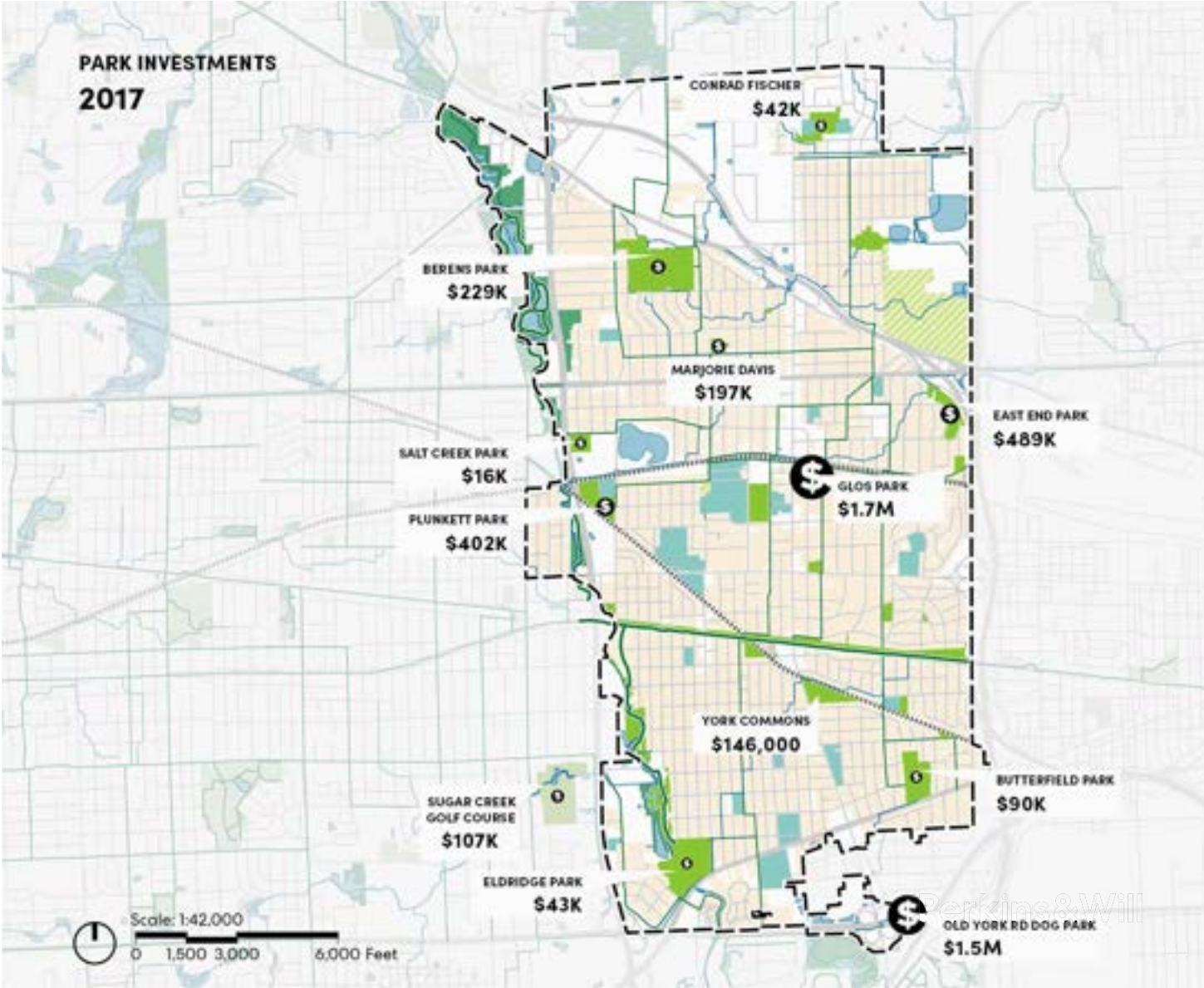


Investment

Parks Investment

Park investments have been fairly well distributed except during 2021, when investments were concentrated in the central and southern portions of the District.

Most investments have been park and playground upgrades, with a large investment in acquisitions in 2017 (Dog Park and Glos Park) and 2019 (Centennial Park).





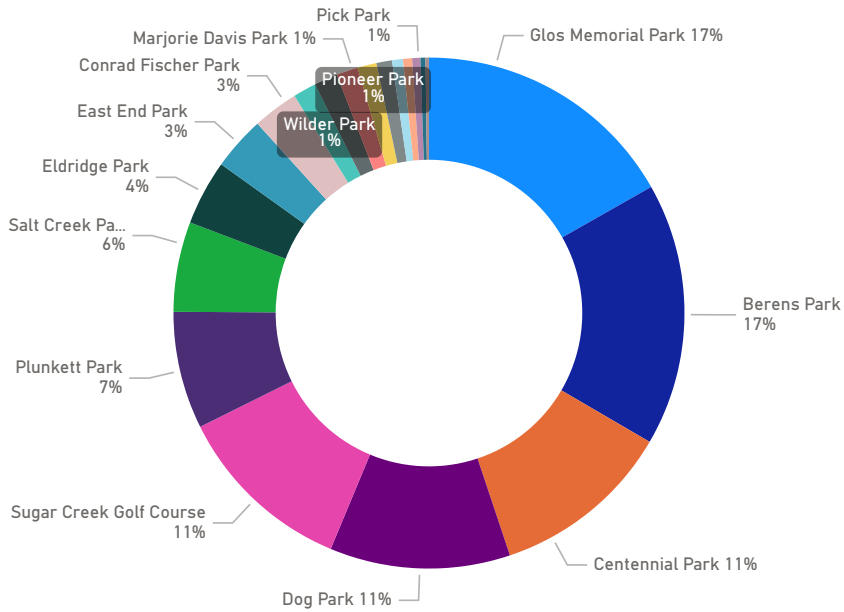
Park and Open Space Dashboard

- Park Inventory
- Quantity LOS
- Amenity LOS
- Trails LOS
- Investment LOS**

14.4M

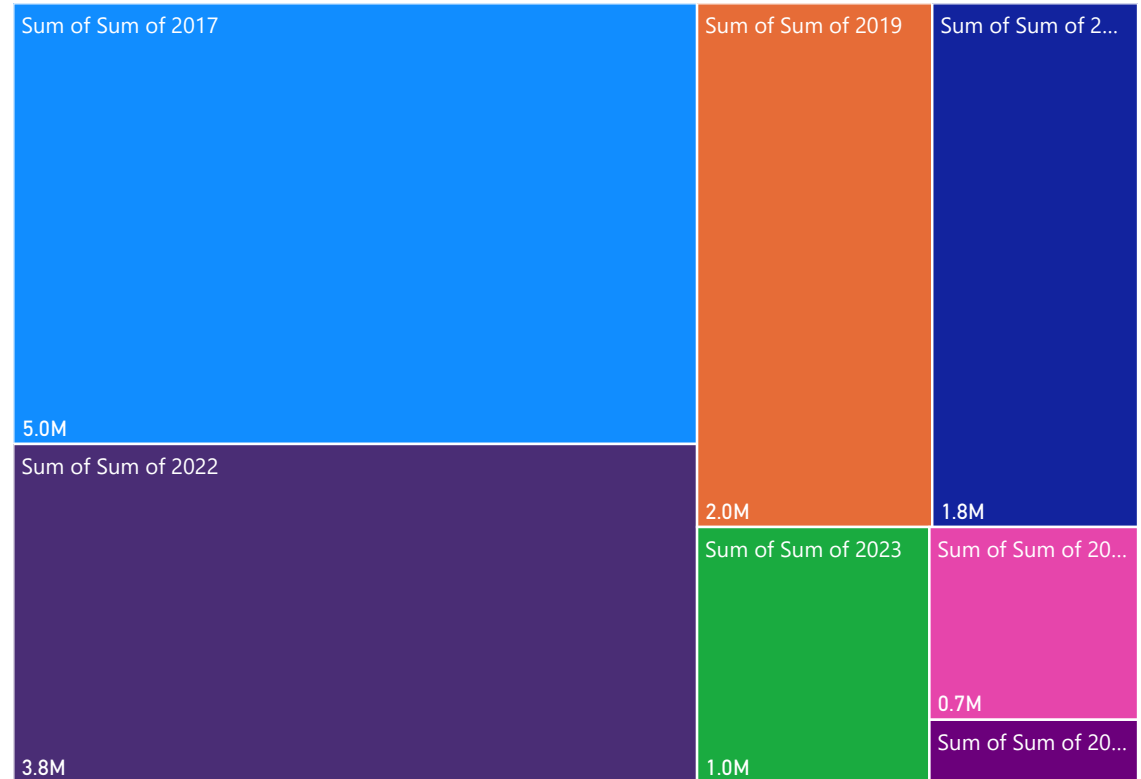
Sum of Sum of Five Year To...

Total Spent by Park



Investment

Total Spent by Year



Level of Service Assessment Facilities



Facility Level of Service Dashboard

Quantity

Total Square Footage Benchmarks



120K
Surplus/Deficit (SF)

Square Footage per Person Benchmarks



2
Surplus/Deficit (SF/Person)

Facility Quantity Benchmarks



7
Surplus/Deficit (QTY)

Does the District have the *right type* of facilities for our community's wants/needs?





What We've Heard

Amenity	Leadership Discovery Sessions (1 pt)	Focus Groups (1 pt)	Emails (1 pt)	Engagement Booths & Open House (2 pt)	Social Pinpoint (2 – more than 10 mentions, 1 – 5-10 mentions, 0 – less than 5 mentions, weighted by 2)	ETC Institute Surveys (Based on the Priority Investment Ratings) (3 – high, 2 – med, 1 – low, weighted by 3)	Final score
Indoor Sports Facility (courts, fitness center)	1	1	1	2	2	3	10
Indoor group exercise		1			1	3	5
Indoor running/walking track		1	1			3	5
Recreation Pool				2	1	2	5
Indoor before/after school programs	1				2	2	5
Indoor turf fields					1	3	4
Indoor pickleball courts		1			2		3
Indoor Pool		1	1				2
Indoor multipurpose rooms						2	2
Teen Center		1					1

ility

Elmhurst Park District 2023 Survey

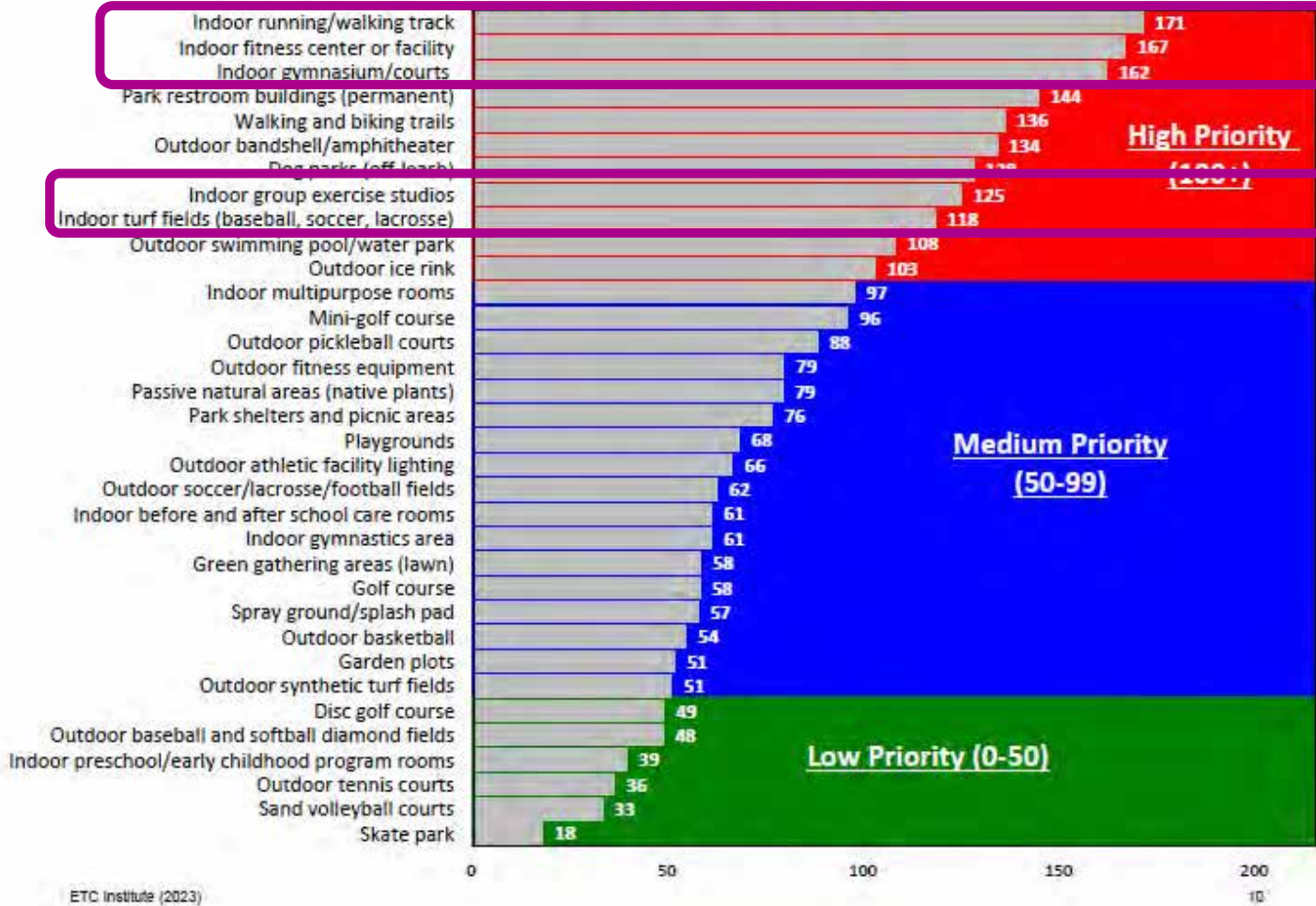
Priority Investment Rating

High-priority items are:

- Indoor running/walking track
- Indoor fitness center or facility
- Indoor gymnasium/courts
- Indoor group exercise studios
- Indoor turf fields

The statistically valid survey responses mirror the comments from Social Pinpoint and the open houses: the need for indoor facilities with fitness centers, courts, running tracks, gymnasium, turf, and group exercise studios.

Top Priorities for Investment for Indoor/Outdoor Facilities Based on Priority Investment Rating



Engagement Summary

The need for indoor sports facilities with well-maintained running/walking tracks, turf fields, pools, and courts emerged as the biggest need for the community.

Through the survey and social pinpoint, residents mentioned that the maintenance of Courts Plus is a concern and stated the need for bigger courts and more sports offerings. Indoor turf fields (baseball, soccer, lacrosse) is identified as a high-priority need, with most residents stating that their need is unmet.

The Wilder Park Conservatory, Wilder Mansion, and the Mary E. Kies Recreation Center rank highly on the condition of facilities, reflecting the investments made by EPD and the 2023 ratings.

Most residents stated that the Wagner Community Center is in “poor” or “fair” condition and called for upgrades to the facility, along with increased programs.

“We have no indoor children’s play area to host all-weather activities..”

“Indoor pool with proper lane length”

“Upgrade East End Pool - additional interactive kids area and slides”

“Indoor athletic facility... Indoor sports facilities are a HUGE need in this community.”

“Would love an indoor ice rink in Elmhurst”

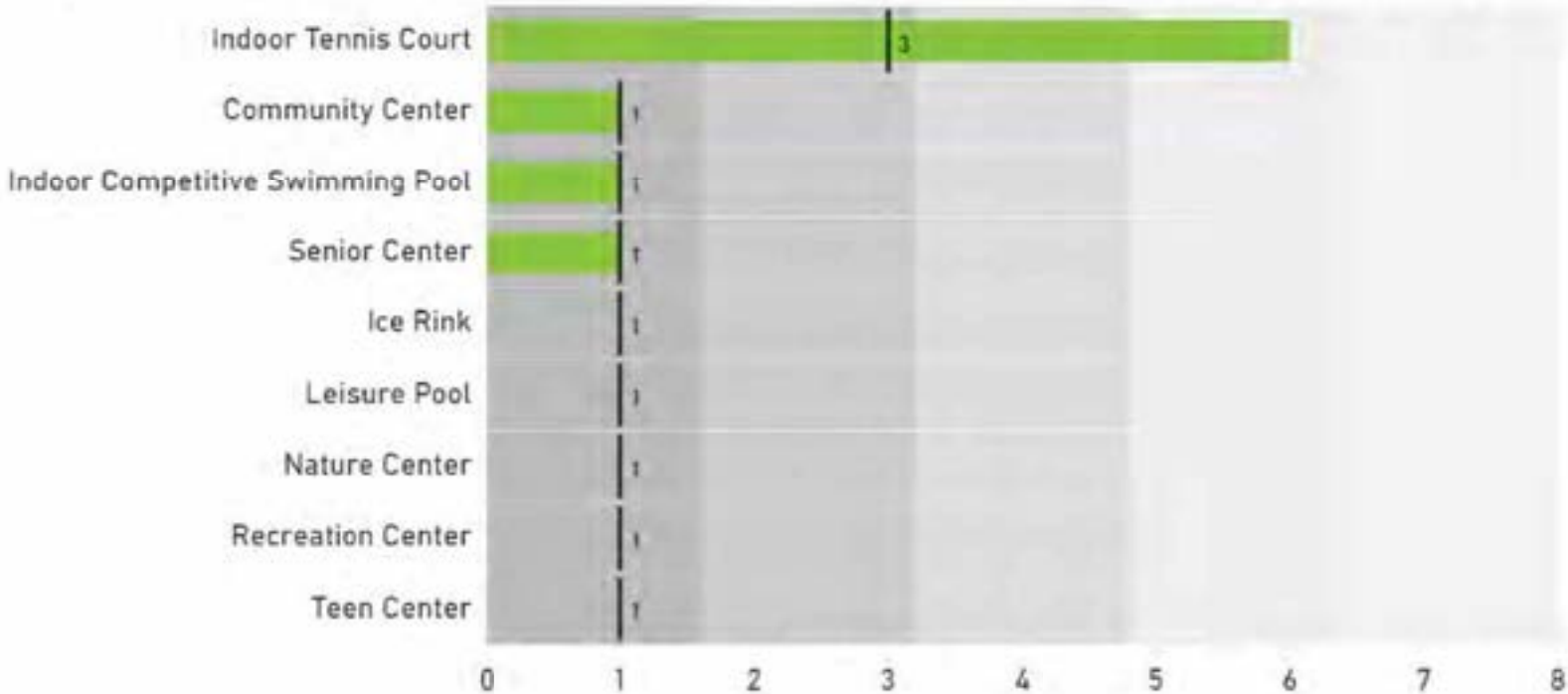


Facility Level of Service Dashboard

NRPA benchmarks do not include most the high priority items identified by the community survey (indoor track, fitness center, group exercise, and turf). However, with regards to indoor gyms/courts, the district has a surplus of indoor tennis courts. There is no national benchmark for indoor gymnasiums specifically, but this program is typically found in a Recreation Center, and the District is deficient by 1 according to national benchmarks.

Facility Benchmarks by Type

Quality



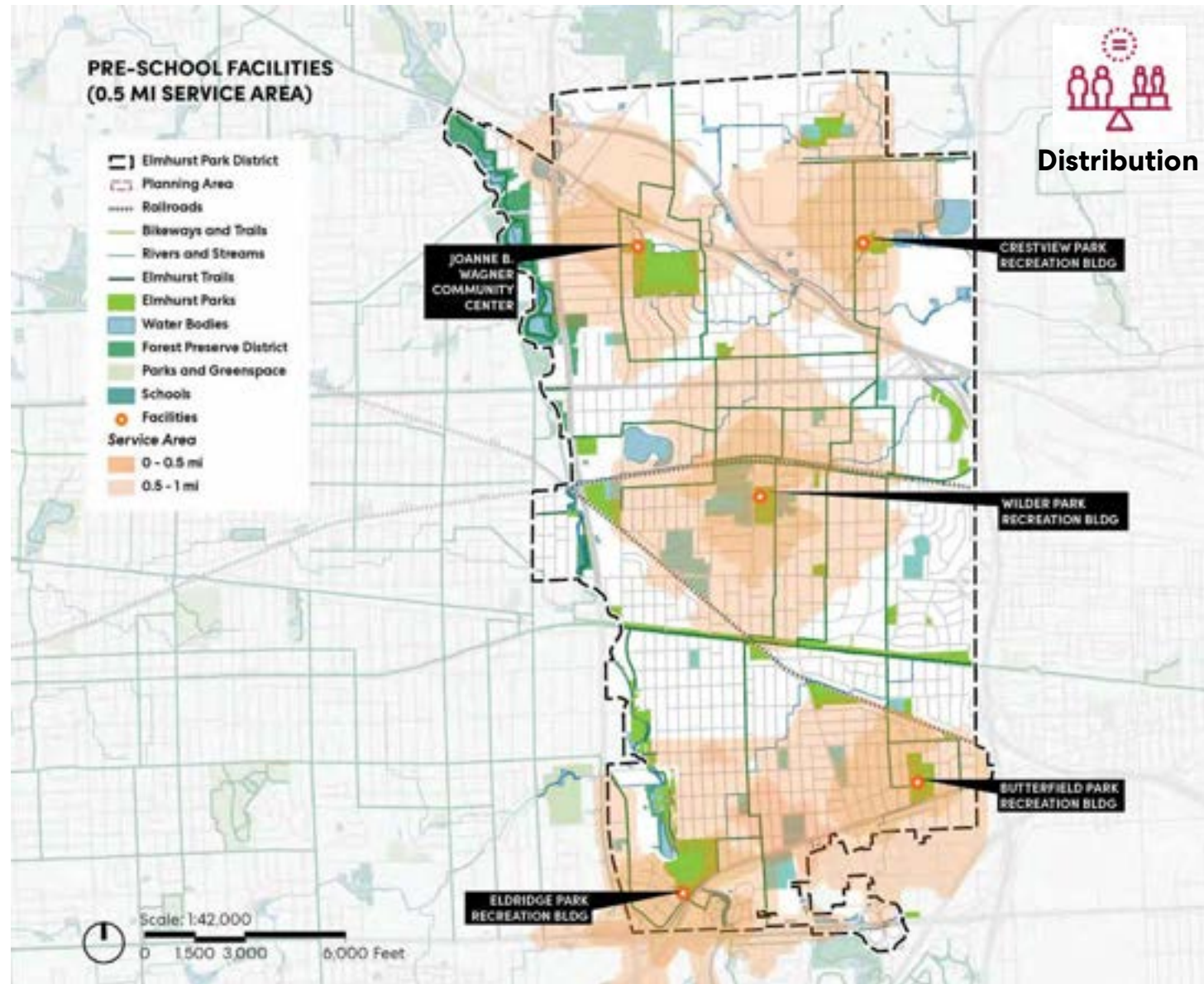
11
NRPA Benchmark

-2
Surplus/Deficit

Preschool Facility Access Service Area – 0.25 mi

Preschools are well distributed.

The Vision 2020 direction regarding preschool facilities was to rebuild/replace Eldridge after Wagner Community Center was replaced and eventually close Crestview and Wilder Recreation buildings.

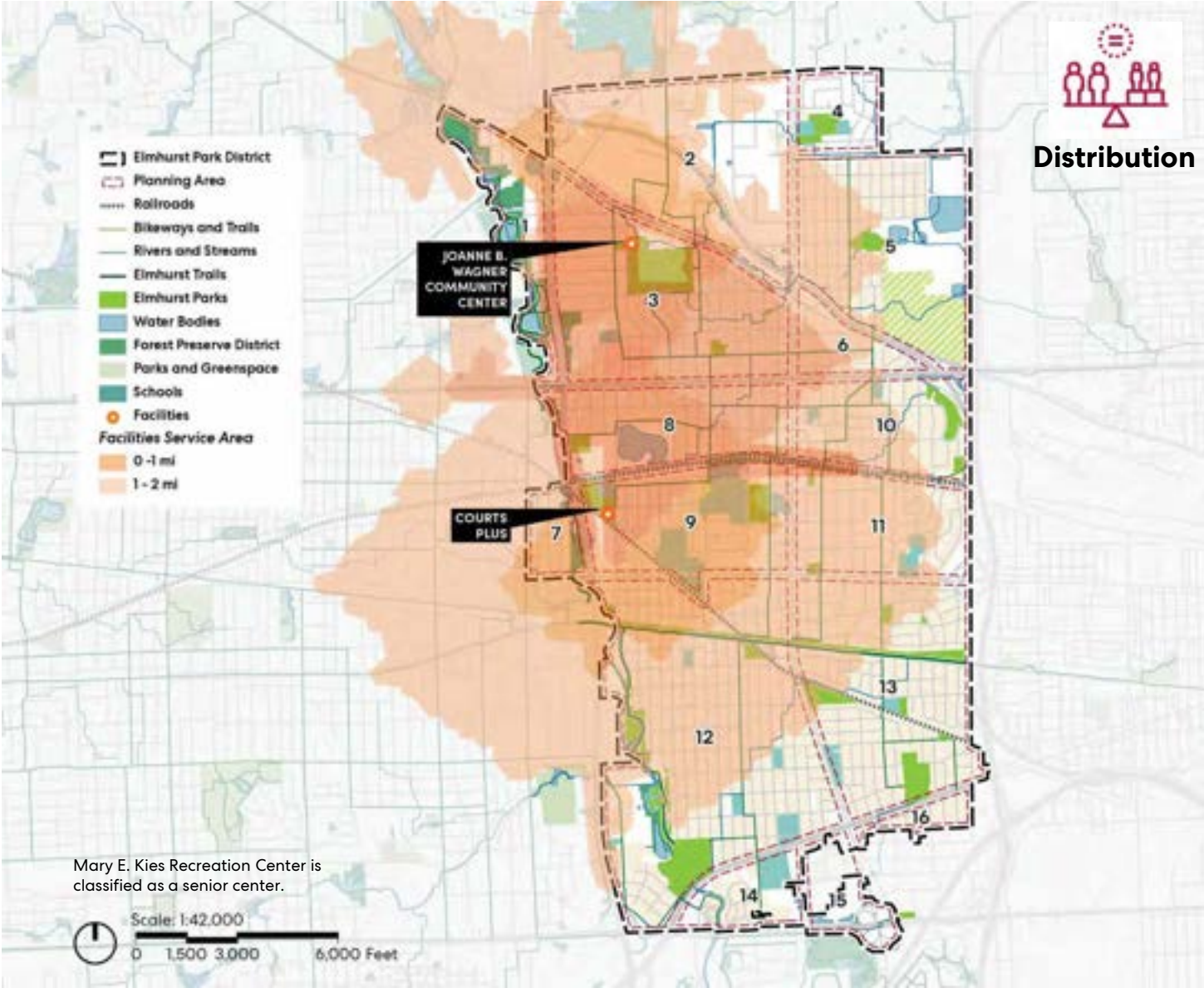


Community and Recreation Center Access
Service Area - 1 to 2 mi

Recreation and Community Centers are concentrated on the northwest side of the District.

New facilities should consider access for residents to the south.

While Mary E. Kies Recreation Center is more centrally located, its primary function is adult programming.





Investment

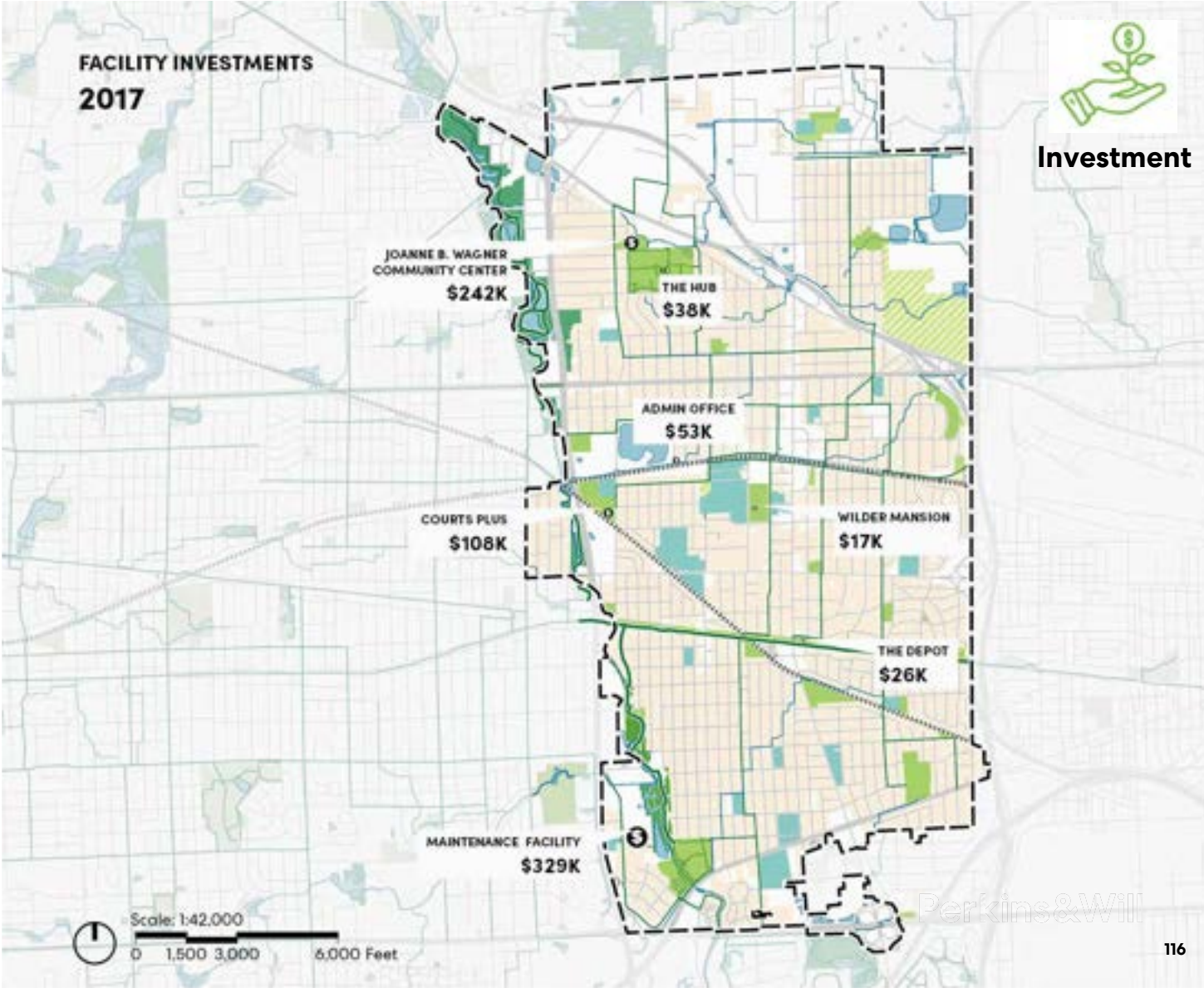
Investment Matrix

Row Labels	Sum of 2017	Sum of 2018	Sum of 2019	Sum of 2020	Sum of 2021	Sum of 2022	Sum of 2023	Sum of Total Five-Year Investment
Administrative Offices	\$ 53,990	\$ 6,435					\$ 342,490	\$ 402,915
Butterfield Park Recreation Building						\$ 14,484		\$ 14,484
Courts Plus	\$ 108,088		\$ 139,996	\$ 12,466	\$ 623,900	\$ 324,051	\$ 15,800	\$ 1,224,301
Crestview Park Recreation Building								\$ -
East End Pool Bathhouse						\$ 17,007	\$ 38,320	\$ 55,327
Eldridge Park Recreation Building								\$ -
Horticulture Facility							\$ 19,450	\$ 19,450
Joanne B. Wagner Community Center	\$ 242,319	\$ 277,360	\$ 48,845	\$ 4,800	\$ 107,430	\$ 137,117	\$ 5,500	\$ 823,371
Maintenance Facility	\$ 329,473	\$ 74,038	\$ 37,000		\$ 238,076	\$ 81,254		\$ 759,841
Mary E. Kies Recreation Center			\$ 5,503,559		\$ 252,902		\$ 7,532	\$ 5,763,993
Norman P. Smalley Bathhouse			\$ 195,000	\$ 155,332		\$ 13,285		\$ 363,617
Sugar Creek Clubhouse							\$ 41,029	\$ 41,029
Sugar Creek Golf Maintenance Building								\$ -
The Depot	\$ 26,800		\$ 11,678					\$ 38,478
The Hub at Berens Park	\$ 38,000			\$ 22,428		\$ 24,958		\$ 85,386
Wilder Mansion	\$ 17,992		\$ 19,669	\$ 21,745	\$ 1,000		\$ 26,595	\$ 87,001
Wilder Park Building								\$ -
Wilder Park Conservatory				\$ 21,169			\$ 18,756	\$ 39,925
Wilder Park Recreation Building								\$ -
Grand Total	\$ 816,662	\$ 357,833	\$ 5,955,747	\$ 237,940	\$ 1,223,308	\$ 612,156	\$ 515,472	\$ 9,719,118

Facilities Investment

The largest set of investments made since 2017 have been directed toward Courts Plus and the Mary E. Kies Recreation Center.

This aligns with the community needs identified in Vision 2020: residents listed indoor fitness facilities and an indoor gymnasium as priority needs. A new senior center was also identified as a key opportunity.



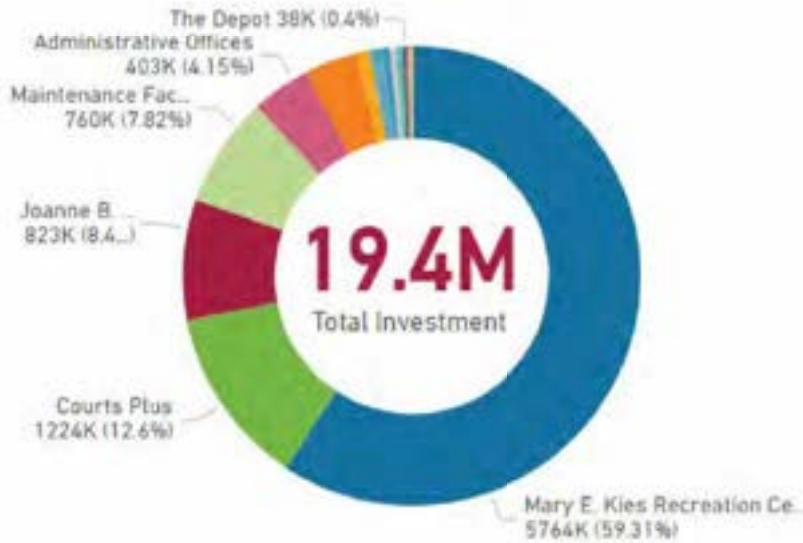
Investment



Facility Level of Service Dashboard


Administrative Offices

Total Spent by Facility



Investment

Total Spent by Year



SECTION 4

Key Takeaways

Key Takeaways

Parks and Open Spaces

- Acquisition opportunities should prioritize **Mini and Neighborhood Park–size sites**.
- Planning Areas 6, 8, and 10 are **park-acquisition priority areas**.
- Priority amenities are **restrooms, rectangular fields, pickleball courts, playgrounds, and trails**. While the District exceeds benchmarks for many of these amenities in terms of quantity, community input indicates need for further study.
- Opportunities exist to activate key underdeveloped park sites at **Crescent, Kiwanis, Sleepy Hollow, and Maple Trail Woods**.

Facilities

- Since 2017, the District addressed a key community need: **a new senior center**, centrally located and easily accessible.
- While exceeding benchmarks for square footage and the number of facilities, the **District's building spaces** do not align with community program needs.
- **Indoor sports and recreation space** remains a high priority for the community.



PROGRAM AND MEMBERSHIP ASSESSMENT

B1. Introduction

The program and membership assessment reviews the Elmhurst Park District’s (District’s) recreation program and service offerings through a series of individual analyses. BerryDunn reviewed the results of these analyses from a global perspective by assessing what the District is offering, who it is reaching, and what the community has shared. This assessment report offers detailed insight into the District’s recreation program and service offerings; helps identify strengths, weaknesses, and opportunities for future program direction; and assists with identifying program categories, programming gaps, and future program considerations.

BerryDunn reviewed various reports and data for this effort, including the District’s seasonal program guides and website; participation and financial data from RecTrac and staff; and program metric worksheets completed by staff.

Internal staff meetings and interviews also yielded beneficial insight. The integration of community engagement results with data analysis helped inform and drive program and service recommendations.










B2. Service Menu







The District provides a variety of leisure activities to help realize its mission to enrich lives while having fun. The activities take the form of programs and services, which several service format mechanisms provide. This section provides an overview of the District’s service menu.

Programs

Recreation programs refer to structured activities offered for a specific time frame. The District categorizes its recreation program menu across 15 program categories, as illustrated in Figure B1.

Figure B1: Key Program Categories

 <p>Adult Special Interest</p>	 <p>Fitness</p>	 <p>School Care</p>
 <p>Aquatics</p>	 <p>Golf</p>	 <p>Seniors</p>
 <p>Camps</p>	 <p>Gymnastics/Tumbling</p>	 <p>Sports</p>

 <p>Dance</p>	 <p>Martial Arts</p>	 <p>Theater</p>
 <p>Early Childhood</p>	 <p>Racquet Sports</p>	 <p>Youth and Teen</p>

Services

In addition to the key programs and activities, the District facilitates community leisure services, such as facility rentals, community events, memberships, and drop-in activities. Facility rental locations include a wedding/event venue (Wilder Mansion), shelters, and multipurpose rooms. Indoor recreation centers support memberships to a fitness facility (Courts Plus), and senior programs (Mary E. Kies Recreation Center [KRC]). Community members may purchase memberships to the two outdoor pools. The District also operates a conservatory.

Park amenities that support recreation activities include a skate park, basketball courts, pickleball and tennis courts, ball diamonds, mini-golf course, multipurpose fields, community gardens, pools, and spray grounds. The District is also in the process of building an off-leash dog park, with plans to open in 2024. Though not owned by the District, the Illinois Prairie Path Trail runs through the City of Elmhurst. The District maintains the grounds along areas of the path in its jurisdiction. There is also a portion of the Salt Creek Greenway Trail that is part of the District.

Service Format

The District offers recreation services in a variety of formats:

- Drop-in services: open swim, pickleball, racquet sports; massage and personal training by appointment
- Self-service: facility rentals, fitness center, mini-golf, batting cages
- Enrollment-based services: early childhood, dance, physical and mental health, before- and after-school camps, gymnastics
- Events: Community, special, and holiday events

The District also partners with other entities to help support the community, including School District 205, Gateway Special Recreation Association, Elmhurst Art Museum, Elmhurst Garden Club, and Crestview Garden Club. Some of the District’s affiliate groups include local sports organizations (football, cheerleading, baseball, softball, soccer, etc.), Access Sports, Elmhurst Bike Blub, GreenMan Theater, and Spirito Singers.












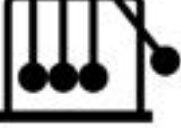







Although some programs are free, most require a financial contribution. Supported by the Elmhurst Parks Foundation, the District offers a financial assistance program to qualified participants.



























Program Inventory

One area of focus of a recreation assessment is to compare program offerings to other park and recreation agencies across the nation. Though no two agencies or districts are alike, this comparison helps identify any service gaps.

Figure B2 illustrates program categories most commonly found at agencies throughout the country. In matching the District’s inventory against this list, 75% of programs are represented. For benchmarking purposes, comparison agencies typically average 65.9%, which is slightly lower than the District. The programs highlighted in gray in Figure 2 represent those not currently offered by the District.

Figure B2: Program Inventory Comparison

 Active Adult	 Early Childhood	 Lifelong Learning	 Sports
 Aquatics	 Environmental/ Nature	 Martial Arts	 Summer Camp (Daylong)
 Arts	 Extreme Sports	 Music	 STEM/ STEAM
 Before/After School	 Fitness	 Open Gym	 Sustainability/ Green
 Biking	 General Interest	 Outdoor Adventure	 Teen

 Birthday Party Services	 Golf	 Pets	 Tennis
 Cheer	 Gymnastics/Tumbling	 Pickleball	 Theater/Acting
 Child Care	 Historical Programs	 Preschool	 Therapeutic Recreation
 Cooking	 Homeschool	 Running/Walking	 Trips
 Dance	 Horseback Riding	 Seniors	 Wellness
 Day/School Break Camps	 Ice Skating/Hockey	 Special/Community Events	
 E-sports	 Language Arts	 Specialty Camps	

B PROGRAM AND MEMBERSHIP ASSESSMENT

When reviewing the inventory, it is important to note that:

- The District has a partnership with Oakbrook Terrace Lakeview Nature Center for nature programs.
- Cheerleading is offered by two user groups, not by the District.
- Birthday party services and a climbing wall were offered prior to the pandemic; because they were not identified as a core service, they were eliminated.
- The District offered an online e-sports league on a limited basis during spring 2020.
- The District will offer pet programming after opening the dog park in 2024 and cooking

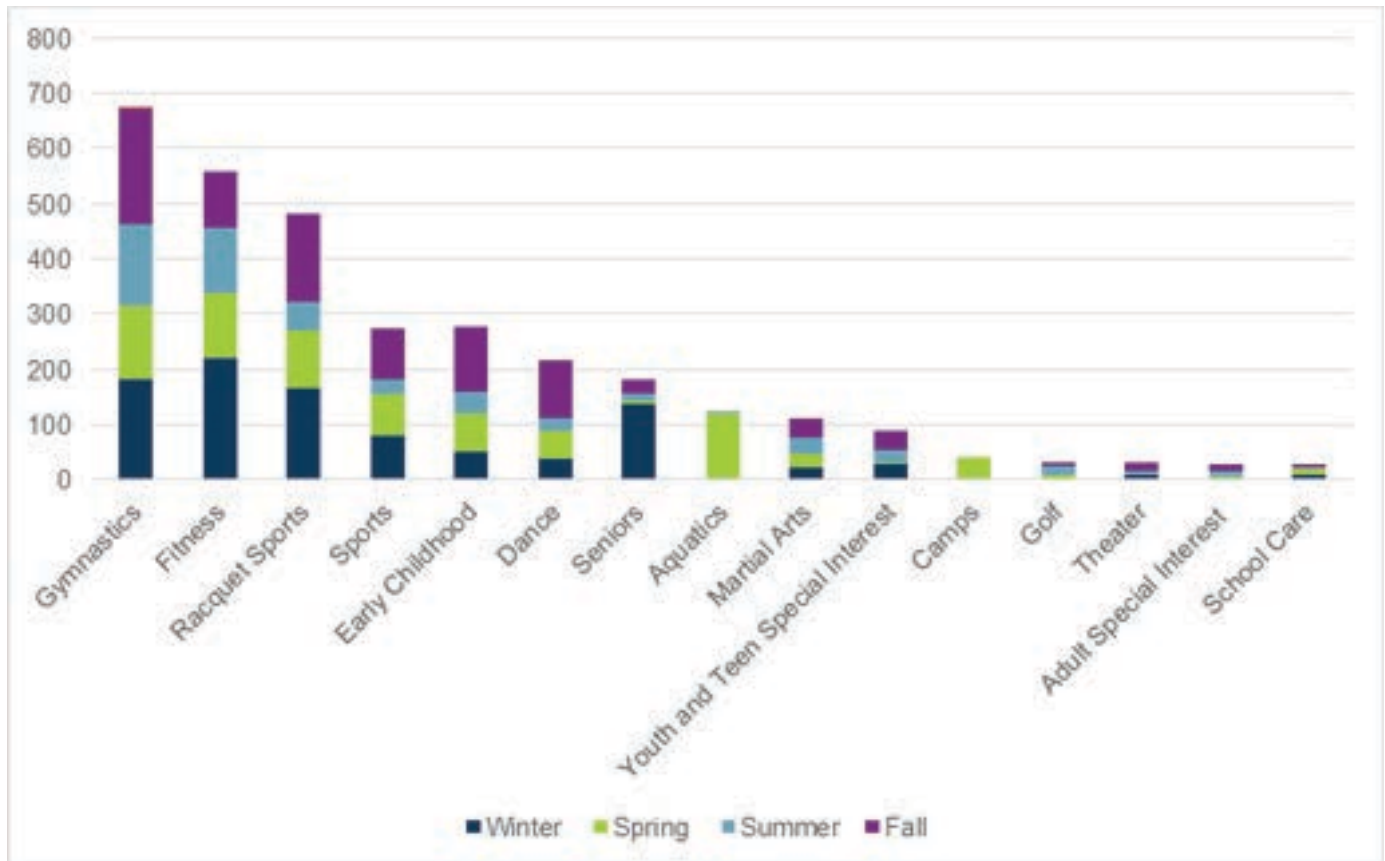
programs after upgrading the Kies Recreation Center kitchen in 2024.

The program categories highlighted in gray represent opportunities for program menu expansion if aligned with community needs. For example, nature programming is provided via partnership; therefore, program expansion in this area would only be prudent if unmet needs were identified.

Program Distribution

Understanding how the District’s enrollment-based program menu is distributed across the core program areas helps identify the extent of programming within each area to the whole. The District actively and regularly tracks, analyzes, and reports programming trends to the Park Board. Figure B3 illustrates total programs offered in 2022 by program area and season.

Figure B3: Total Programs Offered in 2022, by Category and Season

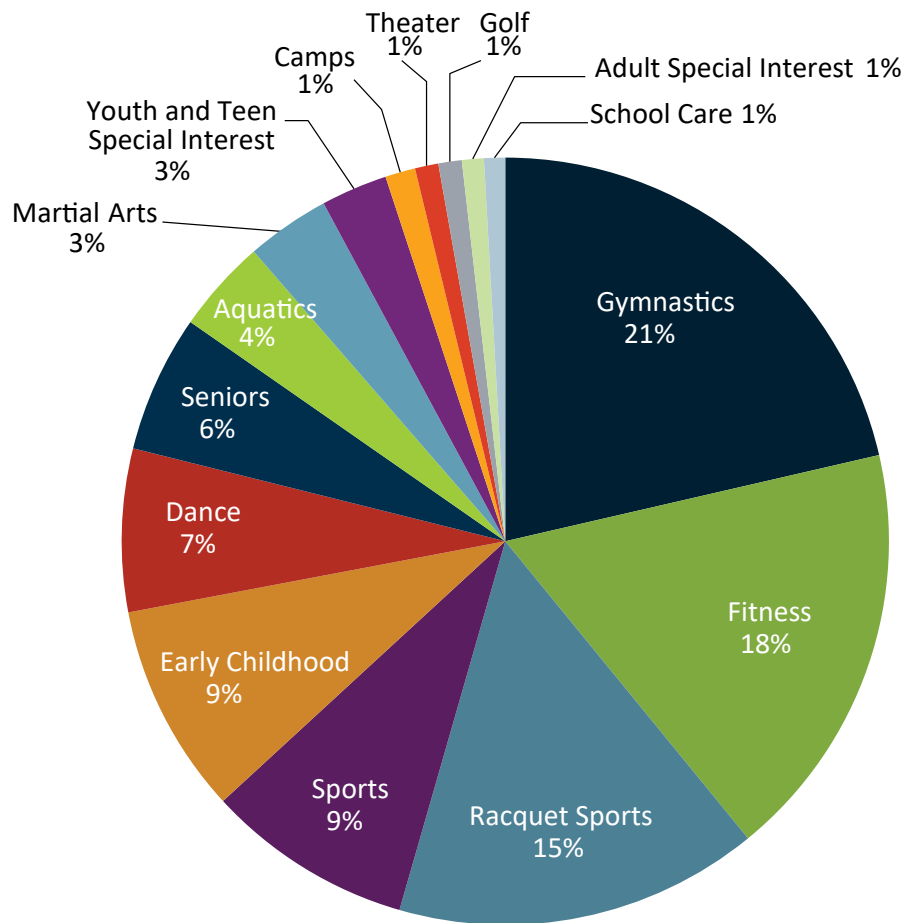


The winter season represented the greatest number of program offerings (946), with the fall season having slightly fewer programs (919). Gymnastics offered the largest quantity of programs (655), with fitness following closely with 557. Conversely, the areas with the lowest program offerings were school care (23) and adult special interest and trips, such as garden plots, painting, and holistic wellness (29). School care is deceptively low due to the registration process, with one registration representing the entire school year. In addition, the District is limited by

schools' space constraints and, therefore, cannot offer additional programming.

Figure B4 illustrates the percentage breakdown of offerings across key program categories. Gymnastics, fitness, and racquet sports comprised a majority of programming (54%). When analyzing program distribution, it is important to consider the findings with other analysis components and performance factors, such as participation levels and fiscal performance, for a more complete understanding of reach and program execution effort.

Figure B4: 2022 Enrollment-Based Program Distribution



Age Segmentation

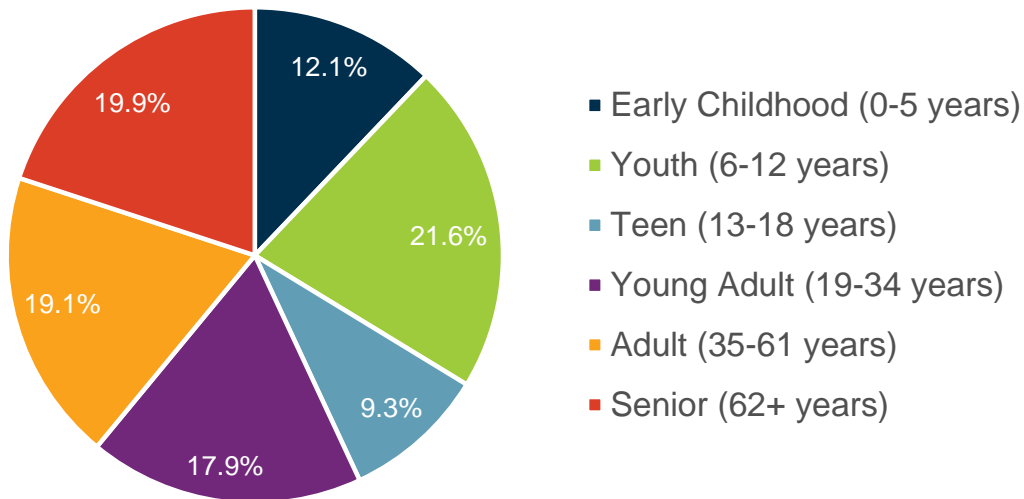
The age segment analysis reviews the distribution of program offerings according to age segments serviced. For the purposes of this assessment, BerryDunn delineated age categories according to the following structure:

- Early Childhood, 0 – 5 years
- Youth, 6 – 12 years
- Teen, 13 – 18 years
- Young Adult, 19 – 34 years
- Adult, 35 – 61 years

- Senior (62+ years)

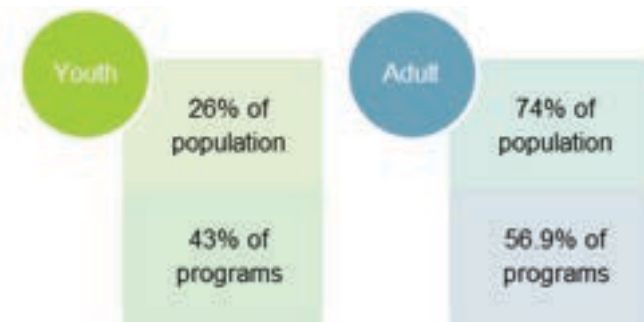
BerryDunn tallied the number of registration-based program opportunities geared toward particular age groups in 2022. If a program section spanned clearly across two age categories (e.g., ages 8 – 14 years), BerryDunn counted that section once in the youth category and once in the teen category. Figure B5 displays the District's 2022 program menu's percentage of registration-based programs offered according to each age segment.

Figure B5: Program Menu Age Segmentation, 2022



The District's program menu by age is fairly balanced, with four age groups hovering right around 20% of programming. Youth programming has the largest percentage at 21.6% followed closely by seniors at 19.9%. Teen programming is a bit lower at 9.3%, followed by early childhood at just over 12%. Of all the age-specific programming, 43% of programs are designed for youth and 56.9% are designed for adults 18 years of age and older.

The age segmentation analysis is one helpful method to review District programming in relation to community demographics. Demographic data can help demonstrate how programming efforts align with the makeup of the community. The adjacent comparison of the community's population and enrollment-based program offerings in Figure B6 demonstrates two key age segments' relationship between the population percentage and percentage of programs offered.

Figure B6: Population vs. Program Menu

Most (56.9%) of the District’s enrollment-based programs are designed for adults, while the adult age segment represents 74% of the community’s population. Youth, ages 0 – 19 years, make up 26% of the population, while 43% of enrollment-based programs are designed for this age segment. The District has a unique program mix, as most park and recreation agencies across the country offer a much higher percentage of youth programming (often between 60% and 75%) despite the youth population typically being significantly smaller. The program menu’s age segmentation does not need to mirror the community’s age demographic segmentation exactly; however, an ongoing goal can be to balance the menu to reflect the community makeup. The District is well on its way toward this goal.

Membership Types

The District offers residents several membership options for Courts Plus fitness opportunities, outdoor swimming at East End and Norman P. Smalley Pools, and senior programs at the KRC.

Courts Plus Memberships

There are annual membership options for individuals and households for four age groups: youth, young adults, adults, and seniors. All of these annual memberships require a joiner’s fee. Additionally, the District offers 30-day and holiday memberships (for students ages 18 – 22).

Outdoor Pool Memberships

For outdoor pool usage, the District sells summer passes and punch cards (10 or 20 swims). There are two pool pass rates—pre-season and regular season—and the prices are set for residents and non-residents. Pool passes allow entry to both outdoor pools and access one hour before the general public on a daily basis.

The punch cards are good for one outdoor pool season only. In addition to the resident rate, there is a senior resident rate for those 62 years and older.

Mary E. Kies Recreation Center (KRC) Memberships

For those residents 62 years and older, memberships are available to the KRC. There is a resident rate and a non-resident rate, and membership provides:

- Free monthly bingo participation
- The Centennial Connection newsletter mailed to the resident’s home
- Phone registration for KRC programs
- Discounted pricing on monthly luncheon fees

Events

The District provides a number of community and special events annually. Historically, various staff—across the special use facility, recreation, and marketing departments—have managed event planning but without much consistency. However, the District has worked to create some consistency by having the marketing department oversee free events and special use facility and recreation staff manage fee- and registration-based events.

B**PROGRAM AND MEMBERSHIP ASSESSMENT**

The free community events attracted nearly 22,000 attendees in 2022 and included:

- Adventure Day
- Bags, Brew & BBQ
- Movies in the Park
- Concerts in the Park
- Park Palooza
- Family Fall Fest
- Touch a Truck
- Tree Lighting

The events currently planned by the marketing, special use facility, and recreation staff that require a fee and pre-registration attracted more than 2,200 people in 2022 and included:

- Easter Egg Hunt
- Spring and Fall Family Photos at Wilder Conservatory and Mansion
- Holiday Family Photo Sessions at Wilder Mansion

- Get Grinched
- Candy Cane Hunt
- Santa at Wilder Mansion

Rentals

The District generates rental revenue at a number of indoor and outdoor locations including:

- Parks: athletic field use fees (e.g., affiliate group use of ball diamonds, football, and soccer fields, etc.), picnic shelters, special use rentals, athletic field lights use fees
- Courts Plus: room rentals, court time, and court rentals
- Room rentals: Wilder Mansion, The Hub, and Sugar Creek Golf Course
- Weddings (outdoors): Wilder Park
- Outdoor pool rentals: East End Pool and Norman P. Smalley Pool

Most rentals can be arranged online on the District's website.

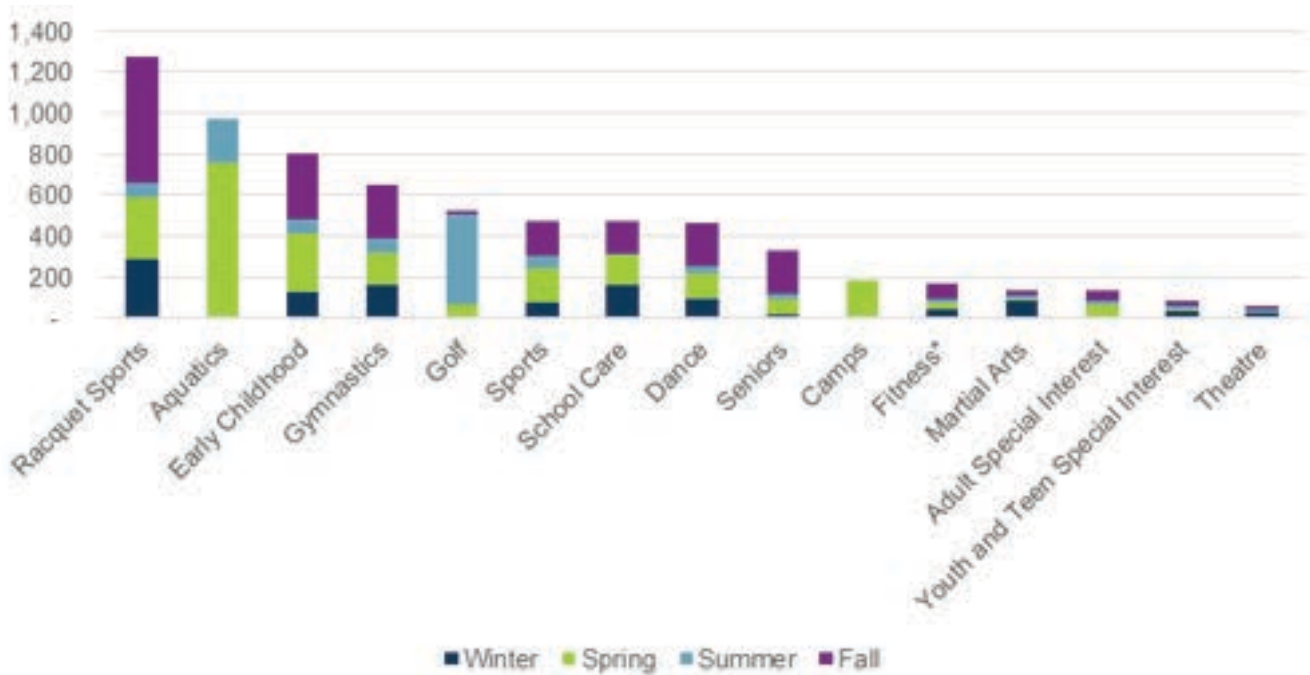
B3. Program and Membership Performance

In addition to assessing the menu of programs offered, it is helpful to gauge program performance. The extent of program performance can be measured by participation, financial performance, and the life cycle analysis.

Program Enrollment

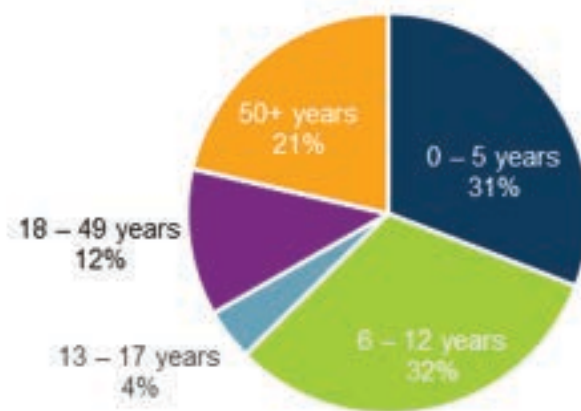
Total enrollment into the District’s programs was 7,919 participants in 2022. Racquet sports had the highest enrollment with 1,275 participants, followed by aquatics with 971 and early childhood at 799. Figure B7 depicts enrollment by both program category and season in 2022.

Figure B7: 2022 Enrollment by Category and Season



*Note: data does not include drop-in programs

Figure B8: 2022 Unique Enrollments by Age



B PROGRAM AND MEMBERSHIP ASSESSMENT

In Figure B8, when reviewing enrollments by age, approximately 63% of the District’s participants fall into the age range of 0 – 12 years old. Approximately one-fifth (21%) of enrollments

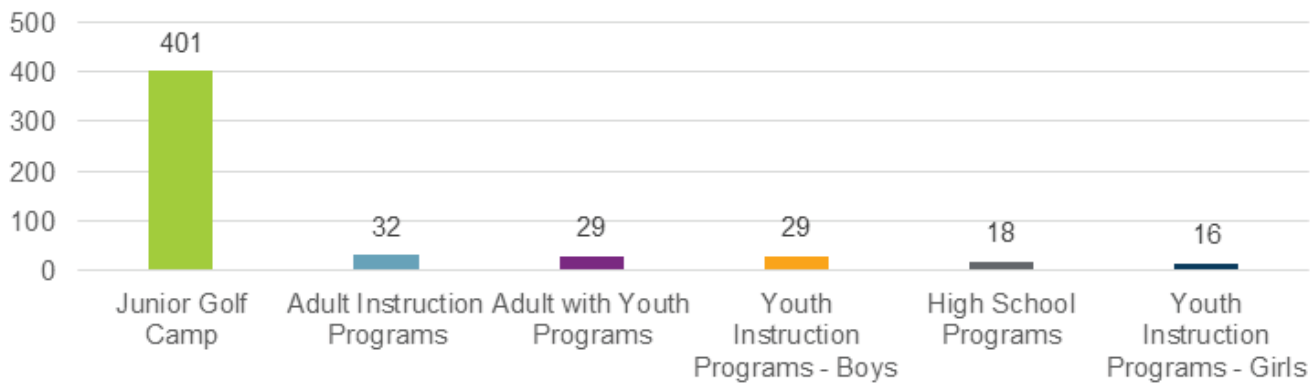
were by participants 50+ years. Like agencies across the nation, enrollment drastically drops for 13 – 17-year-olds (4%) and the 18 – 49-year-old population (12%).

Golf Participation

The District co-owns the Sugar Creek Golf Course with the Village of Villa Park. This nine-hole, par-32 course, open dawn to dusk during the warm months, includes a 25-station driving range and a club house with room rental space. During 2022, a total of 24,753 golf rounds were played, and 9,940 driving range baskets were sold. Golf instruction includes options for all ages. For youth, there are instructional classes, a junior golf

camp, and a high school golf program. For adults, there are two types of classes: basic golf swing techniques and short game fundamentals (along with an adult/child class). Private lessons are also available for all ages. The junior golf program was the most popular in 2022, with 401 children aged 6 – 13 enrolled. Total golf program participation is illustrated in Figure B9.

Figure B9: 2022 Golf Program Participation



Drop-In Participation

As illustrated in Figure B10, the District offers many opportunities for drop-in recreational activities. These options, which accounted for more than 283,700 touchpoints in 2022, do not require pre-registration but do require a fee:

- Fitness opportunities at Courts Plus: fitness center usage, group fitness center classes, and drop-in racquet sports (racquetball, pickleball, and tennis). Massage and personal training are available by appointment.
- Activities at the Hub: batting cages, mini-golf course, spray ground usage.
- Sugar Creek Golf Course: golf and driving range activities.
- Wagner Community Center: gymnastics open gym.
- Outdoor pools: swimming.
- KRC: various drop-in activities for active adults.

Figure B10: 2022 Touchpoints



Membership Participation

The 3,636 Courts Plus members used the facility 180,145 times in 2022. Fitness members participated in group exercise classes 29,298 times, with an average of 13 members per class. Outdoor pool passes and punch passes were purchased by 5,175 participants. Centennial memberships (associated with KRC) were purchased by 166 participants.

Waitlists

When staff members add program codes in the registration software, they must enter a maximum number of participants allowed to register. When more participant interest is generated than spots available, a waitlist can be formed. Typically, the goal of recreation staff is to enroll as many

participants off the waitlist as possible—to enroll known participants who are waiting (and willing) to pay. In many cases, space can be created in programs by increasing the number of instructors or the number of sections of that program.

The District's registration software data indicated 5,610 people remained on a waitlist in 2022. Of that total, 1,690 were waitlisted for gymnastics and 1,117 were waitlisted for racquet sports. It is typical for courses to have a few participants remaining on a waitlist at the end of a season. It is atypical, however, for a District to have over a thousand people waiting to get into a program area. When discussed with staff, they indicated that the primary reason for such high waitlists is lack of facility space to accommodate the demand.

B

PROGRAM AND MEMBERSHIP ASSESSMENT

SPORTS	RACQUET SPORTS	GYMNASTICS
<ul style="list-style-type: none"> • 635 on waitlist • 82.3% needs met 	<ul style="list-style-type: none"> • 1,117 on waitlist • 78.8% needs met 	<ul style="list-style-type: none"> • 1,690 on waitlist • 73.1% needs met

In 2023, staff took action to try and reduce the number of waitlist participants and were successful in some areas. For example, after the first day of registration, camps had 595 waitlisted participants; by the end of the program, there were 229. This success was not possible for programs restricted by indoor space limitations, such as gymnastics and racquet sports. While staff have demonstrated effort and initiative to accommodate the demand, in many cases they have reached a capacity limit that is out of their control. For example, while School District 205 generously partners with the District to provide before- and after-school care space (Rec Station), there is a limit to the program’s space allotment.

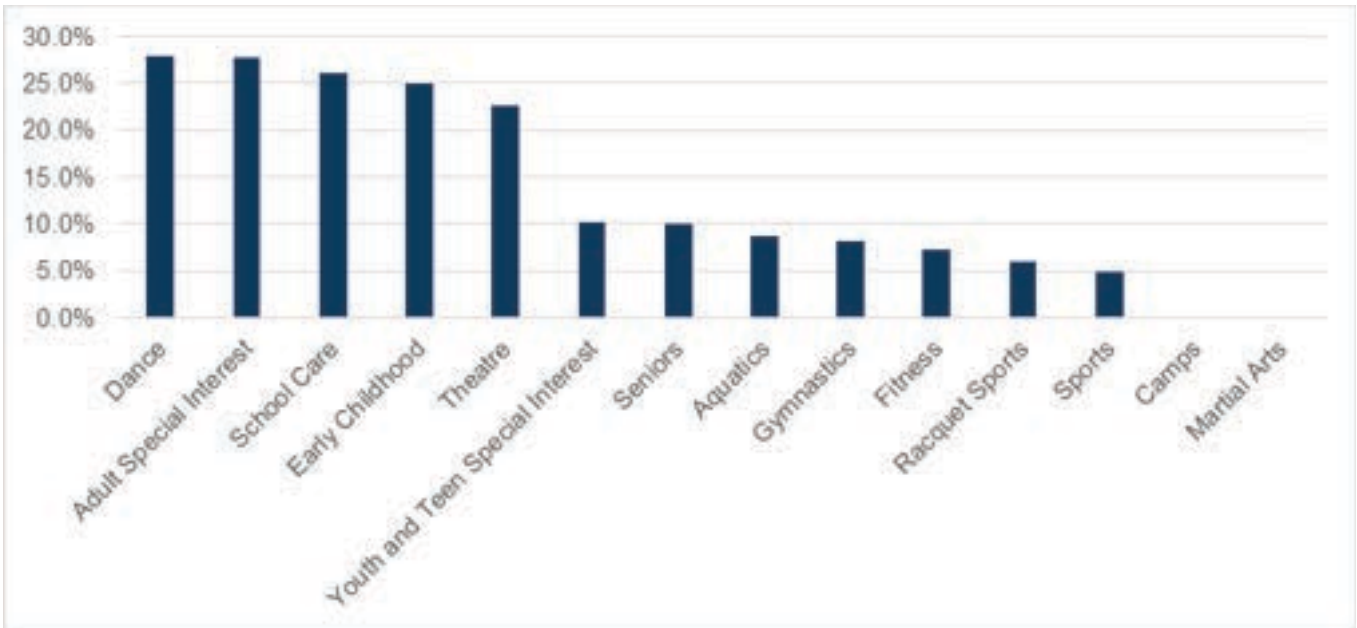
Cancellation Rates

The difference between the number of courses offered and the number of courses held results in the cancellation rate. A higher rate will generally indicate one of two things: either 1) the programming team has been charged with trying new, innovative programs that have not been successful yet, or 2) the programs being offered simply are not meeting the needs of the

community. The first scenario requires patience and perseverance to allow time for exploration and to push communication efforts. The second scenario requires research to understand what factors contributed to the program cancellations (e.g., instructor performance, child aged out, or other barriers such as time, day, or transportation). Typically, the target range of a “desirable” cancellation rate is between 10% – 20%, with 12% – 15% being most ideal. Any rate higher than 20% indicates staff are doing a significant amount of work preparing for and marketing courses that do not run.

The District puts a more positive spin on the concept of cancellation rates, labeling the concept as “success rates.” The District strives to achieve an 85% success rate and tracks its success twice per year. In 2022, programming staff experimented a little more than typical; for example, evening and Saturday morning classes were offered but did not all run, which led to a 24.9% cancellation—or 75.1% success—rate. Figure B11 depicts the number of programs offered compared to the number of programs that actually ran (i.e., cancellation rate) in 2022.

Figure B11: 2022 Cancellation Rates by Category

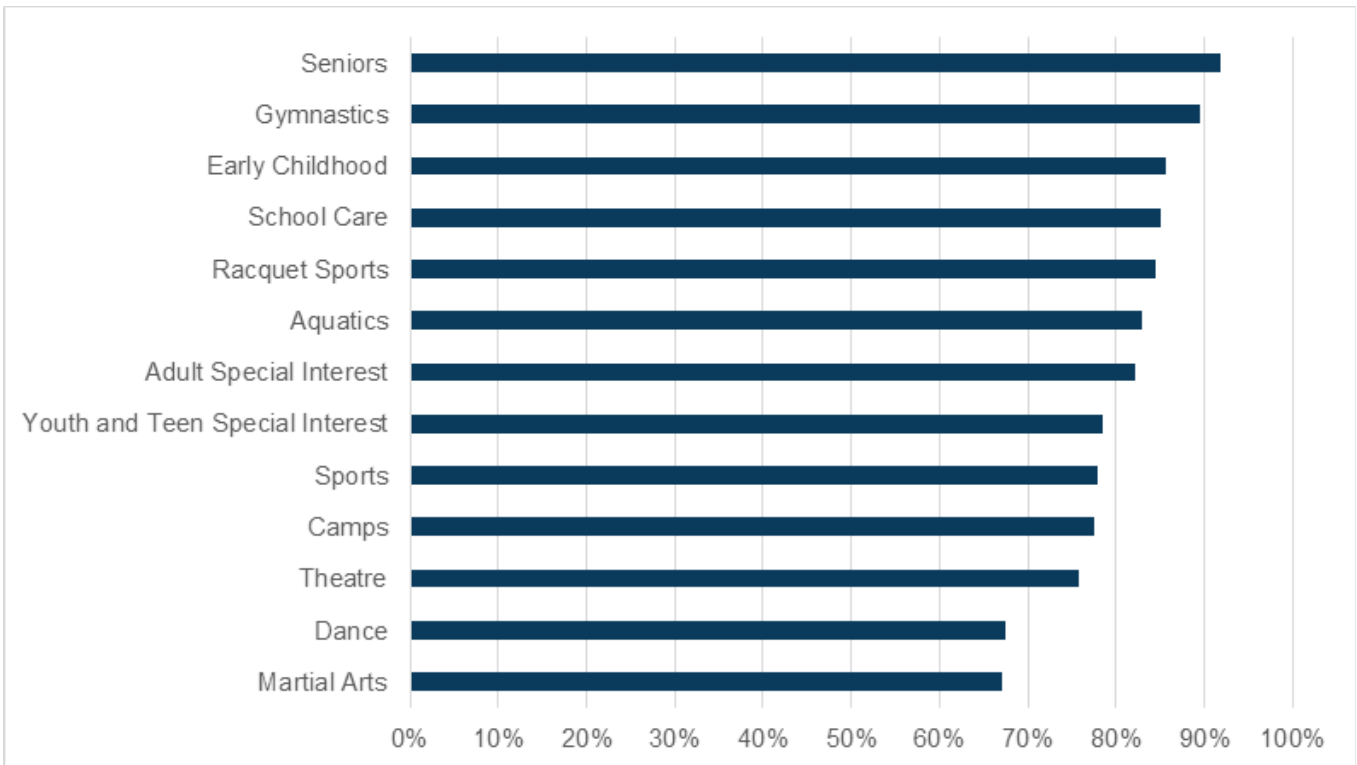


Fill Rates

The fill rate measures the extent to which the number of spaces in a course are filled by participants. For example, if 10 spots are available

in a course, and five participants register, that course has a 50% fill rate. Figure B12 used each course’s fill rate to calculate an average fill rate by program category in 2022.

Figure B12: Average Fill Rate, 2022



B PROGRAM AND MEMBERSHIP ASSESSMENT

Seven program categories achieved a fill rate of more than 80%. This indicates that programs that are offered, and run, are consistently seeing high registration levels; it also indicates staff are using the registration software’s space management

features appropriately. The fill rate measure should not be used independently to assess program performance; rather, it should be used in conjunction with measures like cancellation rates and enrollment trend tracking.

Participant Reach

To help depict the geographic reach of the District’s programs, the consulting team used geographic information systems (GIS) to create the a series of heat maps that depict 2022 participant households. Four key types of heat maps were created: total participants, Courts Plus members, pool members, and preschool participants.

The participant reach heat maps (Figures B13a, B13b, and B13c) represent unique participants, meaning the participant’s household location was recorded only once, regardless of the number of programs that person participated in throughout 2022. The yellow color represents the highest concentration of participant households, whereas blue is the lowest concentration. Blue circles in areas of high population density might be an opportunity to target new participants.

Figure B13a: Participant Reach Heat Map – Region

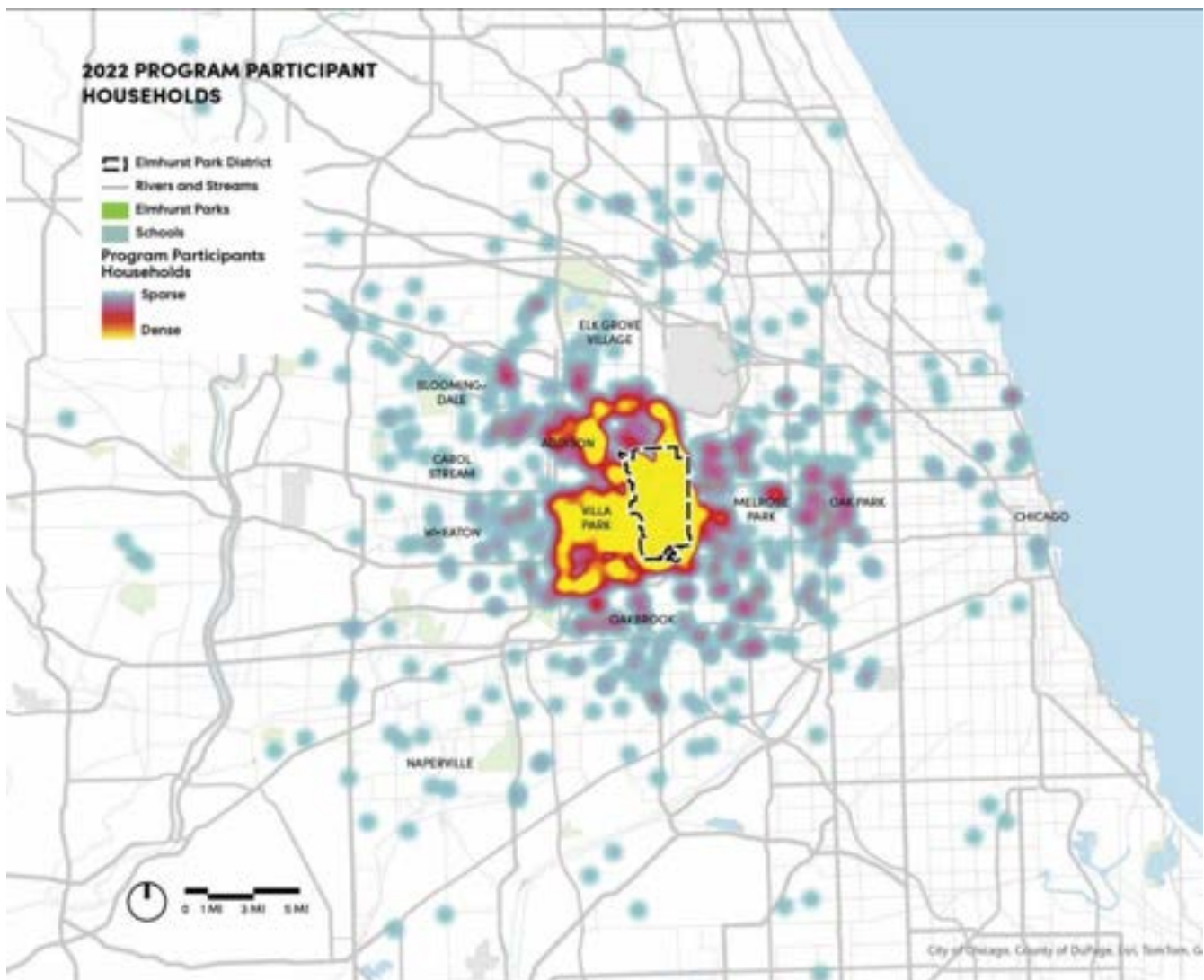


Figure B13b: Participant Reach Heat Map – Local Area

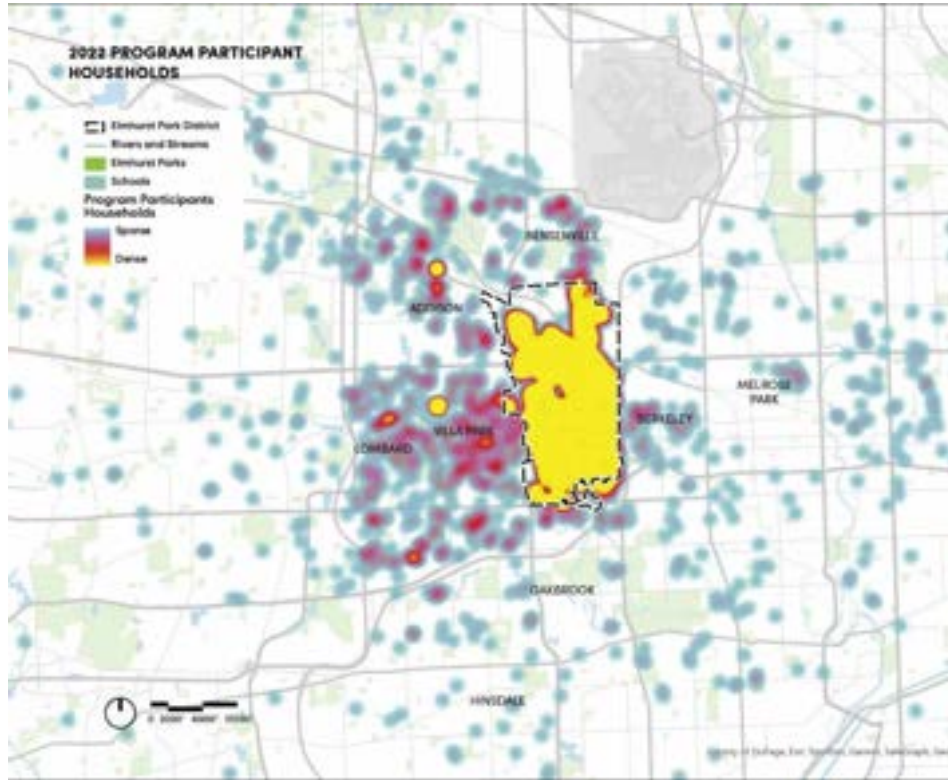


Figure B13c: Participant Reach Heat Map – District Only

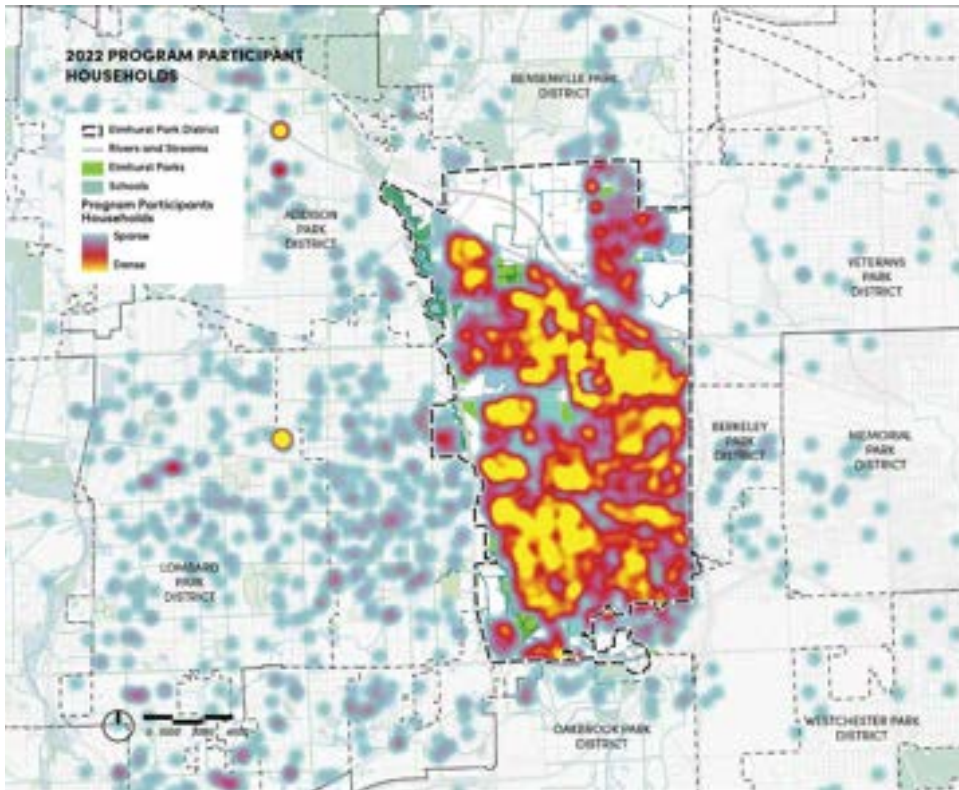
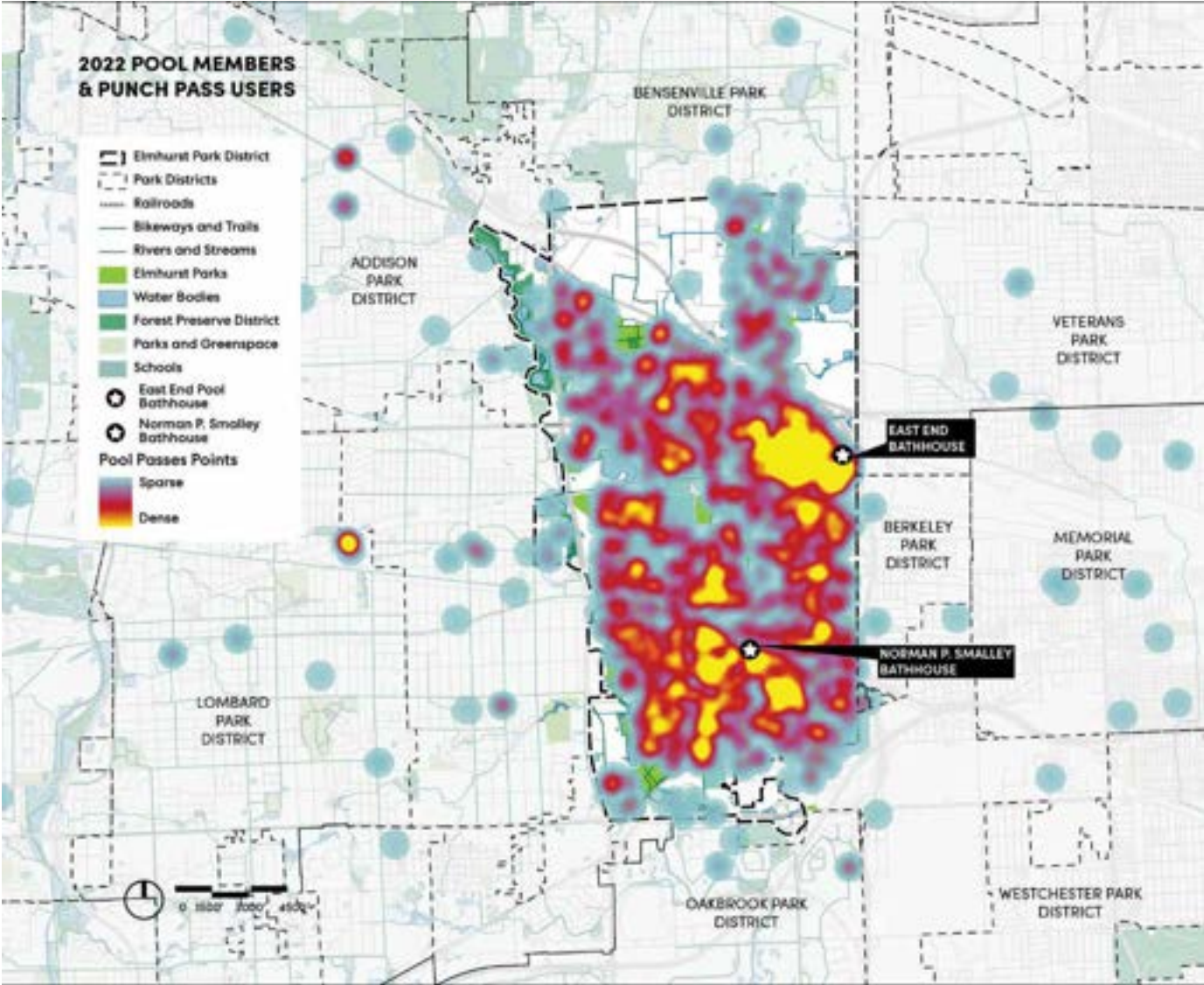


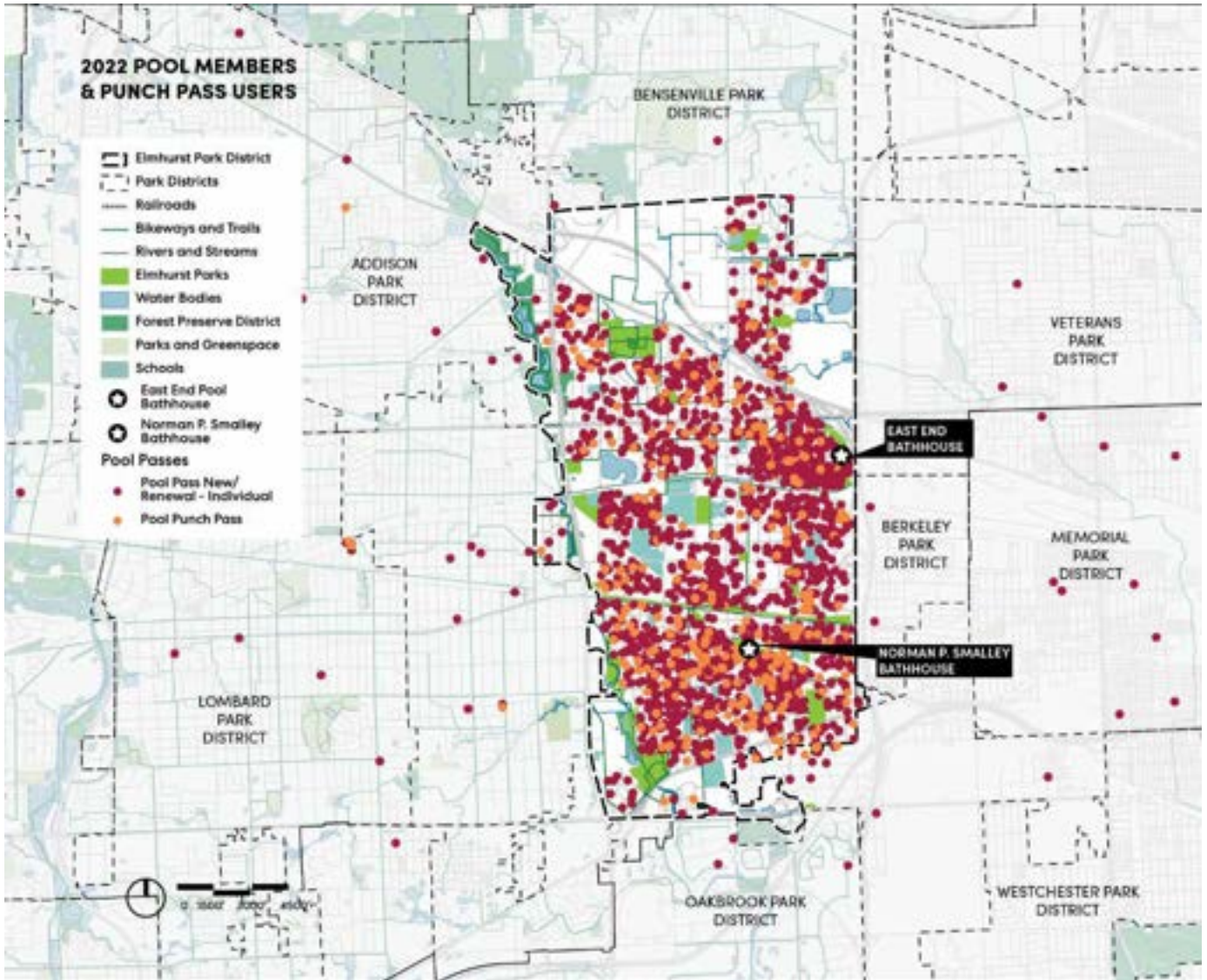
Figure B14a: Pool Members and Punch Pass Users Heat Map



District staff were interested to learn more about specific participant groups, including fitness members, pool members, and preschool

participants. The following maps (Figures B14a, B14b, B15a, B15b, and B16) help illustrate where these three participant types reside.

Figure B14b: Pool Members and Punch Pass Users Location Map



Pool members and punch pass users generally reside within the District boundaries, with the largest concentration surrounding the East End facility (Figures 14a and 14b). Conversely, Courts

Plus members draw more nonresidents (Figures 15a and 15b). Many Courts Plus members reside in the Village of Villa Park and on the east side of the Lombard Park District.

Figure 15a: Courts Plus Heat Map

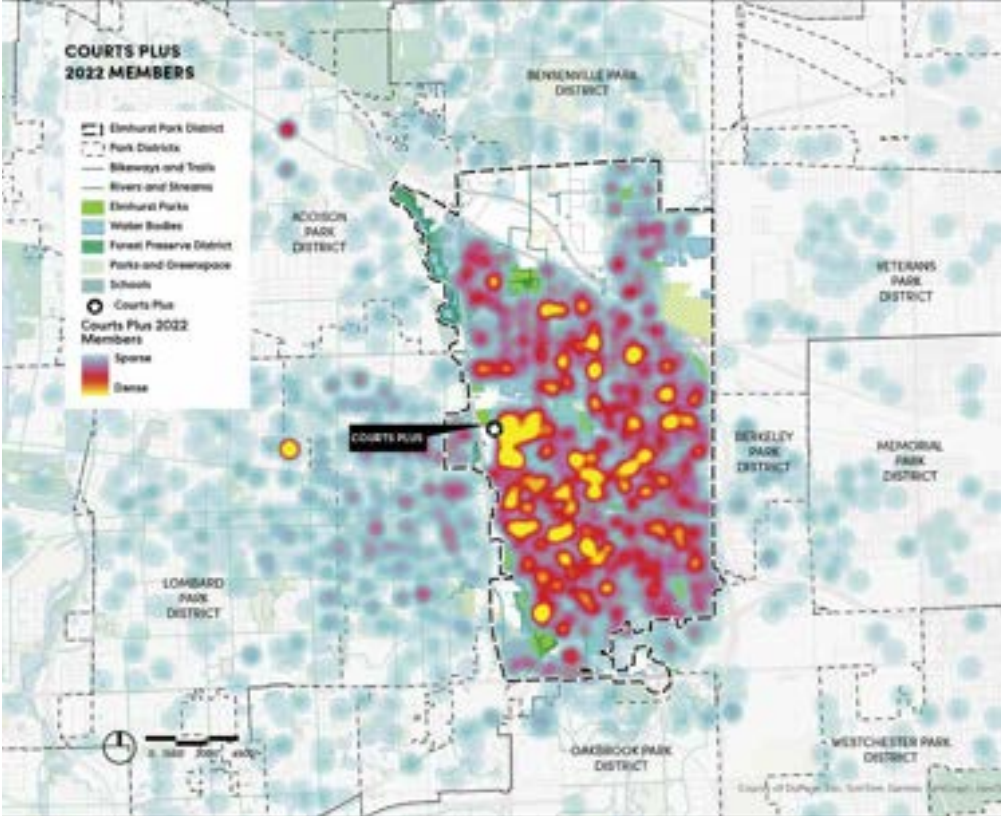
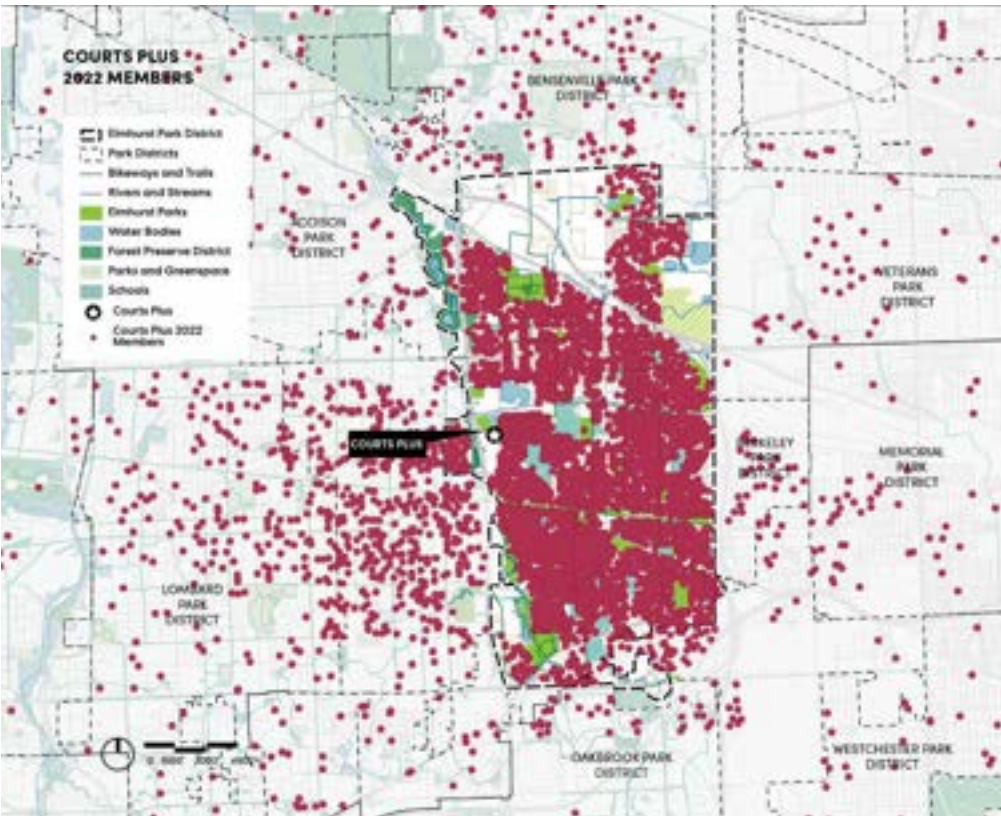


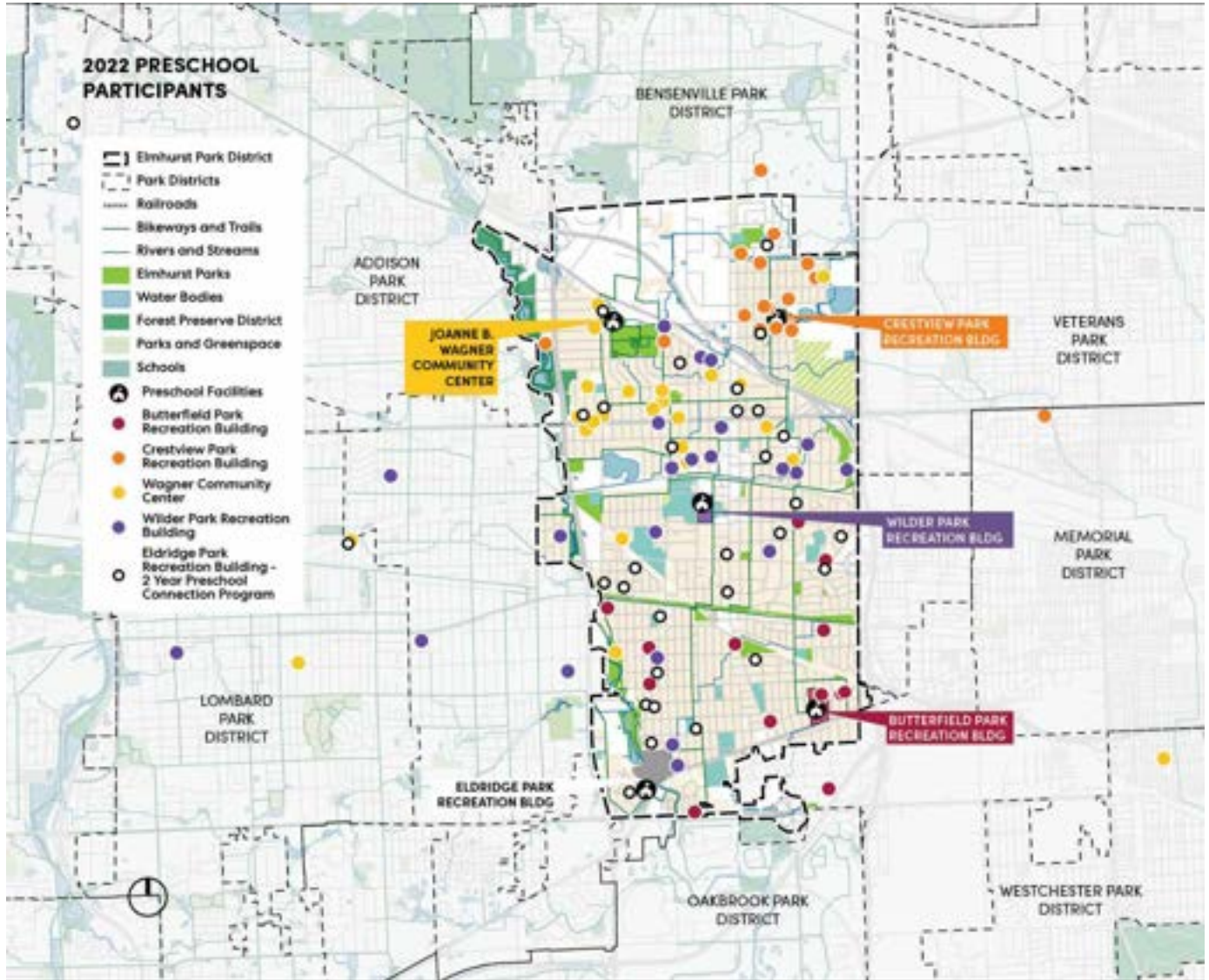
Figure 15b: Courts Plus Users Map



The Butterfield, Crestview, and Wagner 3- and 4-year-old preschool locations tend to draw from nearby neighborhoods, while the Wilder location tends to draw from residents District-wide.

As the only 2-year-old preschool program, the Eldridge location also has a District-wide draw (see Figure B16).

Figure B16: Preschool Participant Household Map



Financial Assistance Program

The District offers a financial assistance program to make programs and Courts Plus membership available to all District residents, regardless of economic situation. Financial assistance is based on need and availability of funds; there are five from which options to choose:

- \$150 per person per season for recreation and Courts Plus programs/outdoor pool passes
- 50% discount for Sunbeams & Rainbows/ Kindergarten Kapers annual registration
- 50% discount for Rec Station annual registration

B PROGRAM AND MEMBERSHIP ASSESSMENT

- 50% discount for Funseekers Day Camp full summer registration
- 50% off Courts Plus annual memberships (can be combined with one of the first four)

Forms of assistance include payment plans, partial assistance, or full assistance; most program types are eligible. Programs and services excluded from the financial assistance program include massage, personal training, private tennis lessons, court time, merchandise, and contractual programs such as Lakeview Natural Center programs and trips.

Residents with financial need apply annually for programs and services. The District uses income criteria from the U.S. Department of Agriculture for pre-tax income level or extenuating circumstances such as participation in public aid, food stamps, school lunch, or subsidized

housing. The Elmhurst Parks Foundation and local nonprofits have supported the financial assistance program.

Life Cycle Analysis

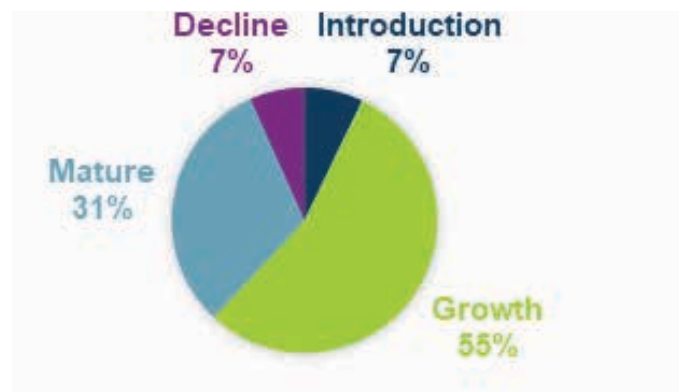
The program and membership assessment included a life cycle analysis of programs selected for review. This type of assessment helps to determine if District staff need to develop new and more innovative programs, reposition programs in the decline stage, or continue with the current balance of life cycle stages. BerryDunn based this assessment on staff members' opinions of how their key programs were categorized according to four life cycle stages: introduction, growth, mature, and decline. Table B1 outlines the description of those life cycle stages and the District's percentage of programs within each stage.

Table B1: Life Cycle Stages

Life Cycle Stage	Description	District Percentage
Introduction	Getting a program off the ground; heavy marketing	7%
Growth	Moderate and interested customer base; high demand, not as intense marketing	55%
Mature	Steady and reliable performer but increased competition	31%
Decline	Decreased registration	7%

Figure B17 depicts the percentage of programs in each life cycle stage. A healthy balance between stages is optimal, with a bulk of programs in the growth and mature stages. That is the case for the District, with 86% of programs in these stages.

Figure B17: District Life Cycle of Programs by Stage

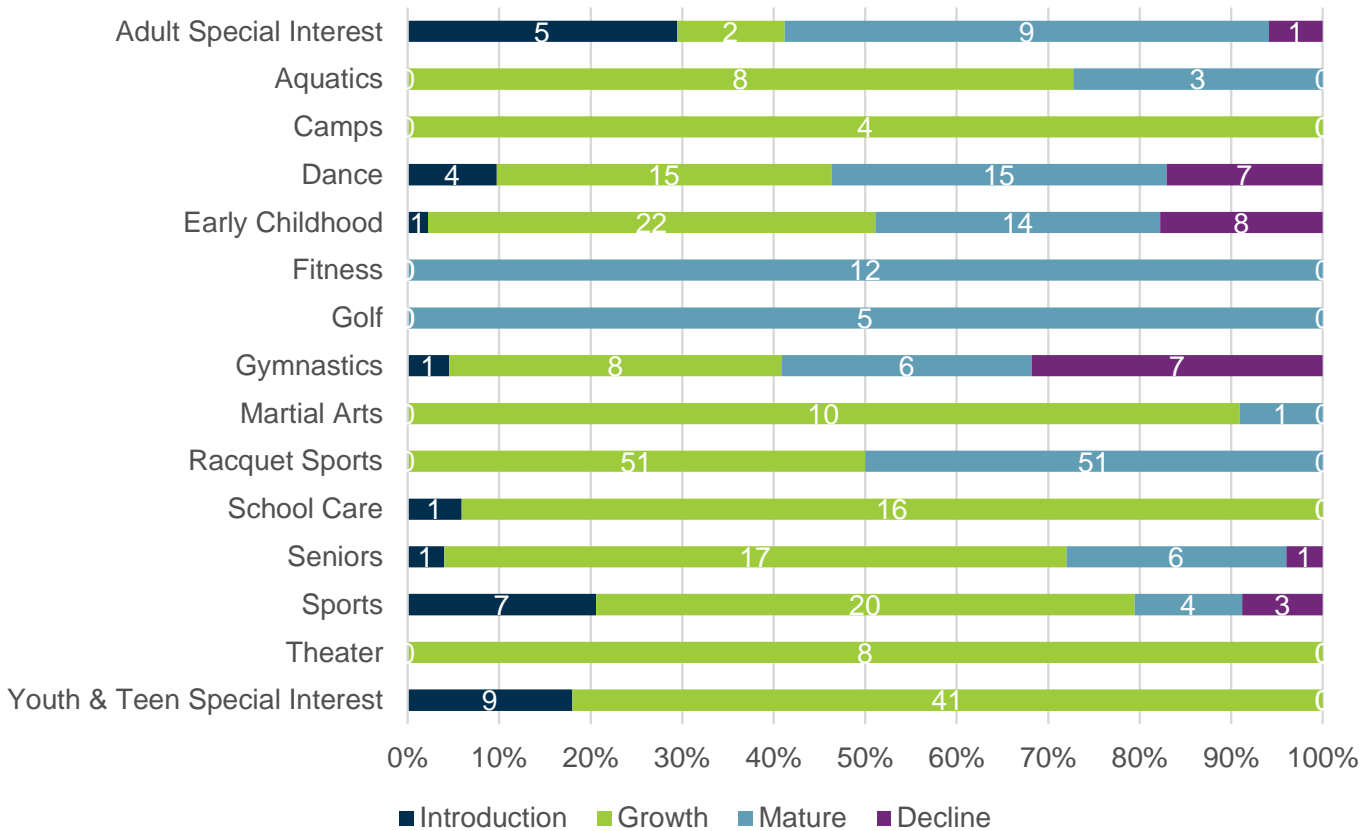


As a normal part of the planning cycle, there should always be programs in the introduction stage that bring new and innovative programming to the menu. There will typically also be programs in the decline stage; those programs should be either repositioned or decommissioned. The District’s percentage of programs in the decline stage (7%) is in a solid place. Minimal programs

need reposition or decommission consideration. The percentage of introduction programs is a bit low, and yet with so many programs in the growth and mature stages, there is not much room to introduce new options.

Figure B18 depicts all major program categories and their distribution across life cycle stages.

Figure B18: District Life Cycle Distribution of Programs



Individual program areas should strive to have programming that falls into all four life cycle stages, with the majority in the growth and mature stages (green and blue in Figure 18). Six of the 15 program areas demonstrate programming in all four life cycle stages, with seniors representing one of the most well-

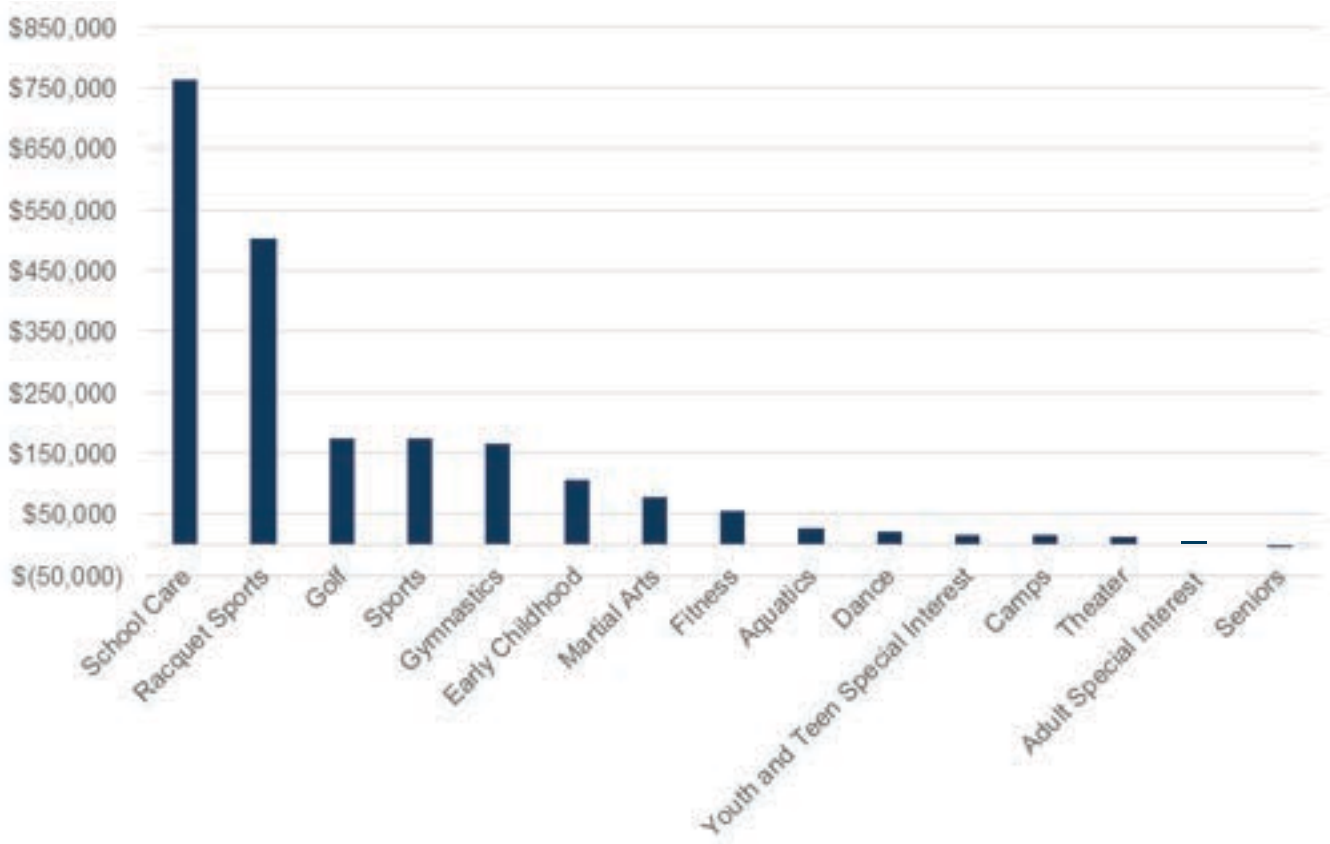
balanced categories. Camps and theater only have programs in the growth stage, which represents an opportunity to mature these offerings. Fitness and golf only have mature programs, which indicate a need for close attention and an opportunity to introduce new programs.

Financial Performance

BerryDunn assessed each program category’s direct revenue and expenses for fiscal year 2022. User fees generate revenue for each program category; costs for instructors, supplies, and/or vendor fees (e.g., tickets) account for the direct expenses. Indirect expenses—such as administrative salaries, utilities, and capital expenses—are not included in this assessment.

The net revenue metric provides insight into how effectively the District is managing each program category’s finances. The metric also simultaneously allows analysis of fiscal success across program areas more equitably—with less emphasis on gross revenue. Figure B19 displays each program category’s net revenue totals for 2022.

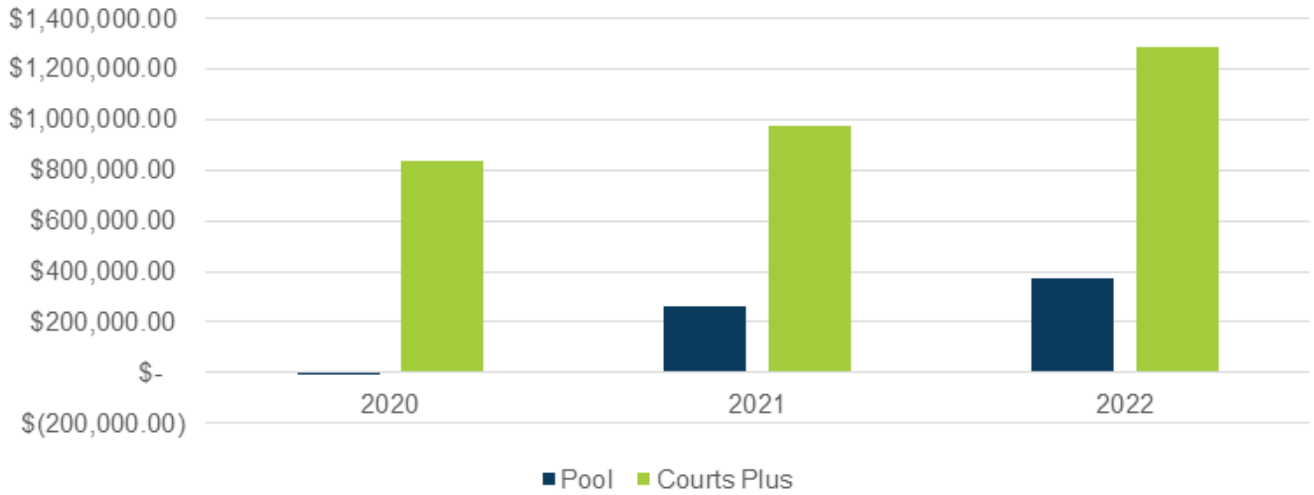
Figure B19: 2022 Net Revenue by Program Category



The year’s strongest fiscal performer, school care, earned \$763,757 in net revenue. Racquet sports earned the second-highest net with \$503,168. One program category, seniors, experienced a small loss of \$275 in 2022, which is typical of this category. The balance observed in Figure B19 is typical in park and recreation agencies—the fiscally high-performing areas support the lower-performing areas.

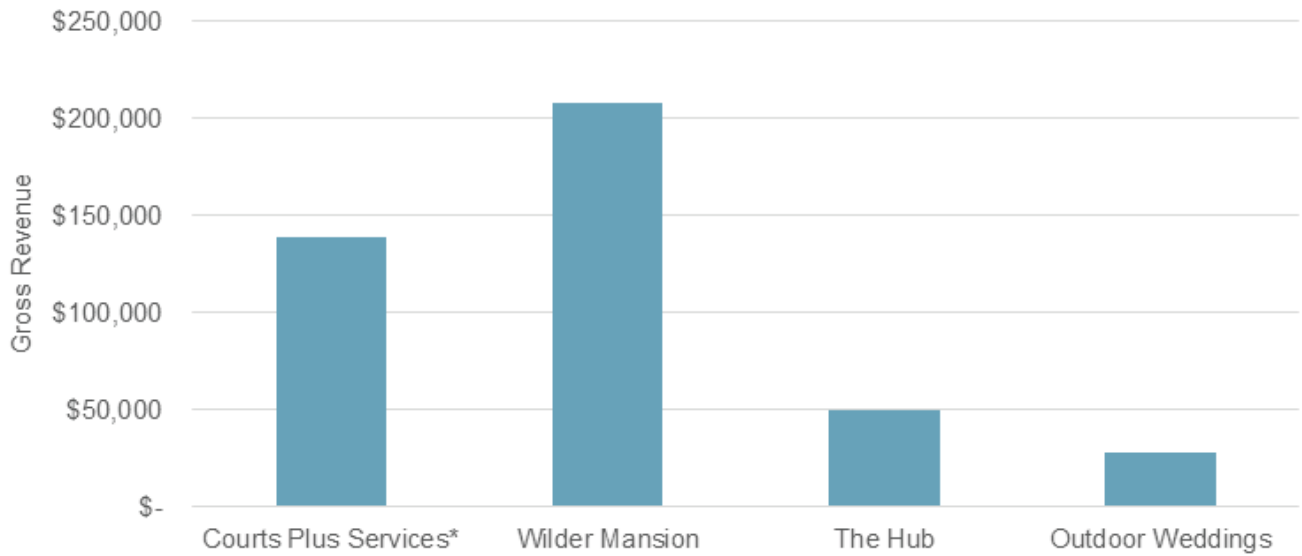
Unlike the assessment of program revenue, membership revenue was assessed according to gross revenue and across the span of three years (2020 – 2022). Pool membership revenue gradually increased to \$373,433 by 2022 after a rough pandemic year in 2020 due to outdoor pool closures. Similarly, Courts Plus revenue gradually increased in the three years examined, reaching \$1,282,195 in 2022.

Figure B20: 2020 – 2022 Membership Gross Revenue



Revenue generated from various facility rentals across the District is illustrated in Figure B21.

Figure B21: 2022 Rental Gross Revenue



**Courts Plus Services include court time, equipment rentals, and merchandise sales*

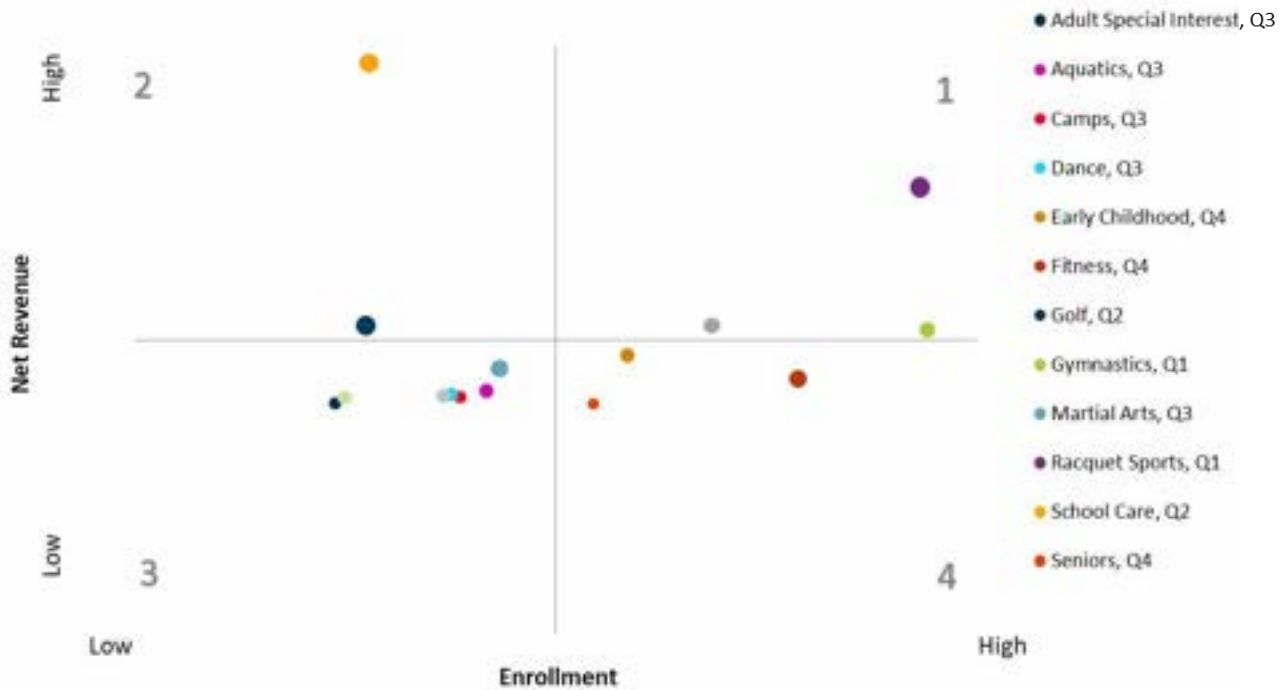
B PROGRAM AND MEMBERSHIP ASSESSMENT

Rental revenue totaled \$424,156 in 2022. Wilder Mansion accounted for over half of that total, grossing \$207,230.

When reviewing an entire park and recreation agency’s program plan, the District’s comprehensive performance can be measured

by two key indicators: participation and revenue. A matrix format provides visualization of this review, where both participation and revenue are considered on a high/low scale. Figure B22 depicts where the District’s main program areas fall in relation to each other.

Figure B22: 2022 Program Performance



The axes represent the mid-line of the actual revenue and participant range. Programs in

Quadrant 1 are the highest performers in both net revenue and enrollment. Programs in Quadrant 2

are high financial performers, despite the fact that registration numbers might be lower. Programs in Quadrant 3 are low in both participation and revenue. Programs in Quadrant 4 might break even or lose money, but they have a high participation rate.

The size of each dot represents the cost recovery percentage per program area based on direct costs only. For example, the purple racquet sports dot represents the fact that racquet sports had a 271% cost recovery rate. The gold early childhood dot represents a cost recovery rate of 143%; therefore, the purple dot is larger than the gold dot. The program categories had different enrollment numbers (4,591 and 2,444, respectively) and net revenue (\$485,308 and \$107,326, respectively); therefore, the dots land in different quadrants.

Review of the District's program plan in this way offers the opportunity to consider:

- Alignment with the District's mission
- Actual versus desired quadrant location
- Growth opportunities
- Where to invest, discontinue, or develop

Location on the program performance matrix is not inherently bad or good; whether the location on the map aligns with the District's mission is the pivotal question. For example, fitness had a lower net revenue; however, fitness participation is higher than in all other program categories in Q4. Generally, a community-based recreation agency should have program categories that sit in Quadrant 4, such as the senior programs.

The programs in Quadrant 3 should receive the most attention and further inspection. The following questions should guide a more in-depth analysis of Quadrant 3 programs:

- Are expenses managed efficiently?
- Are price points appropriate?
- How much time, effort, and money are invested to make these programs run?

- Are the programs filling an otherwise unmet community need?
- What would the impact be without the program?

B4. Community Needs Assessment Alignment

The community engagement process resulted in a significant amount of program-related feedback. The community survey, focus groups, website, event booth, and emailed feedback helped identify the community's expressed programming needs. This section compares key programming-related takeaways with what was discovered through the data analysis phase; the result is an understanding of alignment between community needs and what is (or is not) being provided. The majority (86%) of programs were rated excellent or good in the community survey; the community is generally satisfied with current service levels. Any modifications will continue to enhance and improve an already robust service menu.

Community Events

Community events rose to the top of the community survey's priority investment rating. Interpreting that result through the lens of in-person feedback, community events are beloved and enjoyed by many, which feeds into the desire for more. The feedback and consulting team's observations do not identify any gaps. On the contrary, the District already provides a selection of events that appeal to various audiences. The District should continue to provide a variety of high-quality experiences at the current quantities, and then carefully consider time, energy, and funding needs before adding more community events.

Furthermore, community feedback frequently suggested a new bandshell/amphitheater for Wilder Park. While the new amenity could support more events such as concerts, movies, and cultural performances, the District should develop a corresponding operational plan to account for staffing and funding needs to manage the additional feature.

Fitness

In recent years, participation at Courts Plus has gone down over time, largely due to the shift from being one of the only local fitness providers to one of over 15 in the city. Despite the District's previous theory that the community's need for fitness services is being met through its and other providers' services, the community survey demonstrated that fitness and wellness have a high level of importance and an unmet need and is, therefore, a high investment priority. Follow-up feedback via Phase 3 of the community engagement efforts helped clarify a desire for larger quantities and different varieties of group exercise offerings. The consulting team suggests the District follow up by creating more à la carte group exercise opportunities (i.e., pay per class rather than via membership fees) at multiple locations throughout the community—promoting more geographically and economically accessible fitness experiences.

Cooking

Youth and adult cooking classes ranked fourth and fifth in the community survey's top priority investment ratings, and the District intends to renovate the kitchen in KRC; therefore, Phase 3 community engagement helped identify what format and types of cooking classes could be most successful. Evening and small group experiences, that explore topics like healthy food and entrees, are likely to be most successful.

Child Care

The community frequently expressed a need for more child care options—especially full-day services—in open-ended feedback formats. The demand is also observed through the large waitlists for Rec Station. While full-day services are not necessarily the District's role, the District could help facilitate conversations with other community leaders and providers to further investigate and brainstorm solutions for the community's expressed need. Additionally, the District could continue to explore the possibility of securing additional space for Rec Station with the school district and/or alternative locations in the city.

B5. Trends

Given its current offerings, the District is already considered a leader and sophisticated agency. As it continues to grow and expand community services, it is valuable to consider regional and national trends in future decision-making. BerryDunn identified trends in areas that align with the top priorities identified in the statistically valid survey (community events, fitness and wellness, and cooking) as well as cultural programming due to the District's commitment to diversity, equity, inclusion, and belonging. Trends identification helps recreation agencies stay abreast of possible ways to refresh, expand, and/or shift its program menu to stay relevant and interesting.

Community and Special Events Trends

Community-wide events and festivals offer essential place-making activities for residents and are economic drivers and urban brand builders. This phenomenon is described in *Governing Magazine*:

"Municipal officials and entrepreneurs see the power of cultural festivals, innovation-focused business conferences and the like as a way to spur short-term tourism while shaping an image of the host city as a cool, dynamic location where companies and citizens in modern, creative industries can thrive."

According to the 2022 Event Trends Report by Eventbrite, the following trends are expected to impact event planners and community builders in the coming years:

- **Strength in Diverse Communities:** The pandemic built a different source of community through virtual events. Virtual events enabled audiences to expand, broadening their reach to different ages, ethnicities, geographic locations, rural communities, and abilities. Event organizers are also looking to diversify entertainers and presenters.

- **Go Green:** The trend of hosting “green events” is here to stay. Although the pandemic impacted responses around making events environmentally friendly a priority, with a return to in-person events, it will certainly make a turnaround. Virtual events have majorly impacted the carbon footprint of events. According to a 2021 Nature Communications study, virtual events decreased those footprints by 94%, and energy use was cut by 90%.
- **Optimism, Resiliency, and Creativity:** Event organizers are still feeling some uncertainty around a resurgence in COVID-19 cases; however, 75% of respondents indicated they are optimistic about future events. The pandemic has left organizers feeling more adaptable, innovative, and creative. Half of organizers around the globe indicated COVID-19 made their teams more resilient.

Fitness Trends

Each year, the American College of Sports Medicine (ACSM) conducts a survey of worldwide fitness trends. Now in its 16th year, the ACSM circulates an electronic survey to thousands of fitness professionals around the world to determine health and fitness trends. The list below includes the top fitness trends of 2022, which was distributed in 2023.

Wearable Technology

Wearable technology—activity trackers, smartwatches, heart rate monitors, GPS tracking devices, and smart eyeglasses (designed to show maps and track activity)—has been one of the top three trends since 2016. Fitness and activity trackers, such as those from Misfit, Garmin, Pebble Time, Samsung, Basis, Jawbone, Fitbit, and Apple, can track heart rate, calories, sitting time, and much more. It is estimated that wearable technology is a \$95 billion industry.

Home Exercise Gyms

The trend in home exercise gyms has risen because of the COVID-19 pandemic, and it is expected to continue. Home gyms allows participants to choose what equipment they invest in at various price points and can be used

by individuals or as a family. However, for this trend to continue, it is noted that home gym businesses will need to lower equipment costs to keep participants working out at home instead of a gym.

Outdoor Activities

Likely because of the COVID-19 pandemic, outdoor activities such as group walks, group rides, or organized hiking groups are gaining popularity. These can be short events, daylong events, or planned weeklong excursions. Typically, people meet at a local park, hiking area, or bike trail with a designated leader. This trend for health and fitness professionals to offer outdoor activities to clients began in 2010 and has been in the top 20 ever since 2012. This has become much more popular in the past several months as agencies work to offer fitness programs outdoors that help ensure physical distancing.

Strength Training with Free Weights

Strength training remains popular in all sectors of the health and fitness industry and for many kinds of clients. Free weights, barbells, kettlebells, dumbbells, and medicine ball classes do not just incorporate equipment into another functional class or activity. Instructors begin by teaching the proper form and technique for each exercise and then progressively increase the resistance. New exercises are added periodically, starting with proper form and technique. Many younger clients of both community-based programs and commercial clubs train almost exclusively using weights. In today’s gyms, however, there are many others (men and women, young and old, children, and patients with stable chronic diseases) whose focus is using weight training to improve or maintain strength.

Exercise for Weight Loss

Another rising trend due to the COVID-19 pandemic is exercising for weight loss. This trend has been top 20 since the beginning of the survey but peaked at number five in 2022, a rise from 16 in 2021. Participants are moving toward this trend because the pandemic caused perceived or real weight gain, and diet programs generally recommend supplementing with exercise.

Personal Training

Personal training is a one-on-one workout with a trainer that begins with fitness testing and goal setting. The trainer then works with the client and prescribes workouts specific to their needs. The profession of personal training is becoming more accessible online, in clubs, in the home, and in worksites with fitness facilities. Many fitness centers continued to offer personal training during the COVID-19 outbreak. Since this survey was first published in 2006, personal training has been ranked in the top 10.

High-Intensity Interval Training (HIIT)

HIIT involves short bursts of high-intensity exercise followed by a short period of rest or recovery and typically takes fewer than 30 minutes to perform (although it is not uncommon for these programs to be much longer in duration). HIIT has been a top five trend since 2014. Despite warnings by some fitness experts of the potential for increased injury using HIIT, this form of exercise is popular in fitness centers all over the world.

Body Weight Training

Body weight training uses minimal equipment, which makes it a low-cost way to exercise effectively. Although most people think of body weight training as being limited to push-ups and pull-ups, it can be much more than that. This type of training first appears in the trends survey in 2013 at number three.

Online Live and On-Demand Exercise Classes

Previously, this trend has been referred to as “virtual online training” or “online training.” However, this was changed in 2022 to specify what type of online classes are trending. COVID-19 forced closures of exercise programming in many spaces, which resulted in an increase in online training for at-home exercise classes. This trend can be offered live or prerecorded to groups and individuals. Prerecorded sessions offer clients the chance to partake in these classes no matter their schedule.

Health and Wellness Coaching

Health and wellness coaching bridges behavioral science by promoting a healthy lifestyle and programs to support that lifestyle. Typically, this coaching is one-on-one and consists of goal setting, support, guidance, and encouragement. The coach focuses on the specific needs and wants of the client’s lifestyle and values.

Water Fitness

The concept of water fitness is a significant trend in the fitness industry, with many new programs emerging such as aqua yoga, aqua Zumba, aqua spin, aqua step, and aqua boot camp. Whether recovering from an injury, looking for ease-of-movement exercise for diseases such as arthritis, or simply shaking up a fitness routine, all demographics are gravitating toward the water for fitness. Partnerships can be important for parks and recreation agencies, such as working with hospitals to accommodate cardiac patients and those living with arthritis or multiple sclerosis.

Farmers Markets and Cooking Trends

Park and recreation agencies often have the role of connecting communities to local, fresh foods. In fact, many local agencies are the largest providers of federally funded meals for the public. One in five agencies manages a farmers market.

There are many benefits in providing farmers markets in the community. Beyond providing fresh foods to the public and promoting agricultural and economic benefits for farmers and vendors, they also build culture and engagement consistently. Agencies often partner with nonprofits, farmers organizations, other local government departments, community development organizations, and the local extensions office to enhance the success of the farmers market.

According to a relevant study published in 2019 by the National Park and Recreation Association (NRPA):

Figure B23: Connecting Communities to Health Foods



Three in four Americans are interested in participating in healthy eating or cooking classes.

- Baby boomers are more likely to go outside the home to learn about healthy eating and cooking.
- One in four Americans is interested in participating in healthy eating or cooking classes at their local rec or community center.
- One in five seniors is interested in participating in healthy eating or cooking classes at their local senior center.
- Parents are more likely to participate in healthy eating or cooking classes at their local rec or community center compared to non-parents (32% vs. 23%).

In addition to connecting communities to fresh foods, community or recreation centers are one of the nation's favorite places to take healthy eating classes, as exemplified by NRPA's park pulse survey.

Figure B24: NRPA Park Pulse Data



Performing Arts and Cultural Programming

Agencies across the country use indoor and outdoor facilities for art, cultural, and musical experiences. Parks and recreation professionals and artists are partnering to create a community atmosphere that bolsters creativity and accessibility while encouraging physical activity. The Centers for Disease Control and Prevention (CDC) recommends the following strategies for building these partnerships:

- Join a community-based group that plans and develops projects designed to make an activity-friendly community.

- Partner with District leaders and community-based groups to increase the use of parks by adding design elements that reflect local cultural traditions.
- Include creative place-making when developing a strategy for community development. Creative place-making integrates arts, culture, and design into public spaces to promote well-being and increase physical activity.
- Create inclusive ways for community members to be involved with community development decision-making.

NRPA Top Trends

Each year, the NRPA publishes an article about industry trends and predictions in Parks and Recreation Magazine. In the 2023 edition, the trends identified for 2023 focused on technology, health and wellness, worker satisfaction, and recreation program trends. Below are a few highlights:

- Parks and recreation agencies will be able to reduce their carbon footprint through the electrification of business elements such as buildings, vehicles, and equipment. The switch to electronic power is healthier, cheaper, more efficient, and more environmentally friendly for communities.
- Five state park systems and one national park implemented programs that loan people with disabilities access to off-road, tracked, and powered wheelchairs. This is just one of many ways parks and recreation agencies are looking to provide inclusive opportunities.
- Worker satisfaction is more important now than ever and should be a top goal for an organization's culture. Employees who feel a sense of genuine care for their well-being from their employer are more engaged and productive.
- The lack of child care workers and lifeguards and the related impact on parks and recreation agencies' recreation is expected to continue. The child care workforce is one of the only occupations that has not rebounded from the COVID-19 pandemic.
- Pickleball has exploded onto the recreation scene; however, the loud volume coming from pickleball courts leaves little to be desired for those living nearby.
- Digital twin mapping is used to provide 3D models of the actual physical environment and is compatible with GIS. The result of the two maps is a virtual image showing spatial relationships between objects, buildings, and elements of nature.
- Anchor institutions, typically universities and hospitals, are nonprofit organizations that create strong bonds within their community. Parks and recreation agencies operate similarly and should be viewed as vital pieces of communities.
- Parks and recreation agencies across the nation relaxed the use and sale of alcohol at the parks, typically during special events. Recreational use of cannabis is now on the rise, with 21 states allowing recreational use, and may not be far behind the recreational use of alcohol in parks.
- Single-use plastic utensils are easy to use in a park setting, however, some parks are looking for a more sustainable solution: edible utensils. Various companies now have items like edible straws, spoons, and forks that can help make agencies with food services more environmentally friendly.

B6. Sport and Leisure Market Potential Report

BerryDunn used the Sports and Leisure Market Potential Report, created by Esri, to measure the likelihood of the District population to participate in recreational activities. The report interprets the data collected by Growth for Knowledge Mediamark Research and Intelligence, LLC (GfK MRI) in a nationally representative survey of U.S. households.

The data measures the national propensity to use various products and services and then applies

it to the specific geographic location that the District serves. A Market Potential Index (MPI) that is assigned to each item measures the relative likelihood of the adults in the specified area to exhibit certain consumer behavior compared to adults elsewhere in the United States. An MPI of 100 represents the U.S. average. The top active recreational activities residents will likely participate in (based on an MPI over 100) include:

Table B2: Active Recreational Activities

ACTIVE Recreational Activity	Adults/ Households # %		MPI
Participated in Skiing (Downhill)	1,325	3.7%	142
Participated in Tennis	1,861	5.1%	135
Participated in Pilates	1,360	3.8%	134
Participated in Hiking	8,722	24.1%	127
Participated in Bicycling (Road)	5,550	15.3%	127
Participated in Yoga	4,982	13.8%	126
Participated in Bicycling (Mountain)	1,607	4.4%	124
Went to Beach	12,371	34.2%	123
Participated in Golf	3,524	9.7%	123
Participated in Walking for Exercise	14,841	41.0%	121
Participated in Weightlifting	6,118	16.9%	120
Participated in Jogging or Running	4,843	13.4%	119
Participated in Aerobics	3,593	9.9%	119
Participated in Canoeing or Kayaking	3,124	8.6%	115
Participated in Ping Pong	1,415	3.9%	114
Participated in Swimming	6,053	16.7%	111

B

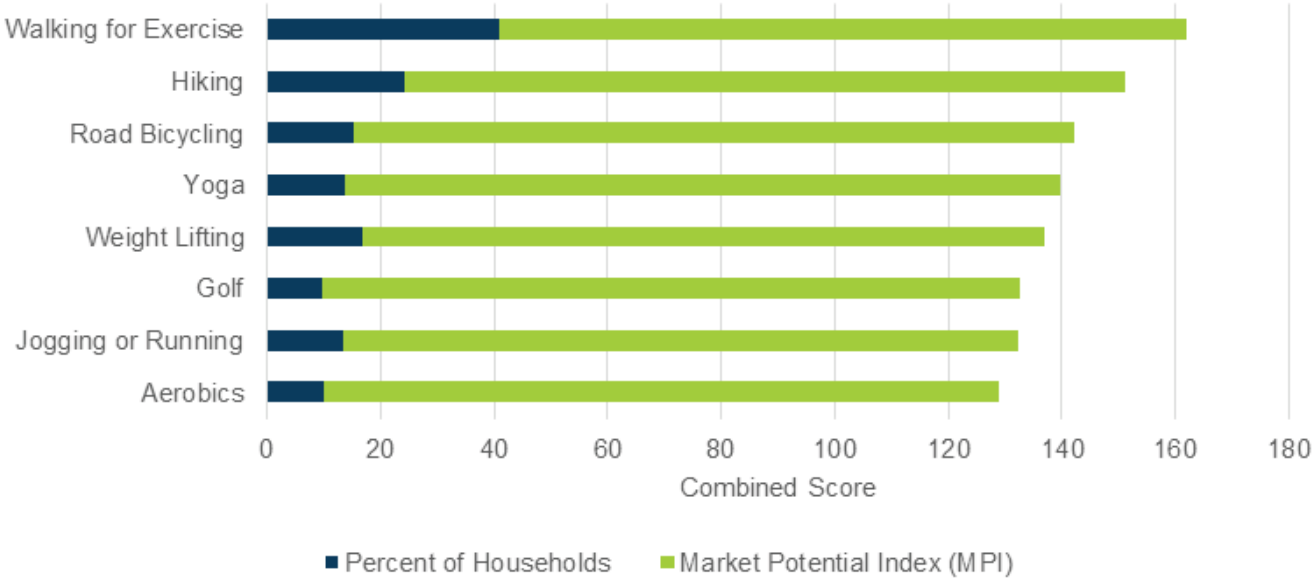
PROGRAM AND MEMBERSHIP ASSESSMENT

ACTIVE Recreational Activity	Adults/ Households # %		MPI
Participated in Ice Skating	884	2.4%	110
Participated in Backpacking	1,410	3.9%	109
Participated in Frisbee	1,362	3.8%	109
Participated in Fishing (Salt Water)	1,348	3.7%	108
Participated in Zumba	1,198	3.3%	107
Flew a Drone	961	2.7%	105
Participated in Soccer	1,147	3.2%	101

A total of 23 active recreational activities scored a 100 MPI or greater; most communities have scores over 100 for 31 activities on average. This indicates an average opportunity for future program growth. Eight activities to give particular attention to are walking for exercise, hiking, road bicycling, yoga, weight lifting, golf, jogging or running, and

aerobics. These eight activities ranked highest in both percentage of expected adults and MPI top-15 individual rating analyses; therefore, they are top potential active activities for growth. Figure B25 depicts the activities with the highest combined rating of percentage of expected adults and MPI.

Figure B25: Top Active Recreational Activities



Seven of the eight top-scoring activities can be done within existing District facilities and/or parks. Because the District already provides

these services within existing facilities, the results validate their continuation due to the strong market potential.

Due to the wide range of ages that can also participate in these activities, indoor and outdoor jogging/running clubs or classes would likely be well received and successful. The results also align with the community's expressed fitness priority; therefore, additional yoga, weight lifting, and aerobics programs could be considered.

In addition to monitoring the top active recreation trends, attention should also be given to passive recreation trends. The market potential for passive activities is interesting in that 31 activities scored over 100, which is slightly lower than a national benchmark average (36) for passive activities.

Table B3: Passive Recreational Activities

PASSIVE Recreational Activity	Adults/Households		MPI
	#	%	
Participated in Book Club	1,981	5.5%	138
Went to Live Theater	3,178	8.8%	129
Did Crossword Puzzle	5,917	16.3%	123
Attended Rock Music Performance	2,596	7.2%	123
Attended Classical Music/Opera Performance	1,153	3.2%	122
Went to Art Gallery	3,145	8.7%	121
Did Sudoku Puzzle	4,185	11.6%	120
Read Book	16,640	46.0%	117
Went to Museum	4,430	12.2%	116
Participated in Indoor Gardening or Plant Care	6,687	18.5%	115
Did Photo Album or Scrapbooking	1,851	5.1%	115
Played Chess	1,643	4.5%	115
Participated in Trivia Games	3,174	8.8%	114
Played Musical Instrument	3,457	9.6%	113
Baked	12,848	35.5%	112
Played Board Game	9,205	25.4%	112
Played Cards	7,293	20.2%	111
Attended Adult Education Course	4,461	12.3%	111
Birdwatched	2,933	8.1%	111

B

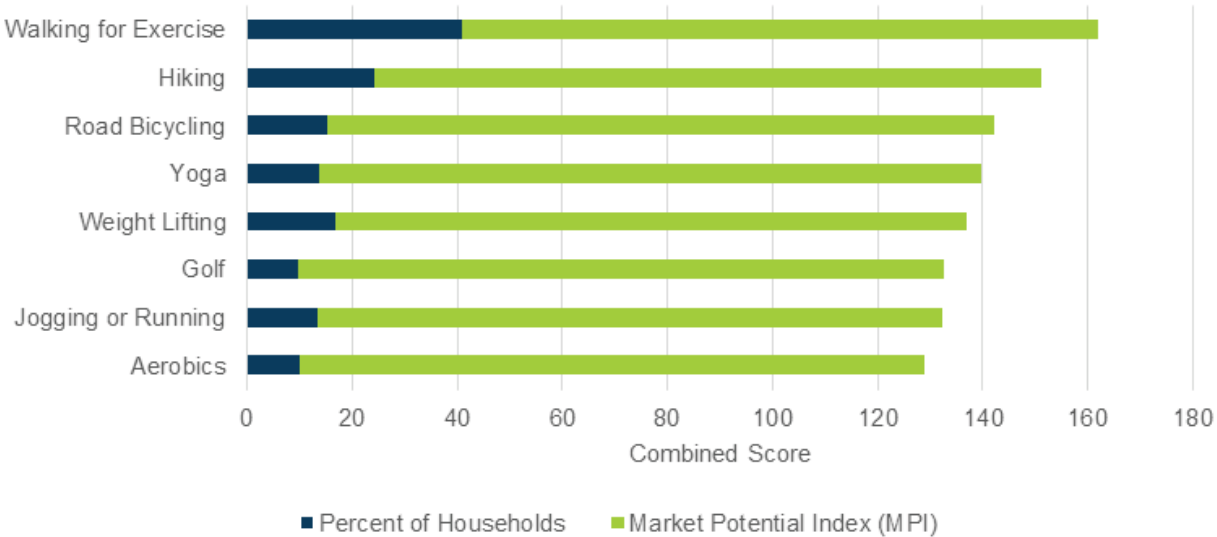
PROGRAM AND MEMBERSHIP ASSESSMENT

PASSIVE Recreational Activity	Adults/Households		MPI
	#	%	
Barbecued	12,626	34.9%	110
Did Photography	4,491	12.4%	110
Participated in Genealogy	2,002	5.5%	110
Participated in Fantasy Sports League	1,864	5.2%	110
Cooked for Fun	10,966	30.3%	109
Listened to Audiobook	3,239	8.9%	108
Did Woodworking	2,149	5.9%	105
Flew a Drone	961	2.7%	105
Painted/Drew/Sculpted	3,928	10.9%	104
Attended Movie in last 6 months	13,682	37.8%	102
Attended Sports Events	4,151	11.5%	102
Played Computer Game Online	5,585	15.4%	100

The top 10 passive recreation themes in the District are reading, baking, doing a crossword puzzle, playing a board game, indoor gardening or plant care, doing sudoku puzzles, playing cards, going to museums, attending adult education courses, and playing musical instruments. These

activities ranked highest in both percentage of expected adults and MPI individual rating analyses and are, therefore, the top potential passive activities for future growth. Figure B26 depicts activities with the highest combined rating of percentage of expected adults and MPI.

Figure B26: Top Passive Recreational Activities



Book clubs and baking classes could be perfect candidates for expanded KRC programming. Adult education classes, specifically related to indoor gardening, could be successful. Organized game and/or card clubs and museum trips could offer passive recreators an opportunity to socialize.

The data presented in the Sports and Leisure Market Potential Report helps provide details regarding how District residents recreate. The 23 active and 31 passive activities that scored an MPI over 100 allude to the fact that District residents have more potential to be participants in passive recreational endeavors than active activities. When planning for the future, it is important to identify which activities listed, with either a high MPI or on the top-ranked list, are not currently available through the District but should or could be developed.

B7. Service Implementation Support

Three factors contribute to successful program implementation: access to physical spaces in which to hold the programs, the existence of a solid internal operational support structure, and ongoing service menu management. Physical spaces include those the District owns and manages, such as recreation centers, as well as partner facilities, such as school buildings. Internal operational support structure includes a variety of staff functions (e.g., administrative, recreation programming, human resources, marketing, information technology); equipment and tools; and policies and procedures. Menu management includes the continuous evaluation and evolution of the service menu.

Facilities

The consulting team, staff, and community recognize that the District's buildings—while well kept—need updating and upgrading. To successfully meet the community's demands for more programs and services that rely on indoor facility space, major fiscal commitment is required for either renovation or replacement of the existing indoor facilities.

Operations

Based on staff feedback and consultant observation, the District's internal support functions are serving staff well. Programming staff felt most supported by human resources but believe additional support for risk management and marketing would be most beneficial.

Service Menu Management

While the District has done a good job of monitoring its service menu, a new method could help ensure the District is making informed decisions during service menu planning. The District should consider maintaining a database of its program and service offerings—outside of the registration software—that would contain information such as:

- Core program area
- Age segment
- Skill level
- Location
- Roles
- Delivery model
- Pricing model

The first step is to maintain the database with accurate information. This can be done quarterly or annually. A matrix format can be used, with each program listed in the left column and each information category listed in the first row. BerryDunn provided a template matrix to the District staff for their initial use with this project. Staff started out by filling in the first few data components to inform the assessment process. In the future, continued use of the matrix can help staff run a series of analyses that will help inform the next program menu's decision-making. It can also help the District establish annual goals and then report successes. As a hypothetical example: If data shows 60% of programs were offered at the intermediate skill level, staff might realize their menu should be better aligned to their mission and would likely shift to providing a majority

of programming at the beginner skill level. The resulting goal could be to increase the number of beginner-level programs. Similarly, if the data demonstrates geographic inequities, staff can adjust program locations in future program offerings. With the planning matrix data, staff can make more informed, defensible decisions intentionally rooted in equity.

B8. Recommendations

The following recommendations summarize the opportunities to strengthen the District's performance.

ANALYSIS

- Use analysis components of this report (e.g., inventory, trends, market potential) to inform service menu expansion, where aligned with community needs.
- Utilize the community engagement feedback to inform future service provision.
- Continue to develop solutions to reduce the number of waitlisted participants.
- Consider using the program performance matrix provided by BerryDunn as a catalyst for future program direction discussions.
- Further expand the use of the service planning matrix provided by BerryDunn; utilize findings to inform future service menu decision-making.

SERVICES

- Target specific age ranges within the overarching adult category; offer programs for young adult, active adult, and senior audiences.
- Continue to provide a variety of high-quality community events at the current quantities; carefully consider time, energy, and funding needs before adding more community events.
- Target community events, fitness, and cooking categories for near-term service development and/or expansion.
- Help facilitate conversations with other community leaders and providers to further investigate and brainstorm solutions for the community's expressed childcare need. Continue to explore the possibility of securing additional space for Rec Station with the school district and/or alternative locations in the city.
- Incorporate the District's commitment to DEIB into its service offerings and service execution.

PERFORMANCE MEASURES

- Continue to target an 85% success rate.
- Consider increased adult participation as a future goal.
- Strive for balanced distribution across life cycle stages within each program category.

ORGANIZATIONAL AND FINANCIAL ANALYSIS REVIEW

C1.1. Introduction

As a part of the overall assessment of the District, the consulting team conducted an organizational and financial review. BerryDunn used the organizational chart, interview with the Human Resources Director, and Staff Team SWOT exercise results to broadly assess the operational and management structure of the District. The District's 2023 Budget, 2024-33 Capital Plan Long Range workbook, Capital Project Expenses documents, and Management Team conversations to assess the District's current fiscal environment.

C1.2. Organizational Review

The organizational review assessed the District according to a set of 10 organizing principles, and then utilized the Staff Team's brainstorming exercise to inform a set of top strengths, weaknesses, opportunities, and threats to the District.

Organizing Principles

Span of control: In most agencies, supervisory staff can efficiently and directly supervise a minimum of five to nine direct reports. The types of and number of positions influences the effective number of direct reports. The number of direct reports can be greater when there are similar position responsibilities reporting, such as a position overseeing several recreation program coordinators. Conversely, a position managing disparate job responsibilities may be more effective with a narrower span of control.

Supervision level: For every year the span of control remains the same and employees in those positions remain the same, the amount of supervision can include 10% fewer labor resources allocated toward management functions. This assumes managers should work toward improving value through system and process improvements and not through inspection of work of subordinates.

Vertical integration: Based on experience with operations nationally, a more effective structure exists when employees within the facility/program/maintenance area report upward to staff within the facility or program and not laterally to other areas or other departments. This depends on organizational competencies and skill sets of individual employees. This structure simplifies experiences for the external customer, as it more clearly identifies the hierarchy and who the responsible employee is for any questions/challenges a customer may have.

Hierarchy: There should be as few levels as possible of hierarchy in order for services to be closer to the external customer as well as minimizing the amount of management inspection and bureaucracy. Public sector agencies historically have excessive amounts of management levels built into operations, which results in an expensive way of doing business.

Senior leadership strategic focus: Directors and positions reporting to the director need to spend time on visionary and strategic initiatives and less time on tactical day-to-day activities.

Functional organizational structures: Most agencies have a functional approach to organizational structure and find this the most successful organizing approach. This includes areas such as recreation, parks and facilities, and administrative functions such as human resources, marketing, and finance.

Management return on investment: Management staff should supervise positions that warrant a sufficient return on investment of their time. Specifically, this suggests positions of higher level of responsibility should be responsible for higher level positions. A senior-level manager should supervise a mid-level manager and not a front line employee.

Clarity of roles and responsibility: Employees should have a clear understanding of their individual roles, roles of their supervisors, and roles of any staff above their direct supervisor. A clear direction from supervisor to individual employees should exist, even when work tasks involve reporting to more than one supervisor.

Future organization chart: A three-year human resource plan should show the Department's organization structure for the future, giving employees an opportunity to prepare for future advancement.

Succession planning: Positions should be earmarked for possible successors to the Executive Director's position. In addition, all the managers reporting to the Director should also have succession plans in place for their future departure from the agency.

Assessment Against Principles

BerryDunn's observation of the District's performance in relation to these organizing principles is that the District is generally following the principles effectively. The Executive Director has nine direct reports, which is at the high end of the recommended span of control range. Half (four) of the Directors supervise between four and six full time direct reports, while the other five supervise one to three direct reports—which is a bit light. The Director roles are all function-specific and do not combine areas of expertise. While this approach can attract leaders specific to niche skill sets, it does create a flatter leadership structure. The reduced hierarchy can reduce bureaucracy; it can also create appearances of a top-heavy agency.

The District has generated a succession plan for the Executive Director, and now needs to generate a more robust succession plan that extends down at least two management levels. When designing the future organization chart, the District could consider consolidating director-level positions (and their subsequent teams) such as strategy, finance, information technology, and/or human resources into an administrative services team. While not an essential structure shift, the fiscal and functional benefits and drawbacks could be weighed during future organizational structure discussions. Creating a future organizational chart can also assist the District in fulfilling the employees' desire for a more clear advancement path (as noted in the culture survey results).

Supervision level, vertical integration, and management return on investment all appear

to be reasonably structured. Senior leadership's strategic focus is one of the strongest observed in the industry. The team has produced strong evidence of working its annual strategic work plans.

Additional Organizational Opportunities

Many staff were furloughed during the COVID-19 pandemic; while the full time roster shrunk tremendously, the team has slowly returned to pre-pandemic totals. Through discussions with the Human Resources and Risk Director and the Staff Team, BerryDunn identified opportunities for possible adjustments in the near-term. The marketing team is relied upon heavily and could use some additional support. Events oversight is currently split between the Marketing & Communications, Recreation, and Special Use Facilities teams; restructuring the oversight and/or shifting workload responsibilities could provide more effective and efficient events provision. An area to monitor is the risk function within the human resources umbrella; while it seems to be working now that the District has started using a human resources information system, increased training initiatives and/or increased level of risk activities could result in too large of a workload for the team.

SWOT Results

The EEP Staff Team participated in a SWOT exercise that entailed the individual team member writing down an idea of a strength, weakness, opportunity, and threat on cards; the cards were then passed from person to person, and the person could add a checkmark if they agreed and/or write additional thoughts comments. A total of 21 ideas were generated for each of the four SWOT areas.

STRENGTHS

Of the 21 strength cards, six were related to the staff, three highlighted customer service, and three were related to community focus. The strength that received the largest number of checks (22) was "Customer Service Excellence." "The quantity of parks and amenities;" "staff

dedication, passion, and commitment;” and “community service focused to provide excellent products” each received 19 checkmarks.

WEAKNESS

The top weakness suggestion was “Aging Facilities”, receiving 20 checkmarks. “Program and facility space – our own facilities” received 19 checkmarks and “need for staff” received 18 checkmarks. Three of the suggested weaknesses were related to a need for more staff, three were related to the agency being “slow” and two were related to lack of program space.

OPPORTUNITIES

As the participants moved through the SWOT exercise, a new rating layer was spontaneously added—participants could add a star to the ideas that strongly resonated with them instead of a checkmark. Of the 21 opportunities ideas, five pertained to a referendum; similarly, the referendum cards received the most stars. “Employee development” received the highest combined number of checkmarks and stars (19), followed by “referendum” (18), and “streamline communication between departments” (18).

THREATS

Five threats suggestions pertained to competition locally and by small/private businesses and three were to finances. The suggested threat that received the highest number of stars and second-highest number of checkmarks and stars overall was “the community refusing to pay for the change it wants” (19). “Not keeping up with trends due to financial limits” received the highest number of combined checkmarks and stars (20). “Negative community members (18),” “lack of qualified applicants (17),” and “community’s patience with our progress (16)” received the next-highest quantity of combined checkmarks and stars.

C1.3. Fiscal Review

The District has been awarded the Government Finance Officers Association (GFOA) Certificate of Achievement for Excellence in Financial Reporting for 14 consecutive years. This indicates the agency follows sound, generally accepted accounting principles and produces transparent fiscal reporting. Moody’s Investors Service has given the District a rating of Aa1, and Standard & Poor’s has assigned the District an AA rating—both indicators of the District’s excellent financial condition—for the past 10 years. The District’s fund balances all fall within the prescribed target ranges established by the District’s Board of Park Commissioners in its Fund Balance Policy.

Operational Budget

The District generates revenue through taxes, user fees, rentals/leases, bond proceeds, donations/advertising/sponsorships, merchandise sales, grants, and interest. The proceeds collected via these sources help to offset the expense of maintaining its assets and the expenses associated with providing exceptional community recreation services (e.g., personnel, utilities, supplies).

The 2023 budget planned for revenue totaling \$23,829,689, expenses of \$21,960,713, resulting in a predicted \$1,844,687 operating net. The District has successfully rebounded from the fiscal constraints caused by the COVID-19 pandemic – revenues have increased from \$14.3 million in 2020 to the predicted \$23.8 million in 2023. Expenses have incrementally increased during that same time as well; increased participation in services directly correlates to increased need for personnel and supplies to provide those services.

The District has been awarded the GFOA Distinguished Budget Presentation Award for 17 consecutive years. The District’s budget document is presented in a user friendly manner, provides relevant imagery to aid understanding, succinctly provides profile information, and articulates intentional fiscal decision-making practices.



Capital Improvement Plans

Table C1 provides a snapshot of the capital improvement budget and spending for the past five years.

Table C1: Five-Year Capital Improvement History

Year	Capital Improvement Budget	Actual Capital Spending
2019	\$3,454,565	\$9,370,982*
2020	\$2,675,249	\$1,456,292
2021	\$3,122,603	\$1,859,902
2022	\$5,005,104	\$4,548,311
2023	\$4,615,194	-

**The 2019 budget did not include an unanticipated land acquisition of \$6,160,266.*

Each year, annual capital expenditures are reported according to the key categories, such as: land acquisition and preparation, vehicle and equipment, facility improvements, park/land improvements, information technology, paving and sealcoating, enterprise services projects, and Vision 2020. It is important to note that while healthy capital budgets were established for years 2020, 2021, and 2022, the District deferred several projects due to the COVID-19 pandemic.

In addition to historical data, the District provided evidence of future capital planning efforts. The District’s 2024-2033 Capital Plan Summary workbook clearly identifies projects by location, category, and type, and includes base cost estimates in total and broken out into corresponding fiscal years. This forward-thinking exercise serves as a fiscal guidepost for the next 10 years. Based on this ten-year capital plan, it is evident that—while aspirational—the District does not currently have the funds necessary to execute the new indoor sports facility (\$91.2 million) or Wagner Community Center replacement (\$25.1 million) that were specified in Vision 2020.

Debt Service and Major Improvement Financing

Like most park district agencies, the District uses general obligation bonds to help finance major capital projects. The District has demonstrated a solid record of responsibly paying down its debt according to a prescribed schedule. Per Illinois state statute calculations, the current debt limit of the District is \$83,014,816, while the total ten-year long range capital project list exceeds an estimated \$160,000,000. In this scenario, funding for major capital improvements—such as the larger Vision 2020 projects—must be financed via more than only general obligation bond issuance. While the District has been able to consistently demonstrate annual capital improvement project completion via current revenue sources (e.g., taxes within current tax parameters, bond proceeds, and user fees), the cost of these major projects far exceed the year-to-year available operational revenue.

Alternative revenue options include, but are not limited to, referendum vote to increase the District’s tax levy, grants, private donors, corporate sponsorships, and/or public/private partnerships. Representatives from the major Elmhurst-based municipal, non-profit, educational, and business entities participated in

the EEP Steering Committee. In its final meeting, the group brainstormed possible fiscal solutions and alternative methods to securing additional community recreation space. The overarching sentiment centered around an acknowledgment that additional indoor recreation space is needed and continued partnership and cooperation is desired. Regardless of future alternative revenue pursuits, the District would benefit from continued partnership with these entities in their collective desire to provide for the Elmhurst community.

C2. Culture Survey Findings

C2.1. Overview and Response Rates

Understanding an organization’s culture is critical to the creation and implementation of a successful comprehensive and strategic plan. The successful comprehensive planning process should include the intentional involvement of employees, and the resulting plan should account for employee needs and support in its short- and long-term initiatives.

To gauge employee sentiment, understand pain points, and identify opportunities to better support employees, BerryDunn administered a 13-question survey. Employees had the option to anonymously take the survey online or submit a paper version directly to BerryDunn.

The first three questions helped evaluate participation levels and feedback based on employment status, length of tenure with the

Elmhurst Park District (District), and department. Questions 4 – 10 asked employees to rate a series of statements, using a Likert scale, organized by the following categories:

- District Culture
- Recognition and Feedback
- Career Advancement, Training, and Development
- Teamwork, Collaboration, and Customer Service
- Diversity, Equity, Inclusion, and Belonging (DEIB)
- Communications
- Resources and Operations

**31%
Response
Rate**

Two questions allowed open-ended responses to improvement opportunities and considerations for the comprehensive and strategic plan. The survey ended with an open-ended question opportunity for the respondent to provide any additional information about their responses.

A total of 218 staff—63 full-time, 101 part-time, and 51 summer seasonal staff as well as 3 no-status responses—participated in the survey. At the time of the survey, the District employed 694 people; the overall response rate was 31%. The survey was available for response between August 2 and August 17, 2023. Response rates by employment status are depicted in Table C2.

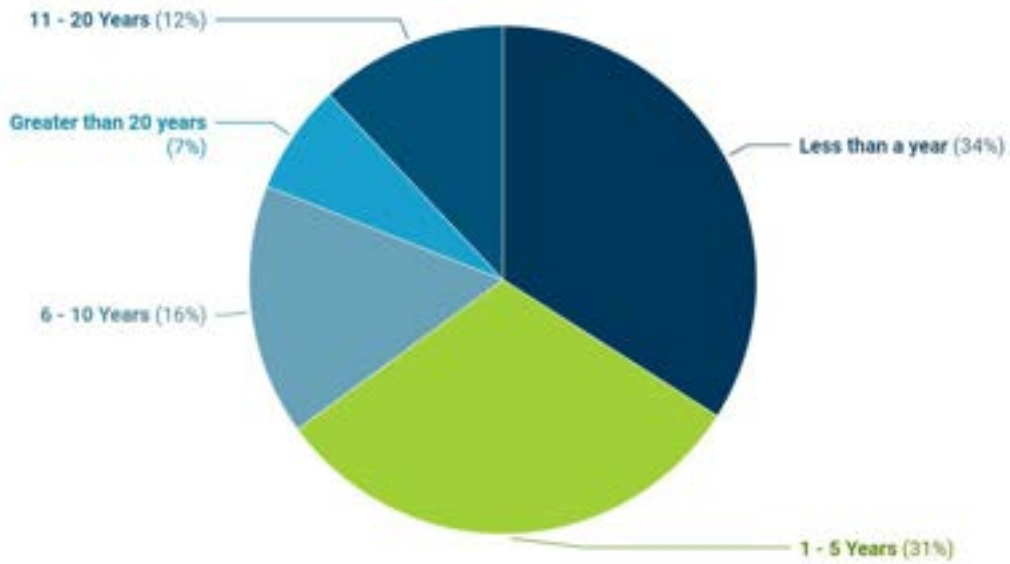
Table C2: Response Rates by Status

Employment Status	Employees	Respondents	Response Rate
Full-time	73	63	86%
Part-time	378	101	27%
Summer Seasonal	243	51	21%
Blank – No response	n/a	3	n/a
Total	694	218	31%

The majority (65%) of feedback came from staff with up to five years of experience at the District.

Four participants did not respond to this survey question.

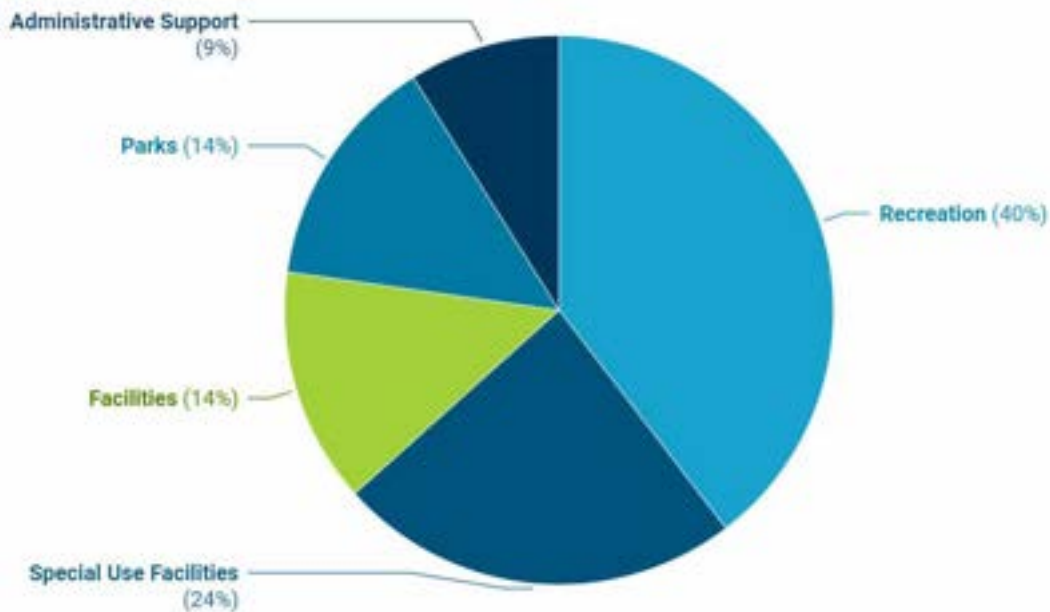
Figure C1: Length of Employment (n=214)



More Recreation Department members responded than any other department members; that said, Recreation employs the largest number of

employees. Eight participants did not respond to this survey question.

Figure C2: Respondent Departments (n=210)



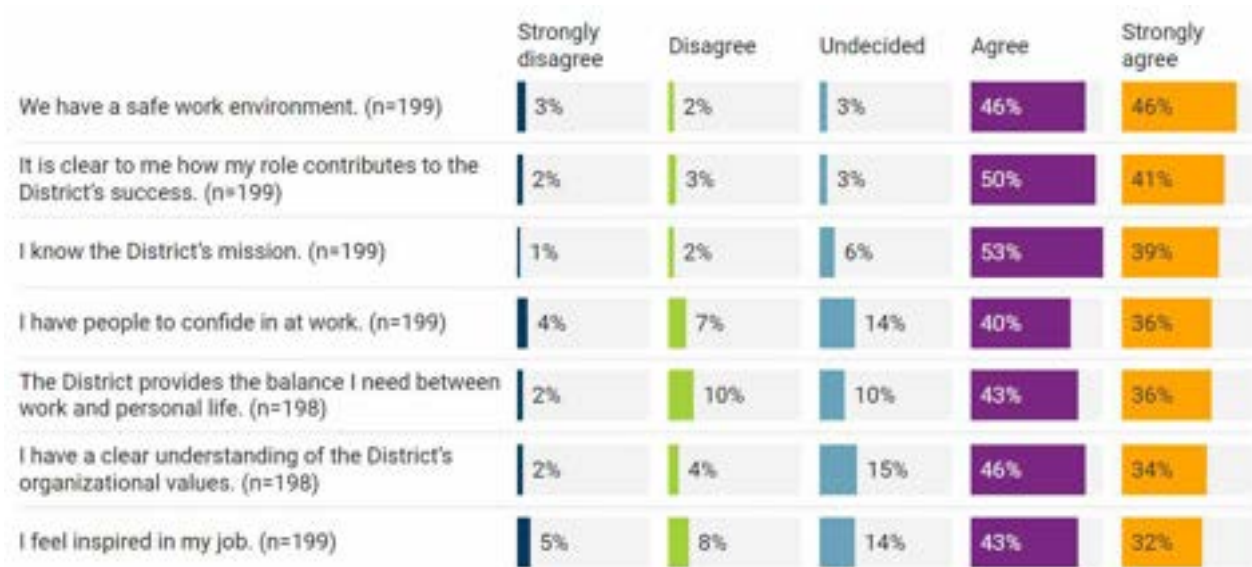
C2.2. Responses by Category

District Culture

To understand the District’s culture, the survey posed seven statements that focused on mission and values, role clarity, feelings of inspiration and safety, connection, and work-life balance. Of the 199 respondents, the strongest level of agreement was with the following statement: “We have a safe work environment” (92 agreed and 91 strongly agreed, or 92%). Knowing the District’s mission

and how their personal role contributes to the District’s success represented respondents’ second highest (182) affirmative ratings. The statement with the lowest weighted average in this category was “I feel inspired by my job” (3.89). Weighted averages were calculated based on a five-point scale, with strongly disagree equaling one, and strongly agree equaling five.

Figure C3: District Culture

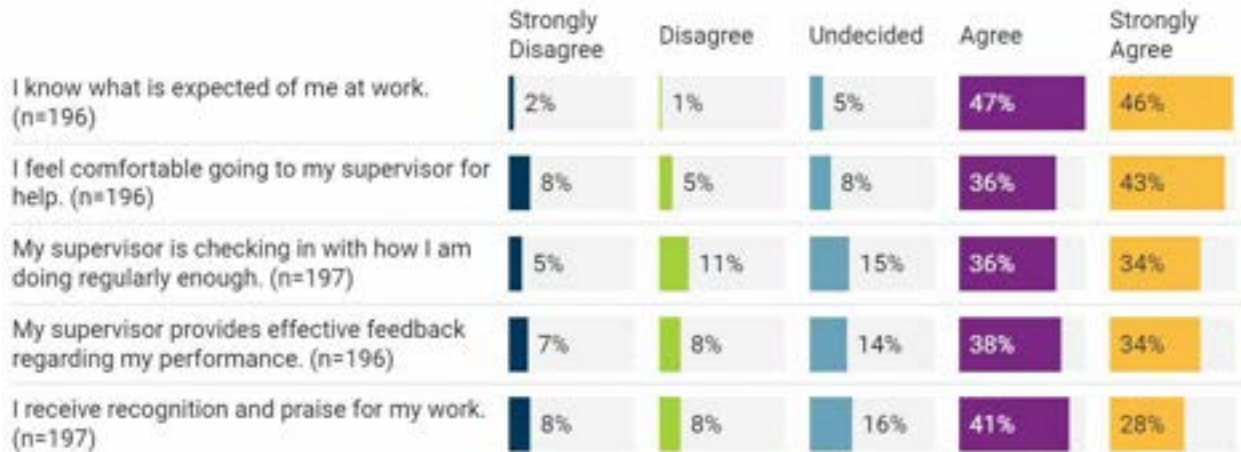


Recognition and Feedback

The recognition and feedback category asked respondents about their working relationship with their supervisor, expectations, and recognition and praise. Most respondents affirmed knowing what is expected of them at work (183, 93% agreed or strongly agreed). The other four statements in this category received much less

affirmation: While four respondents disagreed with knowing what is expected of them, between 25 and 31 respondents disagreed with the remaining statements. Receiving recognition and praise for work had the lowest weighted average in this category (3.73).

Figure C4: Recognition and Feedback

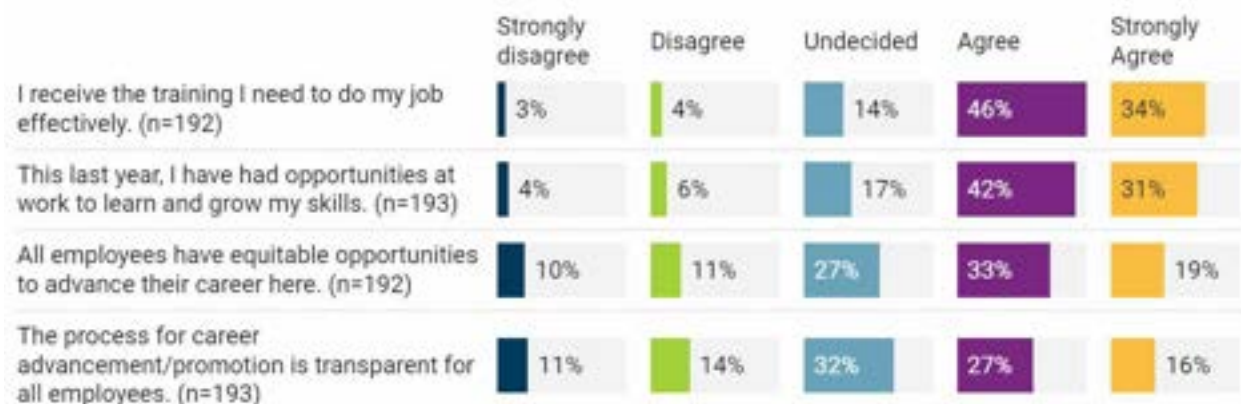


Career Advancement, Training, and Development

To understand how respondents felt about career advancement, training, and development, this category asked about learning opportunities as well as the equity and transparency in career advancement. While respondents agreed or strongly agreed they have the training needed to do their job (153, 80%), fewer felt they had an

opportunity to grow their skills (141, 73% agreed or strongly agreed). Nearly 25% of respondents did not feel the process for career advancement/promotion is transparent for all employees. With a 3.23 weighted average, this was the lowest scoring statement within all categories.

Figure C5: Career Advancement, Training, and Development



Teamwork, Collaboration, and Customer Service

The statements in this category measured respondents' sentiments about working together and supporting one another. Most respondents (170, 88%) agreed or strongly agreed they are treated with respect. In fact, this statement had the highest number of respondents (93) who strongly agreed with all the survey questions.

Respondents also agreed or strongly agreed (171, 88%) that they have someone who can help them when they are stuck. The sentiment regarding interdepartmental support was more varied than any other in this category; 75 respondents (39%) were undecided or did not agree that they get the support they need from other departments.

Figure C6: Teamwork, Collaboration, and Customer Service

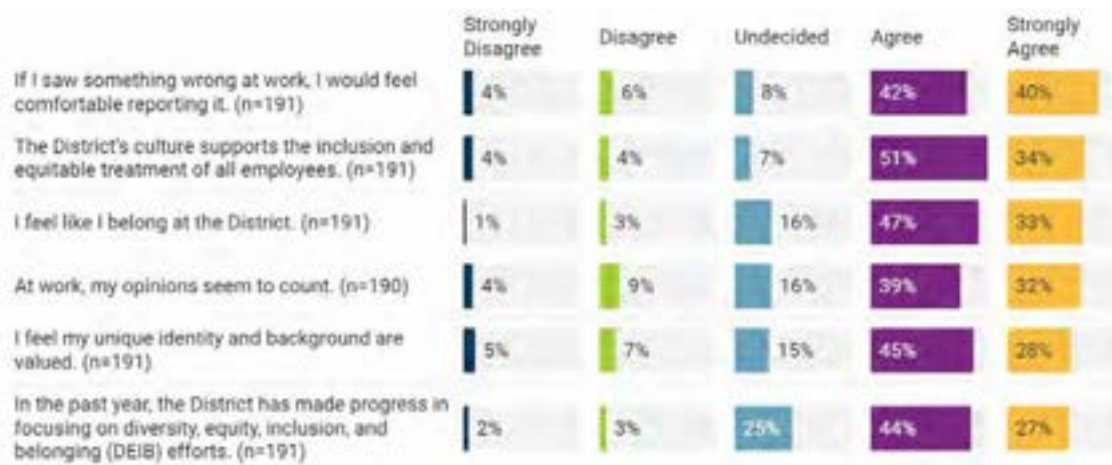


Diversity, Equity, Inclusion, and Belonging

The statements in this category asked respondents to consider the District's treatment of all employees, their individual level of comfort, and the extent to which they feel valued. When assessed by weighted average, the statement with the highest weighted average (4.1) was related to feeling comfortable reporting something wrong at work, followed by feeling a sense of belonging (4.08) and the District's culture of support and inclusion and equitable

treatment of all employees (4.08). Questions not rated as high include: my unique identity and background are valued (73% agreed or strongly agreed), the District's DEIB effort progress (71% agreed or strongly agreed), and my opinions seem to count (71% agreed or strongly agreed). While the response percentages for each of these statements are demonstrated in Figure 7, the full list of weighted average results can be found in Weighted Averages and Crosstabs section.

Figure C7: Diversity, Equity, Inclusion, and Belonging

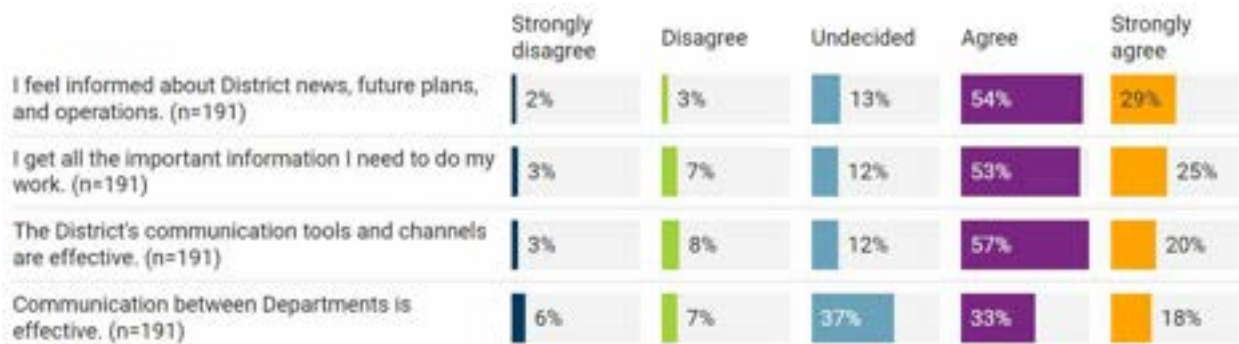


Communications

Communications category statements focused on the effectiveness of information sharing. Respondents felt the most informed about District news, future plans, and operations (158 or 83% agreed or strongly agreed). Similar favorable sentiment was expressed about getting important information (149, 78% agreed or strongly agreed) and the effectiveness

of the District’s communication tools and channels (147, 77% agreed or strongly agreed). Conversely, respondents expressed the least amount of agreement about interdepartmental communication. The statement regarding effective communication between departments received the third-lowest weighted score of all categories (3.5).

Figure C8: Communications



Resources and Operations

The final category focused on staff, equipment, materials, and flexibility/adaptability to change as they relate to employees’ ability to complete their jobs. Most respondents (160, 85%) agreed or strongly agreed that they had the materials and

equipment they needed. While most respondents (64% agreed or strongly agreed) said they had enough staff members to do the work, one in five (21%) disagreed or strongly disagreed with that sentiment.

Figure C9: Resources and Operations



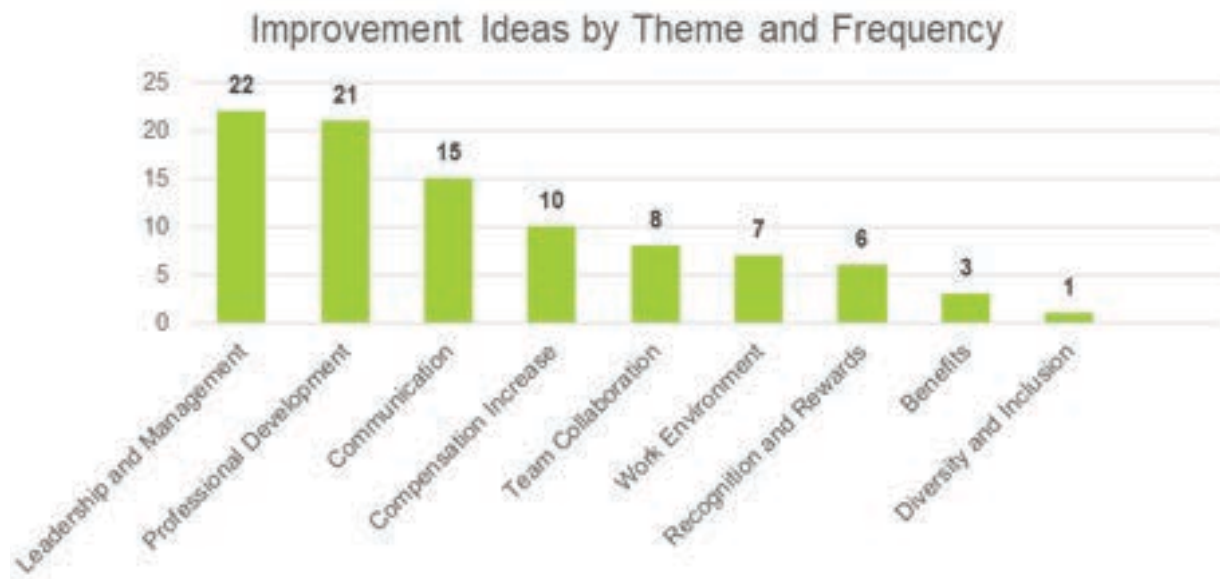
C2.3. Open-Ended Feedback

Question 11: Within the next five years, what would improve the employee experience at the Elmhurst Park District?

Question 11 provided an open opportunity to share ideas that would improve the employee experience within the next five years. Of the 218

respondents, 107 (49%) provided feedback. Nine common themes emerged from the feedback, which are displayed according to frequency of mentions in Figure C10.

Figure C10: Improvement Ideas by Theme and Frequency



The leadership and management theme encompassed topics such as requests for more staff, listening and being open to new ideas, communicative leadership, and collaborative and informed decision-making.

The professional development theme included comments about increasing advancement and training opportunities, appreciation and pay for part-time staff, and mentoring.

Comments within the communication theme used words like “more,” “better,” “improved,”

and “full” to describe desired changes regarding communication. The most frequently mentioned opportunity for improvement was communication between departments.

Compensation increases were referenced in relation to both respondents’ personal pay as well as increases as a mechanism to recruit and retain employees.

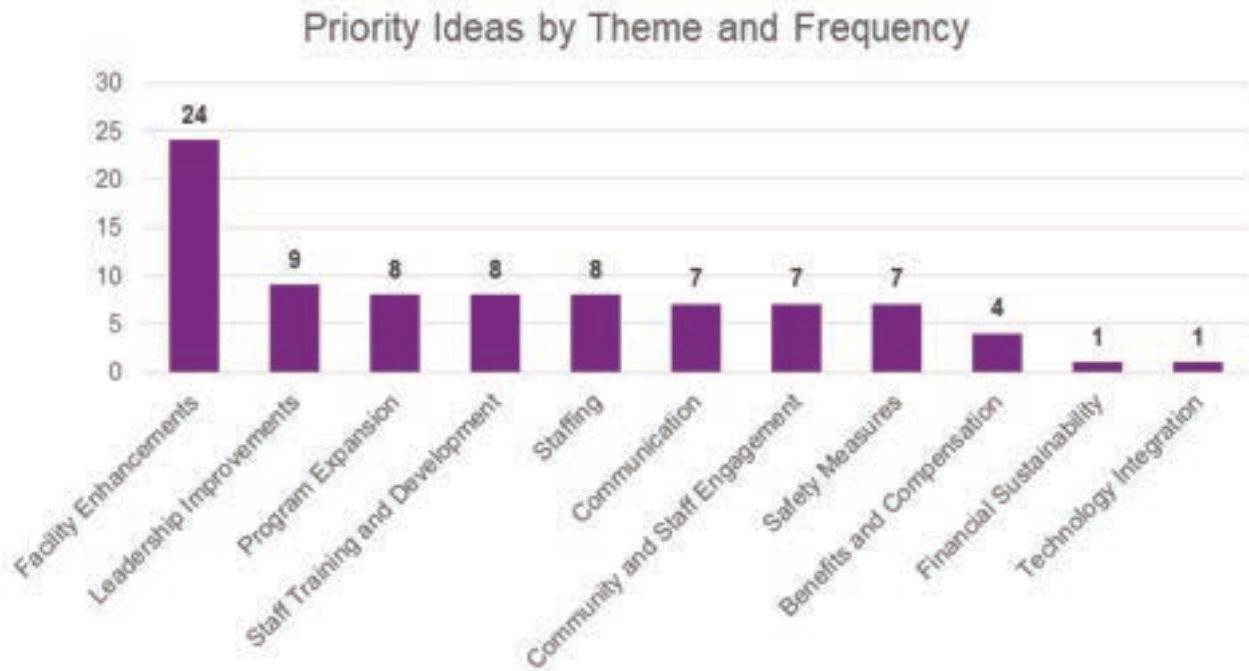
The other comments asked for more opportunities to meet and work with other employees, equity in workspaces, and perks.

“I think EPD is doing a great job! My bosses are amazing as well as the environment and the culture. I am very happy and proud to be a part of all of this.”

Question 12: What is the most important thing the Park District should prioritize and add in its comprehensive and strategic plan?

When asked what the Elevate Elmhurst Parks planning process should prioritize, the 96 respondents (44%) to Question 12 provided a variety of ideas. Figure C11 depicts the suggested priority ideas according to eleven themes and frequency.

Figure C11: Priority Ideas by Theme and Frequency



Within the 24 facility enhancement ideas, the prioritization of indoor facilities was the most frequently mentioned response (15). Indoor facility enhancement feedback included newer, larger indoor facility spaces and maintenance and/or replacement of aging spaces. Fixing existing outdoor spaces (e.g., pools, turf, mini golf) and adding amenities like bathrooms in all parks were also suggested.

Leadership improvement ideas included involving staff in decision-making, showing appreciation, and providing organizational structure ideas.

Program diversity encompassed ideas to increase cultural arts programming (e.g., music), inclusion services, and senior programs.

Staff-related theme areas included comments such as increasing employee training and advancement opportunities, adding more employees, providing better equipment to support service levels, meeting community needs, and creating safe spaces for participants and staff.

“I see the recurring theme of needing more facility space from both the community and staff so I think that would be the most important thing to prioritize.”

Question 13: Would you like to give more information about any of your responses?

The final open-ended question offered respondents space to include additional and/or supporting information. Most of the 14 responses focused on frustrating workplace situations and/or improvement opportunities.

"I think EPD is doing a great job! My bosses are amazing as well as the environment and the culture. I am very happy and proud to be a part of all of this."

"Overall, the EPD is an incredible, fun place to work with an amazing array of passionate employees. The culture promotes a sense of vital importance for each person who works here and I know everyone I work with feel like they are caring stewards of our parks and facilities."

"'The District's communication tools and channels are effective.' -> I answered disagree here because I've heard from employees that they are unaware of various initiatives, activities, projects, news, or announcements. A lot of this is communicated through employee newsletters, BambooHR announcements, and flyers/posters in various facilities. Employees still are unaware of things, so I wonder how can we improve communication channels so that everyone is aware and not just the few people who actually take time to read the e-newsletter, announcements, and flyers."

"I feel some staff should consider being more helpful and consider how to better improve their programs. If a staff is in need of help, there should always be someone to support and help."

"Supervisor is often non existent in the work day."

C2.4. Weighted Averages and Crosstabs

Survey Monkey, the survey facilitation tool, calculated the weighted average for each Likert scale statement. The results are depicted in

Table C3 from highest scoring to lowest scoring statement.

Table C3: Weighted Average Results

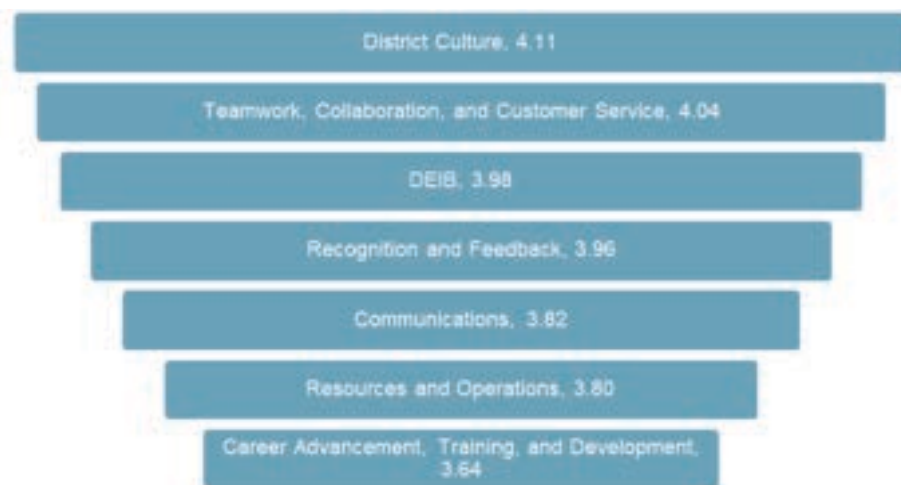
Statement	Weighted Averages
I know what is expected of me at work.	4.36
We have a safe work environment.	4.3
My coworkers treat me and each other with respect.	4.29
I know the District’s mission.	4.27
It is clear to me how my role contributes to the District’s success.	4.26
I have access to someone who can help me when I’m stuck.	4.22
If I saw something wrong at work, I would feel comfortable reporting it.	4.1
The District’s culture supports the inclusion and equitable treatment of all employees.	4.08
I feel like I belong at the District.	4.08
I have a clear understanding of the District’s organizational values.	4.05
I feel informed about District news, future plans, and operations.	4.05
I have the materials and equipment I need to do my job successfully.	4.05
I receive the training I need to do my job effectively.	4.03
The District provides the balance I need between work and personal life.	4.02
I feel comfortable going to my supervisor for help.	4.02
I have people to confide in at work.	3.98
My coworkers collaborate to improve processes and solve problems.	3.93
This last year, I have had opportunities at work to learn and grow my skills.	3.91
In the past year, the District has made progress in focusing on diversity, equity, inclusion, and belonging (DEIB) efforts.	3.91

Statement	Weighted Averages
I get all the important information I need to do my work.	3.91
I feel inspired in my job.	3.89
My supervisor provides effective feedback regarding my performance.	3.85
I feel my unique identity and background are valued.	3.85
At work, my opinions seem to count.	3.85
My supervisor is checking in with how I am doing regularly enough.	3.84
The District’s communication tools and channels are effective.	3.83
The District is flexible and can adapt to change when needed.	3.75
I receive recognition and praise for my work.	3.73
I get the support I need from other Departments.	3.72
We have enough staff members to do the work that must get done.	3.6
Communication between Departments is effective.	3.5
All employees have equitable opportunities to advance their career here.	3.4
The process for career advancement/promotion is transparent for all employees.	3.23

District Culture was the highest scoring question category (4.11 weighted average). The lowest scoring question category was Career

Advancement, Training, and Development (3.64 weighted average).

Figure C12: Weighted Average by Category



Based on the crosstab results, BerryDunn processed two crosstab calculations to better understand the two lowest scoring questions. Figure C13 demonstrates that full-time staff are the least likely to agree that the career

advancement process is transparent; Summer Seasonal staff were most likely to agree. The (blank) column represents respondents who did not provide their employment status.

Figure C13: Career advancement process is transparent, by Employment Status

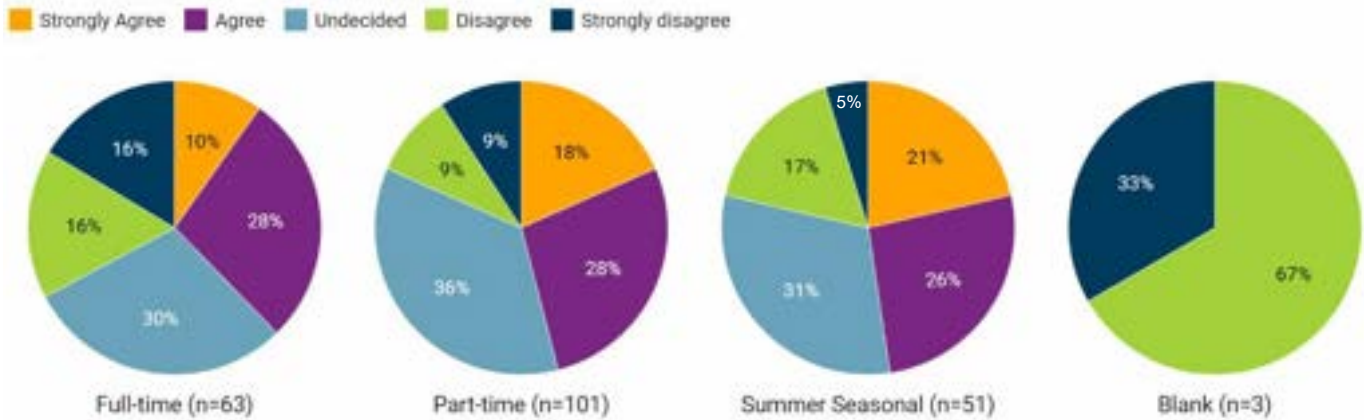
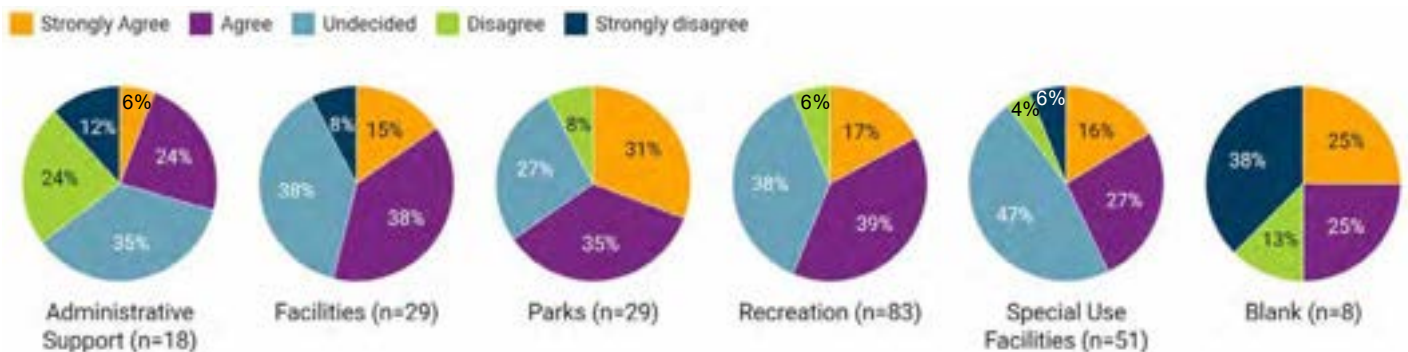


Figure C14 shows that Administrative Support respondents—consisting of the Administration, Finance, Human Resources, Information Technology, and Marketing and Communications Departments—were least likely to agree that communication is effective between departments.

Parks Department respondents were the most likely to agree. The (blank) column represents respondents who did not identify their department. Half of these respondents were satisfied with interdepartmental communication.

Figure C14: Communication between Departments is Effective, by Department



C2.5. Summary

Overall, the District’s culture received favorable feedback. Within the seven Likert statement categories, staff positively ranked all but one of the 33 statements—32 of the 33 statements received a 50% or higher agree and/or strongly agree response. Some statements, such as we

have a safe work environment, received a 92% agree or strongly agree response. Respondents expressed the most positive sentiment about the District’s culture. Looking to the future, the District can benefit from focused attention on strengthening interdepartmental communication



and improving transparency for career advancement. Future work toward improving the lowest scoring areas is recommended. This could include engaging an employee committee to develop strategies and tactics to strengthen

the low scoring areas; it could also include the leadership team identifying any additional management/supervisory level strategies and/or policies that could help enhance the employee experience.

C2. Appendix A: Verbatim Responses

Question 11 Responses: Within the next five years, what would improve the employee experience at the Elmhurst Park District?
Advancement, more training to advance
Equity of work environments (secure offices for all managers); staffing and monetary incentives for all staff. Equity of opportunities to participate in employee trainings, celebrations, team building opportunities
better communication
none
I think EPD is doing a great job! My bosses are amazing as well as the enviroment and the culture. I am very happy and proud to be a part of all of this.
I think training the lifeguards that are 15 to 17 and holding them to a higher standard can help the safety of the pool and make it even better,
continued diversity in hiring practices
A greater monetary compensation as well as more snacks during breaks.
More training/a mentor to guide you the first day you're working
Communication. Please.
Pay raise
Everything and be prepared more
A reasonable scale of pay.
Not sure
At this moment, I am not too sure. I can't think of anything severe enough that needs to change for the employees (at Courts)
Am a new-hire. Unable to respond yet.
N/A



Question 11 Responses: Within the next five years, what would improve the employee experience at the Elmhurst Park District?

I would like to improve on everything in general.

Remove [REDACTED]. Their presence [REDACTED] contributes to toxic org culture. Values?? Commit to posting all job opportunities and interviewing applicants.

Free food

More opportunities to be promoted

More events to volunteer for

Value the part-time employees' contributions to the running of the district. Part-timers, especially those who have been here a long time and have regularly scheduled hours, are running the facilities when full time people are out at meetings, off for the weekend, vacationing, out for holidays, luncheons and fun employee activities. "Aren't you glad the place is still here? You're welcome!" Some of us part time employees work more hours during the year than full timers when you look at all the holidays, vacation hours, personal days, "extra" days off (bonus day or extra hours given some years during the holidays), extra luncheons that they take and this does not include all the extra perks, benefits, clothing items, Amazon gifts, etc.

Full-timers are paid when doing the EAT team events, but part-time people are not. This is frustrating to many part-time employees' -so why go? It's frustrating to attend when the full-timers stay for a few hours and are paid and fed and then go back to work while part time have to attend on their own time.

We have many part timers doing jobs that would be better handled by a full-time employee and in some cases, previously done by a full-time employee. It would make the facility run more smoothly and enable progress and improvements to be made rather than stay on the same path and not make advancements in customer service and customer experience. We have been "stuck" for a long time. There seems to be a big difference in staffing between departments. As I see it, some facilities have more part timers doing jobs than other facilities who have full time people doing similar jobs. Courts vs Wagner vs Admin vs KRC. I believe this is due to leadership and exposure to administration and previous "no public taxes used to run the facility." Things need to evolve since that is no longer the case. Compare the hours and number of days that Courts is open along with the volume of customers service compared to that of Wagner, Admin, KRC and then look at the full-time staffing of the customer service base. Pay rate of part time employees should also be compared. The service desk and MOD staff is very underpaid with what they have to handle especially weekends and evenings and during the day when no full-time staff is present. Courts has had full-time staff positions eliminated which places more responsibility and decision making on the more seasoned part-time staff.

Question 11 Responses: Within the next five years, what would improve the employee experience at the Elmhurst Park District?

(Continued...)

There is no incentive to go above and beyond as a part-time employee especially those who work year-round and more than a few hours a week. When there is no consequence for poor work ethic, and no reward for good work ethic, there is no motivation.

Better training for new employees and follow up to see how training and performance is going.

N/a

Better appreciation of part time staff even when they only work a few hours. Better appreciation of part times that have been here for year's and not giving newcomers the hours especially when they are going to be around long or are seasonal.

More uniforms/merch to wear and represent.

I think the park district is doing great:)

No opinion

Hopefully we will be able to have have more space for the gymnastics program and ahh the participants. It has been an ongoing problem that residents keep bringing it up year after year.

being informed of the new "Active" system and being trained with it. Also, maybe incorporating new program offerings and diverse program such as those that other park districts offer.

Making sure who you guys hire is actually helpful and has a work ethic. Especially directors.

While not everything, I think increasing employee compensation will help to recruit and retain both full and part time staff. Currently, I feel like we are doing an admirable job bringing up our PT wages. But sometimes the merit raises don't keep up with inflation. That may be an impossibility, but I think that would help keep current employees with the district.

No suggestion at this time

Fine-tune the values recognition program so that being selected is not such a crapshoot. There are employees who have waited years before having their name drawn. If an employee is doing good work, then a \$50 bonus should be awarded to that individual by their supervisor. Also, better collaboration between departments, better training and more frequent social activities would be appreciated.

A bigger gymnastics gym for both team and recreational activities.



Question 11 Responses: Within the next five years, what would improve the employee experience at the Elmhurst Park District?
More opportunities to communicate with supervisors and co-workers within my dept.(like meetings and workshops).
Continuing to have social events every now and then continuing to work well as a team to make the experience not just busy but also enjoyable
To make more money
Learn more Teamwok
Nothing I can think of
Keep information coming
Learn and Teamwork
I think the district does a good job regarding the employee experience. I don't think there is anything that needs improving.
Having more people working in specific departments
Smally Pool Break Room
Find the right balance of value of working at a Park District, career advancement and competitive pay structure.
The administrative offices should have a better understanding of the special use facilities' day to day function and operation so that rules and changes don't adversely effect those operations
Remove the [REDACTED], post the job description, interview qualified candidates and find the best person for the job ([REDACTED]). There is no path to advancement here if you are not friends with the right people, [REDACTED] [REDACTED].
Adding some more work hours for part time PA job
Given the rising cost of inflation and other financial stressors in the economy for average Americans these few last years (and with no end in sight for disparity between the ultra wealthy and middles classes), it would be nice to see EPD raise wages in order to be a competitive force in attracting new hires and retaining current employees.
Improve communication tools to reach employees who do not read emails.

Question 11 Responses: Within the next five years, what would improve the employee experience at the Elmhurst Park District?

Improved compatibility and consideration from Directors when it comes to making impactful decisions on implementing new systems and policies affecting daily operations throughout the district. Give employees the right tools (specific software, functional internet, supplies etc...) and resources (staffing) for the job they are hired to do. More policies and system changes from all departments creates an environment of stifling oversight and lack of trust.

Better communication between departments.

N/A

Fully paid lunch

Opportunity to grow within the district.

Better card machines for admissions at Smalley and East End

Getting employee "buy in" for District wide changes. All Directors on the same page for these changes and appropriate action taken when necessary if staff are reluctant.

I don't have any beneficial feedback I could give right now.

Boss-employee feedback

More time to meet the other employees that you will be working with so you are more comfortable with them.

Pay for training or releases for Les mills instructors. I pay over \$400 a year to stay certified in the programs in order to teach at courts, offer this to employees with longevity, who have been at the club >10 years.

Better and consistent communication from supervisor.

focus on current employees, vs a culture you want to adapt

Better communication between departments and each department getting to know other departments better.

Full communication. Understanding that there is a process but being more proactive as opposed to reactive can help when staff are fully informed.

Question 11 Responses: Within the next five years, what would improve the employee experience at the Elmhurst Park District?

In my opinion, in order to improve the employee experience within the next five years I would recommend the addition of more staffing to reduce the rushed feeling. As the district expands by improving or adding parks & facilities the maintenance needs increase which require more staffing to support the additions. From personal experience, it can be disappointing to be working your hardest but still getting complaints because ultimately there is just not enough time in the day or staff to complete the job right. To me, its not just about getting one job over with and rushing to the next, but being able to regularly maintain every aspect of maintenance needs within the allotted time which impacts the parks/ facilities image as whole.

More opportunities to get involved at a higher level and across departments.

The communication between departments is lacking. Decisions in programming and planning are communicated last minute when they could have been shared months earlier for better execution. When concerns are raised, the blame is spread to everyone else. No ownership to the lack of communication. This leads to last minute execution of plan development.

I will be give more flexibility to see what the other department do how they do the work and if is any chance to learn the basic will be something opportunity for us

Equal effort and distribution of work load across the District departments.

Better communication as coworker's. Make work plans before the start of the job.

I can't think of anything that would improve the employee experience.

I think more modern changes would create an environment that flows with current technology. It seems a little outdated the way things are handled sometimes.

More efficient trainings.

Better communication with supervisors. More in depth training.

Lower the cost of health benefits.

Cross training, sharing skills (like how to use word and excel) which could improve efficiency, additional full time employees in the Marketing and Recreation departments. Work on ergonomics for employees.

Pay employees at the regional level similar to the private sector. Too many underpaid employees

More opportunities for advancement and more opportunities for professional development

Improved supervisor communication about job expectancy and feedback on performance.

Question 11 Responses: Within the next five years, what would improve the employee experience at the Elmhurst Park District?

Create division manager positions.

More workers (or even employees dedicated to being subs) so that shifts get picked up

Better information on how to teach a child with a disability.

Be open to ideas/ suggestions and stay on top of new innovations and ways of doing things.

Get support and collaboration with other departments.

I would like to see another in door pool facility.

Higher pay, more staff, more equipment, more training

My coworker and I really appreciate when the supervisor bring food to celebrate us working hard.

Better communication across departments.

More advancement for staff who are qualified for their jobs, who do the jobs of others as well as their own, and benefits for those who are part time but here a lot. Supervisors/Program Coordinators should be at the place of work and know what is going on most of the time, if not all of the time.

Better pay

Better transparency of career opportunities and promotions and career pathing. The district seems to create positions for people they want in the role vs giving everyone a chance to interview. Case in point- [REDACTED]. Favoritism is rampant in that department and other departments.

The departments do not work together. More collaboration from all levels of departments to prevent silo decision making. Department heads including employees for feedback on new initiatives BEFORE implementation. Not after something is completed and already a problem. I see this frequently.

Frontline workers should be given more opportunities to share what they see and hear without feeling there would be a repercussion. Times change and what might have worked in the past, might not be applicable any longer.

At the end of the day, all employees should feel valued and seen. There is a feeling of seniority and lesser than amongst the frontline workers.

More collaboration between departments.



Question 11 Responses: Within the next five years, what would improve the employee experience at the Elmhurst Park District?

Expand the use of under-utilized facilities and make the necessary improvements allowing buildings to be utilized (225, rec buildings, etc.)Expand the use of technology as a tool for resource management and communication within and between departments

Mentoring, creating programs for career advancement.

No longer use the self evaluation for merit increases. An employee shouldn't have to fight for/convince their supervisor they deserve a raise. An employee shouldn't have to tell a supervisor they are doing a great job, the supervisor should recognize they are doing a great job and reward them accordingly.

Find different ways to recognize employees for going above and beyond their normal job responsibilities.

Create a section in the employee newsletter with bullets for the up coming week for each department. Something simple that could include projects, events, important meetings, etc. Sometimes staff doesn't know what going on in departments other than their own. It wo [response ends]

Paid time off would be nice for the seasonal part time. A performance review would be nice. Giving us the feeling that our input should at least be heard on how to improve operations.

Continuing to grow our staff to keep up with the growth in our programs and services. New/improved infrastructure as everything we currently have is old and needs works. Continued investment in IT to provide efficiency.

I would like to see my immediate supervisor be more positive and respectful. I would like to feel more valued. There is little or no recognition.

More staff. Current staff are stretched thin in a lot of areas, and I worry about losing great staff because of it.

A more structured and comprehensive orientation process for employees and organized job training process. More opportunities for departments and different programs to collaborate and problem solve together. More opportunities for staff to get to know each other and brainstorm together.

More structured management

Hiring people who know how to lead.

Everything starts from the top, board, admin and managers. We are ALL equal and deserve to be seen as an equal counterpart. Listen to us when we are trying to give suggestions. What worked in the past was great, but the world is constantly evolving and we need to adapt. The DEIB is a great start and that needs to be evolved too.

training on how to confront those who have offended someone/me

Question 11 Responses: Within the next five years, what would improve the employee experience at the Elmhurst Park District?

The organization of the Swim lesson program, especially with communication between managers and higher up supervisors.

more pay

Question 12 Responses: What is the most important thing the Park District should prioritize and add in its comprehensive and strategic plan (can relate to parks, facilities, programs, finances, communications, internal operations, etc.)?

Clean air, safety, quiet, privacy to do work

Actions speak much louder than words. Focus on employee retention/appreciation as much as employee recruitment. Provide staff with safe/functional work environments. Provide the tools needed to complete our jobs to the best of our abilities. Encourage and foster respect for all departments within the district. Great disparity between different departments. Internet communication is terrible.

Servicing residents and customer service

none

Training standards for lifeguards were great and prioritizing fun has also been a great aspect and should be continued

convert other unused tennis courts into pickleball courts: Eldridge?

More required inservice for Lifeguards. More monetary compensation. Updated bathrooms, sinks, dryer, and addition of a drying centrifuge machine.

Communication between employees, employers, and parents

Not sure, everything seems to work

Short monthly newsletter to inform all of changes, improvements, news of general etc... about city of Elmhurst and Park activities that affect us.

Safety

Continue to improve IT

Im not too sure right now. What I think would add a competitive edge to the other fitness facilities in town, is to open up the climbing wall again and revamp that program.

Thank you for the opportunity. Too new, to respond.

Question 12 Responses: What is the most important thing the Park District should prioritize and add in its comprehensive and strategic plan (can relate to parks, facilities, programs, finances, communications, internal operations, etc.)?
N/A
Safety for staff and children
Remove the top-heavy org structure. There is no real path to advancement at this district. Only people [REDACTED] are examples.
Keeping work fun
Finances or safety
Key employees whether part-time or full-time should be asked for input when making certain changes. Some of us have a saying that instead of Aim, Ready, Fire; we often have a Ready, Fire, Aim approach. Many times, employees find out about changes when everything has already been decided. "What? Really? What about this or that?" Ask questions, listen, open communication, involve, care, understand...there are many good ideas out there among staff!
When you have programs like finances lunches schedule when not just full time can come. Full time employees can come on there regular paid hours but if a part timer wants to and are scheduled for those hours he has to take off and lose pay. Full timers and part time employees over so many hours get sick and vacation pay but the part timers under those hours get nothing and they are as important as any one else for the park district.
Updating facilities
Making sure the work environment is safe
the park district should prioritize making parks and gymnastic gyms safe and fun for everyone
No opinion
Part time paid vacation. Especially if you've worked for over 5 years. Discounted programs for family members ie. siblings.
I think a large rec center with space for as much as we offer (preschool, sports programs, multi purpose rooms, dance studios) would help with the demand of our residents, as well as a space to try to offer similar amenities as other nearby districts, like Lombard and Glen Ellyn.
Facilities
Better coordination and communication among departments and facilities.
More money for the gymnastics budget so that we can get new equipment and space.

Question 12 Responses: What is the most important thing the Park District should prioritize and add in its comprehensive and strategic plan (can relate to parks, facilities, programs, finances, communications, internal operations, etc.)?
<p>Offer Cultural Arts programs that existed before Covid (music lessons for instance) and the facilities to support them (like stage/theater/rehearsal space/performance space-so we don't have to be at the mercy of the school district and that schedule).</p>
<p>Showing appreciation to employees at all levels. Whether it's food or snacks, or just a simple thank you. It's motivating and goes a long way! Just making sure we recognize their hard work!</p>
<p>Ensuring all workers are doing their job and are competent in what they're doing</p>
<p>A larger park district building with larger rooms</p>
<p>Caring customers</p>
<p>I know its a long shot but Indoor sports facility.</p>
<p>Maybe not most important, but would like to see the Park District bring back a music program.</p>
<p>Not sure</p>
<p>Customer Service</p>
<p>New employee training</p>
<p>Having enough people to sub for others when they can't come in.</p>
<p>N/A</p>
<p>Have the right level of support services to support the Facilities/Fields/Parks demand of the community.</p>
<p>Internal operations: Streamline the number of Directors. Fix the top-heavy organizational chart. Make amends to the former employees who were eliminated in 2020. Stop pretending that the district behaved according to its values. We all know that's a lie and no one will say anything about it publicly because they fear for their jobs.</p>
<p>The introduction of specialized Arborist training for those employees who are interested in doing tree work could greatly increase the parks' abilities to manage the vast number of trees on the parks property. Perhaps even the introduction of a specific forestry department within the parks department, with the ability of current employees being given first consideration for all training and the ability to move into new tree surgeon/arborist roles.</p>
<p>Improve facility spaces especially for programming</p>



Question 12 Responses: What is the most important thing the Park District should prioritize and add in its comprehensive and strategic plan (can relate to parks, facilities, programs, finances, communications, internal operations, etc.)?
Less consultants and their corresponding programs and initiatives! What are staff for? Hire employees that are experts at what they do and rely on them for their worth and value to the district!
Facilities
Make sure supervisors play a bigger role in our everyday work
Outdoor ice arena.
Finding a proper balance between giving our community what they need/want but staying within the District's policies and procedures. The customer is NOT always right.
I'm not sure.
Communicate
Serve the community and stay competitive with other facilities, attract new members. I don't see many new people in group ex.
meeting the needs of the community not political needs
I see the recurring theme of needing more facility space from both the community and staff so I think that would be the most important thing to prioritize.
Communications
Employee retention & staffing support
Program expansion and paid community event opportunities.
make health insurance more affordable
Replace aging facilities, if funds are not available to replace Facilities we must spend money on updating mechanical systems HVAC etc.. We spend lots of human and financial resource on aging equipment.
Better communication with coworkers.
I think the current priorities are correct.
Unsure
Remodeling the mini golf at the hub.
Maintenance in parks

<p>Question 12 Responses: What is the most important thing the Park District should prioritize and add in its comprehensive and strategic plan (can relate to parks, facilities, programs, finances, communications, internal operations, etc.)?</p>
<p>Better compensation in comparing other similar size of Park District in neighborhood counties.</p>
<p>Fixing/ updating the lobby and office areas at Wagner and Admin.</p>
<p>recognize the departments and employees that bring value and revenue to the park district</p>
<p>Add more staff or contractors to share the workload so we can go above and beyond in the tasks we do instead of just getting a job or task done.</p>
<p>The facilities are rapidly deteriorating. Facilities staff do not fix/install things properly. A/C in every building malfunctions often. New technology, like automatic doors, are not installed properly. ██████████ is very dismissive of safety concerns in terms of security.</p>
<p>There's not really a lot to add, but if I had to pick some thing, it would be having more activities for the white skill level.</p>
<p>Get feedback from the community on what their interests and needs are.</p>
<p>Have better accommodations for those who need more support and assistance in programs . Make more modifications to the way the program is set up that way there's more inclusion. (There has been programs I've helped in and I don't see many accommodations or modifications being made in the programs)</p>
<p>At the Courts we need to review and update manuals and handbooks. Many are out of date. Also develop a handbook for guiding new employees and those working with new orintees</p>
<p>Increasing staff</p>
<p>I feel like having more events planned would be more appealing to some of the seasonal workers.</p>
<p>I believe that advancement opportunities for staff is essential, not just those who have degrees are able to do some of the positions. It can be difficult to have a program and either not have a main person in the program here or have someone who puts their tasks on you all of the time.</p>
<p>Better equipment an more employees</p>
<p>An indoor sports facility like Ackerman in Glen Ellyn. Update the outdoor pools. Fix the outdoor turfs.</p>
<p>Facility space. We have a lot of demand for programs and not enough space to expand the programs.</p>



Question 12 Responses: What is the most important thing the Park District should prioritize and add in its comprehensive and strategic plan (can relate to parks, facilities, programs, finances, communications, internal operations, etc.)?
<p>General improvement of physical facilities through budgetary focus on the actual and perceived value to staff and patrons. Expand budgets through revenue producing programs to fund facility improvement, not just simple repairs and replacements based on pre-pandemic budgets</p>
<p>New/newer buildings. Possibly in outdoor track open to the public (clay or cinder)</p>
<p>spvr kind comments for some outstanding work situations</p>
<p>I feel the my faculty should be more customer centric. After the pandemic, we cut out a number of our services, and we get a lot of push back from the customers about it, and when we bring it up to management, they usually give us a deaf ear.</p>
<p>How to improve our facilities</p>
<p>I would like to see more senior programs. I would like to see the Park District reduce the amount our seniors pay for activities such as golf. The Park District should promote more activities for seniors.</p>
<p>larger/improved community center/recreation building.</p>
<p>Internally - staffing up operations Externally - more facility space (new or expanded)</p>
<p>Obtaining more space/renovations.</p>
<p>programming space and updated facilities</p>
<p>Vision</p>
<p>I'm not sure</p>
<p>Better planning when investing into a new project. Take the time to do research. Having an expensive dog park was not necessary when buildings are in dire need to be repaired or kept up. The district can be better if we learn to work together and communicate.</p>
<p>Bathrooms at all parks</p>
<p>improved communication between departments; open to training others in other departments (cross training)</p>

Question 13: Would you like to give more information about any of your responses? If so, please include the number of the statement you are discussing.

Safety should be a huge priority. 2 deep staffing minimum at every location for every hour we are open.

#12 IT has a unique job that it needs to do many things with many different types of demands. One size does not fit all. A real insight into what each facility needs and then a way for it all to work within the district would be great. Updates need to be done after all facilities are closed.

Can't the park district (all employees treat each other the way they want to be treated). The park district would run a lot better. I have seen way to much anamosity between staff. Not working for the benefit of all.

In question 11 when it asks what would improve the employee experience it would improve the experience to get a bigger gym so that I don't feel on top of my coworkers and are constantly having to split a space with another group and redirect children especially when there is a special needs child in my group or a child who needs more attention than others.

12: City of Elmhurst values Cultural Arts I think, so why not provide a theater with good seating and a large stage? Lizzadro property?

Re: #11- IT gave Sugar Creek Golf Course insufficient time to adjust operations when they shut down the computers 10 minutes after we were notified of the shutdown. Our reservation system is online based and day to day operations as well as potential revenue was severely affected when that happened

Overall, the EPD is an incredible, fun place to work with an amazing array of passionate employees. The culture promotes a sense of vital importance for each person who works here and I know everyone I work with feel like they are caring stewards of our parks and facilities.

Supervisor is often non existent in the work day

This year working as a swim instructor was pretty frustrating. Every single day, the same 2 or 3 people would get stuck cleaning up after all the other instructors, while the other instructors sat on their phones on the pool chairs. This happened every single day, and made working there really frustrating having to pick up after everyone else. I understand team effort, but the same 2 people should not be responsible for picking up all the toys and moving the lane line every day, however if those 2-3 people don't do it, it won't get done and we will all be there for a significant amount of time after the shift ends. There is no way this trend went unnoticed by managers, however nothing was done to remedy this problem. Also, instructors would bring their classes to the diving well for more than half of the class, interrupting the diving class and not supervising their children very closely resulting in the diving instructor to have to take responsibility for them.

I feel some staff should consider being more helpful and consider how to better improve their programs. If a staff is in need of help, there should always be someone to support and help.

Employee safety and personnel harassment is not a huge concern.

Question 13: Would you like to give more information about any of your responses? If so, please include the number of the statement you are discussing.

Statement 11. I would like to see my supervisor more open to suggestions. I would like to be able to talk openly and honestly with my supervisor. I have in the past. No change. Most recently my supervisor told me I was not being honest about a day I asked for off. He told me I just added the day to the schedule. I am over the age of 60 and no one has ever accused me of being dishonest. I have spoken with my supervisor's boss about this incident. This behavior should never be tolerated at any level. it is a summer job. One I truly enjoy. I just want to have fun. I want our customers to enjoy themselves. It's golf!

"The District's communication tools and channels are effective." -> I answered disagree here because I've heard from employees that they are unaware of various initiatives, activities, projects, news, or announcements. A lot of this is communicated through employee newsletters, BambooHR Announcements, and flyers/posters in various facilities. Employee's still are unaware of things, so I wonder how can we improve communication channels so that everyone is aware and not just the few people who actually take time to read the e-newsletter, announcements, and flyers.

Some things I said undecided because I really didn't have to work with other departments but I also didn't have any issues I would need to. My bosses are great and I feel very supported by Jessica and Michelle in the early childhood department. They are very flexible, encouraging, and help helpful.

C2. Appendix B: Survey Copy

Elmhurst Park District Employee Survey

Please help strengthen our work culture by responding to this 10-minute anonymous survey. Your input is vital! The feedback you provide will shape priorities that support employees in the Elevate Elmhurst Parks Plan. The planning firm BerryDunn is conducting the survey and your responses cannot be traced back to you.

Results and next steps will be shared in future communications. Previous employee survey feedback led to enhanced paid time off benefits

for part-time employees, creating the Values Recognition Program, and increased employee communications.

If you have any questions, contact Dannie Wilson at BerryDunn (dwilson@berrydunn.com) or Laura Guttman, Director of Strategy and Planning (lguttman@epd.org or 630-993-8920). [Click here](#) for more information about Elevate Elmhurst Parks. The survey will remain open through the end of day Thursday, August 17, 2023.

1. What is your employment status?

- Full-time
- Part-time
- Summer Seasonal

2. How long have you worked for Elmhurst Park District?

- Less than a year
- 1-5 years
- 6-10 years
- 11-15 years
- 16-20 years
- Greater than 20 years

3. In which department do you work?

- Facilities
- Special Use Facilities (Courts Plus, Wilder Mansion, Sugar Creek)
- Parks
- Recreation
- Administrative Support (Administration, Finance, Human Resources, Information Technology, and Marketing and Communications)

For each statement, check the box that best matches how you feel (strongly disagree, disagree, undecided, agree, strongly agree). Note: there are questions that relate to the entire District and others that relate to you or your Department/area.

4. District Culture

	Strongly disagree	Disagree	Undecided	Agree	Strongly agree
I know the District's mission	<input type="radio"/>	<input type="radio"/>	<input type="radio"/>	<input type="radio"/>	<input type="radio"/>
It is clear to me how my role contributes to the District's success.	<input type="radio"/>	<input type="radio"/>	<input type="radio"/>	<input type="radio"/>	<input type="radio"/>
I have a clear understanding of the District's organizational values.	<input type="radio"/>	<input type="radio"/>	<input type="radio"/>	<input type="radio"/>	<input type="radio"/>
I feel inspired in my job.	<input type="radio"/>	<input type="radio"/>	<input type="radio"/>	<input type="radio"/>	<input type="radio"/>
We have a safe work environment.	<input type="radio"/>	<input type="radio"/>	<input type="radio"/>	<input type="radio"/>	<input type="radio"/>
I have people to confide in at work.	<input type="radio"/>	<input type="radio"/>	<input type="radio"/>	<input type="radio"/>	<input type="radio"/>
The District provides the balance I need between work and personal life.	<input type="radio"/>	<input type="radio"/>	<input type="radio"/>	<input type="radio"/>	<input type="radio"/>

5. **Recognition and Feedback**

	Strongly disagree	Disagree	Undecided	Agree	Strongly agree
I know what is expected of me at work.	<input type="radio"/>	<input type="radio"/>	<input type="radio"/>	<input type="radio"/>	<input type="radio"/>
I receive recognition and praise for my work.	<input type="radio"/>	<input type="radio"/>	<input type="radio"/>	<input type="radio"/>	<input type="radio"/>
I feel comfortable going to my supervisor for help.	<input type="radio"/>	<input type="radio"/>	<input type="radio"/>	<input type="radio"/>	<input type="radio"/>
My supervisor provides effective feedback regarding my performance.	<input type="radio"/>	<input type="radio"/>	<input type="radio"/>	<input type="radio"/>	<input type="radio"/>
My supervisor is checking-in with how I am doing regularly enough.	<input type="radio"/>	<input type="radio"/>	<input type="radio"/>	<input type="radio"/>	<input type="radio"/>

6. Career Advancement, Training, and Development

	Strongly disagree	Disagree	Undecided	Agree	Strongly agree
I receive the training I need to do my job effectively.	<input checked="" type="radio"/>	<input type="radio"/>	<input type="radio"/>	<input type="radio"/>	<input type="radio"/>
This last year, I have had opportunities at work to learn and grow my skills.	<input type="radio"/>	<input type="radio"/>	<input type="radio"/>	<input type="radio"/>	<input type="radio"/>
The process for career advancement/promotion is transparent for all employees.	<input checked="" type="radio"/>	<input type="radio"/>	<input type="radio"/>	<input type="radio"/>	<input type="radio"/>
All employees have equitable opportunities to advance their career here.	<input type="radio"/>	<input type="radio"/>	<input type="radio"/>	<input type="radio"/>	<input type="radio"/>

7. Teamwork, Collaboration, and Customer Service

	Strongly disagree	Disagree	Undecided	Agree	Strongly agree
My coworkers treat me and each other with respect.	<input checked="" type="radio"/>	<input type="radio"/>	<input type="radio"/>	<input type="radio"/>	<input type="radio"/>
My coworkers collaborate to improve processes and solve problems.	<input type="radio"/>	<input type="radio"/>	<input type="radio"/>	<input type="radio"/>	<input type="radio"/>
I have access to someone who can help me when I'm stuck.	<input checked="" type="radio"/>	<input type="radio"/>	<input type="radio"/>	<input type="radio"/>	<input type="radio"/>
I get the support I need from other Departments.	<input type="radio"/>	<input type="radio"/>	<input type="radio"/>	<input type="radio"/>	<input type="radio"/>

8. **Diversity, Equity, Inclusion, and Belonging**

	Strongly disagree	Disagree	Undecided	Agree	Strongly agree
The District's culture supports the inclusion and equitable treatment of all employees.	<input checked="" type="radio"/>	<input type="radio"/>	<input type="radio"/>	<input type="radio"/>	<input type="radio"/>
I feel my unique identity and background are valued.	<input type="radio"/>	<input type="radio"/>	<input type="radio"/>	<input type="radio"/>	<input type="radio"/>
I feel like I belong at the District.	<input checked="" type="radio"/>	<input type="radio"/>	<input type="radio"/>	<input type="radio"/>	<input type="radio"/>
At work, my opinions seem to count.	<input type="radio"/>	<input type="radio"/>	<input type="radio"/>	<input type="radio"/>	<input type="radio"/>
If I saw something wrong at work, I would feel comfortable reporting it.	<input checked="" type="radio"/>	<input type="radio"/>	<input type="radio"/>	<input type="radio"/>	<input type="radio"/>
In the past year, the District has made progress in focusing on diversity, equity, inclusion, and belonging (DEIB) efforts.	<input type="radio"/>	<input type="radio"/>	<input type="radio"/>	<input type="radio"/>	<input type="radio"/>

9. **Communications**

	Strongly disagree	Disagree	Undecided	Agree	Strongly agree
The District's communication tools and channels are effective.	<input checked="" type="radio"/>	<input type="radio"/>	<input type="radio"/>	<input type="radio"/>	<input type="radio"/>
Communication between Departments is effective.	<input type="radio"/>	<input type="radio"/>	<input type="radio"/>	<input type="radio"/>	<input type="radio"/>
I get all the important information I need to do my work.	<input checked="" type="radio"/>	<input type="radio"/>	<input type="radio"/>	<input type="radio"/>	<input type="radio"/>
I feel informed about District news, future plans, and operations.	<input type="radio"/>	<input type="radio"/>	<input type="radio"/>	<input type="radio"/>	<input type="radio"/>

10. **Resources and Operations**

	Strongly disagree	Disagree	Undecided	Agree	Strongly agree
I have the materials and equipment I need to do my job successfully.	<input checked="" type="radio"/>	<input type="radio"/>	<input type="radio"/>	<input type="radio"/>	<input type="radio"/>
We have enough staff members to do the work that must get done.	<input type="radio"/>	<input type="radio"/>	<input type="radio"/>	<input type="radio"/>	<input type="radio"/>
The District is flexible and can adapt to change when needed.	<input checked="" type="radio"/>	<input type="radio"/>	<input type="radio"/>	<input type="radio"/>	<input type="radio"/>

11. Within the next five years, what would improve the employee experience at the Elmhurst Park District?

12. What is the most important thing the Park District should prioritize and add in its comprehensive and strategic plan (can relate to parks, facilities, programs, finances, communications, internal operations, etc.)?

13. Would you like to give more information about any of your responses? If so, please include the number of the statement you are discussing.

C3. District Culture Survey Follow-up Feedback

C3.1. Background

At the District's November 15, 2023 Full-time All-staff Meeting, staff were provided an Elevate Elmhurst Parks process update and presented a summary of the Employee Culture Survey results. After the presentation, staff worked together in six smaller groups to brainstorm ideas on how the District can improve the organizational culture and employee experience. Each group generated ideas in response to six open ended questions that focused on lower rated Employee Culture Survey question responses. Sixty-four (64) employees attended the meeting and represented all District departments and organizational levels.

After the All-staff Meeting, all full-time employees were emailed a follow-up online survey link to provide another feedback opportunity if they could not attend the meeting or had additional

ideas to share. The anonymous survey included the same six open ended response questions shared at the All-staff Meeting. The compiled All-staff Meeting feedback to each question was listed after the relevant online survey question so employees could review the ideas shared prior to responding to the survey questions. Available from December 11 to 20, 2023, thirteen (13) employees completed the online survey.

C3.2. Findings

The Full-time All-staff Meeting and online survey verbatim feedback is provided in this section (all verbatim ideas are grouped by category):

QUESTION 1: HOW CAN THE DISTRICT HELP PROVIDE EMPLOYEES BALANCE BETWEEN WORK AND PERSONAL LIFE?

- **Paid Time Off (6 comments):** Increase vacation accruals; More vacation/sick time to start and faster accrual rates; Paid day for volunteering; Longer paid parental leave; more recognized paid holidays; Recognize more holidays - that coincide with school schedules.
- **Staffing and Schedules (6 comments):** Flexible hours; flexible overall work schedules; Rotating on-call departmental supervisor; Seasonal schedules; Planning better as a district with BIG projects (Early in the year versus cramming at the end - District calendar); District getting ahead in staffing.
- **Four-day workweek (5 comments):** 4 day work week (even for parks); Flexible hours that include option of 4 day work week; 4 day work week; Working 4 days 10 hours shifts; 4 day work week.
- **Compensatory time (4 comments):** Comp time; Comp time; Comp time for exempt employees; Comp time is a big thing. People can be working 8/10 hrs over a weekend. Quite possibly working an entire weekend and then need to be back at work on a Monday. It burns you out.
- **Lunch Break (3 comments):** Paid lunches; Longer lunchbreak when doing a healthy activity; Allow for an extended lunch of 20-30 minutes (2-3 days a week) so staff to utilize Courts Plus during their lunch break.
- **Work from Home/Remote Work (3 comments):** Work from home opportunities; More flexibility in remote work schedules; WFH flexibility has been mentioned but is SO beneficial for those with a commute. I spend an hour and a half of my day just in my car but when I can work from home, I get to spend more time with my family and can be logged on even sooner than when I could be in the office. My availability actually increases when I'm at home. I've never understood the resistance because no one knows where I'm at anyway if they're not in the same building. I'm always free by

phone, email or Teams so as long as the lines of communication are open and responsiveness is there, I don't understand the push back from some.

- **Bring to Work Days (2 comments):** Bring pet/kid/significant other to work day; Bring kids to work days.
- **Employee Activities (2 comments):** Employee family picnic or event; Meditation time/classes (yoga for employees).
- **Compensation (1 comment):** Pay Increase.
- **Program Benefits (1 comment):** Reevaluate programming benefits.
- **Training (1 comment):** More training on corrective actions for supervisors to quickly identify staff that are not good fits.
- **Miscellaneous (1 comment):** I feel lucky to have a position where there is flexibility to do things like work from home. The only thing I can think of for my position is to have two of me haha.

QUESTION 2: HOW DO YOU WANT TO RECEIVE RECOGNITION AND PRAISE FOR WORK?

- **Compensation (7 comments):** Compensation to cover extra duties e.g., medical leave pat/maternity leave; More compensation tri-annual; Compensation for extra duties; Pay increase; Compensation related to values program; compensation related to values program; No longer have staff do the self evaluation for merit increase. One time bonus for staff who are living and exceeding EPD Values. Recipients decided by Directors as a whole.
- **New External Recognition Ideas (5 comments):** Recognition wall at each facility; Wall of fame; Employee of the month parking spots; Social media recognition; I like the idea of doing years of service recognition on social media and linkedin. I think it would be good for the community to put a face with a name. It makes it more personal.

- **Recognition from Supervisor (5 comments):**

One-on-one recognition for supervisor; I agree with the one on one recognition from the supervisor; In the moment recognition from supervisor; recognition from supervisor; Recognition from supervisor and on performance reviews.

- **Compensatory Time (4 comments):** Time compensation granted by supervisor ex: day/hour off for extra work; Comp-time for exempt employees - working long night hours but needing to be at work the next day; Comp time, similarity for exempt and non-exempt employees; Different supervisors apply the idea of comp time and others believe it doesn't exist. Receiving phone calls at home and coming in to work for special services and emergencies then being treated like no big deal.

- **Values Recognition Program (3 comments):** Recognition during all-staff meetings (values recognition); Values Recognition Program luncheon for those recognized (with food); time off/accrue personal time related to values program.

- **EPD Swag Store (2 comments):** New EPD swag "store"; I do like the swag store idea, but that will need to be added to the budget.

- **Equity and Respect (2 comments):** Equal across departments; Respect. Acknowledgement of the work being done both ways from management and peers.

- **Schedules (2 comments):** Shift differentials - odd hours i.e., 3am; Longer lunch, leave early late in.

- **Part-time Recognition (1 comment):** Consider part-time employee service awards.

- **Miscellaneous (1 comment):** Staff recognizing their supervisor.

QUESTION 3: WHAT SPECIFIC THINGS CAN THE ELMHURST PARK DISTRICT DO TO MAKE CAREER ADVANCEMENT/PROMOTION OPPORTUNITIES MORE TRANSPARENT?

- **Create and Encourage Career/Training Pathways and Opportunities (10 comments):**

create career paths for each employee based on their goals; Open dialog with supervisor and encouragement toward skill enhancement with career learning seminars/certifications; Position training pathways; Training pathways; What skill needed for next level - list qualifications; Does education/experience grant advancement?; Encouragement/learning of IPRA opportunities; Allow for multiple certifications and memberships to organizations that are specific to the position. Support ongoing learning opportunities for growth in current role and future roles.; Create bank of funds for staff who want to become a member of IPRA or another institution so funds do not come out of departments Continuing Ed.; Cross training. Providing a more community base perspective when engaging with different areas. It then opens up the door to interest in some of the potential career advancement opportunities. Also clear communication in what the position entails, what the department is looking for.

- **Job Postings (6 comments):** List job opportunity in department first; Share opportunities with staff; Job board in each facility; I like that jobs are now included in the staff newsletter. That's helpful to know. But maybe postings by time clocks or in break rooms.; employment opportunities can be placed in the employee newsletter. Not necessarily stuff like a lifeguard but jobs that would be looked at as a full-time career path opportunities.; Create policy to advertise.

- **Internal Hiring (3 comments):** internal hiring first; Hire/search from within BEFORE posting.; Look internally first.

- **Transparency (3 comments):** More transparency on financial contribution for continuing education; More promotion of tuition reimbursement policy (explanation); Different grades and salaries easier to find.

- **Limited Advancement Opportunities (2 comments):** Limited opportunities for advancement in certain areas; In some departments transition job roles have been eliminated, e.g., coordinator role.
- **Onboarding (2 comments):** New employee buddy system; Educate new employees with organizational chart.
- **Miscellaneous (1 comment):** Have ALL candidates apply and interviewed for positions available.

QUESTION 4: WHAT STEPS CAN THE ELMHURST PARK DISTRICT TAKE SO EMPLOYEES CAN FULLY PARTICIPATE TO FEEL THEY BELONG?

- **Employee Activities (10 comments):** Cross-departmental activities; Employee (frisbee) golf; Impromptu get togethers; Bring back SPARK!; I think they do a good job. Maybe more lunchtime activities for bonding and breaking up the day.; informal social gatherings; Informal events, cross-departmental events; I also love the trivia events and other EAT team activities. I agree to bring back the chili cook off. Those are great chances to meet and get to know staff from other departments.; some of the event people like we don't have anymore. chili cook off, NCAA basketball tournament pizza party, the golf drive, chip and putt. Just simple gatherings for fun. Now it seems like it needs to be a cultural thing. some times people just want to hang out and enjoy something easy and fun.; Lunch time workout/activity class.
- **Event Timing and Participation (10 comments):** Multiple shift offerings; Change up times of events (include all shifts); Employee advocated who INVITE staff to events; Evaluate part-time (and full-time) employee participation in events policy; Support part-time staff who would like to participate; Full-time staff work part-time shift so employees can attend; They may need to shut down offices for brief periods so everyone can participate. My vet office does that once a month or so. I'll get an email or text alert in advance saying they'll be closed from 12-2 for staff meetings.; Drop employee participation. To many people cannot

attend due to hours working and location.; Opportunity for hourly staff to volunteer for events without the expectation of getting paid.; I actually think the park district does a good job with this. My past employers did not offer much, if any, employee activities and those that did barely put in effort into it. The one thing I would remove from the list in evaluating who is participating. I think that can/will make people feel like they are being graded on whether they attend events and may create animosity towards their supervisor.

- **Collaboration and Two-way Communication (4 comments):** Cross-departmental brainstorming activities; combination of cross departmental work activities; Quarterly associate brainstorming sessions. Create a steering committee/work group of employees to provide feedback (unvarnished) to park board.; More collaboration. Making the staff feel seen and heard from different perspectives but also understanding that there are some hard stops or hurdles that need to be overcome and being comfortable with communicating the good and the bad. It gives a sense of authenticity and respect.
- **Recognition (2 comments):** Birthday recognition/celebration; Supervisor support & encouragement/whole department & coworkers.
- **Information Sharing (1 comment):** All-staff meeting topics for part-time (budget).

QUESTION 5: HOW CAN COMMUNICATION BETWEEN DEPARTMENTS BE IMPROVED?

- **Information Sharing (9 comments):** All-staff department Q&A; What's available across the district; Human library; Send photos along with work orders. Be as detailed as possible!; Communicate weekly district happenings; Trickle down information; Emails from supervisors works for me.; There are so many departments that I think it'll be hard to do updates in the staff newsletter or at all staff meetings. Info should trickle down, and it doesn't sound like that's happening.; your making changes to all these items by

using technology some employees don't have a technology base and don't know how to use them.

- **Collaboration and Two-way Communication (7 comments):** Begin dialog and ask questions about how specific departments can help other departments become more efficient.; Division Manager meeting only; Director - Division Manager rotation to staff building meetings (monthly); Include all staff that is working events to event meetings; Regularly scheduled department check-ins; regularly scheduled department check ins; weekly rotations. It may not always be department heads but just members or representatives do check ins with most collaborated with departments. This helps improve the working relationship.
 - **Technology (6 comments):** District-wide naming conventions for file storage; Upgrade technology (phones); Coworkers should utilize FaceTime to communicate efficiently; FAQ ability (Bamboo); Better utilize Teams and Bamboo to search for responsible party of event/project/daily work task; Utilization of Microsoft Teams.
 - **Calendars/Schedules (4 comments):** Sharing department calendars; Utilize the shared district calendar; Master calendar including work areas and projects.; Schedules posted.
 - **Cross Training (4 comments):** Cross training; Trades cross training; Trades cross-training; Shadowing.
 - **Employee Activities (4 comments):** Lunch mixers; Cross-department extracurricular activities (ex. Softball); cross-department extracurricular activities; Monthly meetings.
 - **Newsletter (2 comments):** Department updates in EPD Newsletter; Additional newsletter (more in depth).
 - **Miscellaneous (1 comment):** Library of EPD assets that anyone can access.
- QUESTION 6: WHAT SPECIFIC STAFF POSITIONS, TOOLS, MATERIALS/SUPPLIES, OR TRAINING NEED TO BE ADDED OR ARE LACKING TO DO THE WORK THAT MUST BE DONE?**
- **Technology (software, training, equipment, etc.) (11 comments):** Naming conventions for files - easier to find needed files; Have BSA create budget worksheets; Microsoft Office Training (Word, Excel, Email); Make one note available through 365 and training; Computer literacy training (BambooHR, TalentLMS, ActiveNet); Utilize FaceTime. Most staff have smart phones. Upgrade iPhones SE to latest model and or tablets; Smart phone usage training; Issue: lack of parks smart phones; Maybe work iPads?; ipad/tablet for supervisors to use the new maintenance software program easier on the go. Committed time for staff to do online training modules. I like the majority of the rest that is on the list; Improve efficiency and smoother use of software P.O.S. and credit card processing at golf course to reduce down time and/or slower transactions.
 - **Vehicles/Tools/Equipment (except technology) (8 comments):** Facilities: truck; Own multiple size lifts stored offsite so no need to rent; Another lift truck for tree trimming; Scissor lift; lift truck for tree work; Parks: back-up tools if there is one in repair; Top loading washing machine; color capable large format printer / plotter. Could be utilized by multiple positions for creative work.
 - **Staffing (7 comments):** Additional athletic parks staff; More registration staff; Trade position budget; Assistant Park Planner Position; Designated Safety staff. This will help in training across the board and also be more department focused when it comes to a break down across the seasons.; Possibly a Division Manager for Marketing. With more programs, events and staffing increasing we need more marketing materials and more opportunities for marketing that is done in a timely manner.; FSI staff: increased compensation.
 - **Training (except technology) (6 comments):** More opportunities for cross training; Cross training across buildings for coverage;

Committed time for skills training - 5/10 hours; Defensive driving training; Horticulture training class for identifying plants versus weeds; Horticulture training/plant & weed I.D. for all parks staff.

- **Workspace (3 comments):** Ergonomical desks; Innovative work station solutions: Wagner, Smalley; Minor updates to and utilize 225 to provide work space for associates working in open space.
- **Procedure Manual Updates and Training (2 comments):** Procedure manual updates; Provide procedure training updates as they change.
- **Storage (2 comments):** Yard or cold storage at Berens; more storage facilities for parks vehicles and tools.
- **Building Access (1 comments):** More building access.
- **Employee Teams (1 comment):** Evaluate teams structure - multiple on many.
- **Schedules (1 comment):** Cross department given realistic timelines for the people who need to complete the task.

C3.3. Next Steps

In late November 2023, the EEP Staff Team utilized this feedback to help develop the EEP Long-term Strategy objectives and Action Plan tactics (to implement priorities and goals) for the Thriving Culture priority. Under this priority, objectives include:

- Enhance employee development opportunities
- Improve employee communication between departments and staff levels
- Continue fostering a culture of belonging
- Enhance employee benefits, compensation, and recognition to remain competitive with market and ensure equity

Implementation tactics to address these objectives will reflect the specific ideas shared by staff. The District has already implemented some of the suggestions such sending all employees full-time job postings via email and others are being evaluated by reviewing employee benefits. The Management Team will continue to use the feedback to integrate suggestions into future EEP action plans or as part of Department work plans. Also, opportunities will be provided to part-time staff to provide similar feedback in 2024.

APPENDIX D

COMMUNITY ENGAGEMENT

D1. Phase 1 Community Engagement Summary

D1.1. Introduction

The Elevate Elmhurst Parks community engagement strategy is broken into three phases. This report summarizes findings from Phase 1 engagement activities, which included the following:

- Six focus groups
- Three engagement booths and an open house
- Online engagement activities via the interactive project website
- Discovery sessions with leadership: Park Board of Commissioners (Board), Elmhurst Park District (District) Staff Team, and the Elevate Elmhurst Parks Steering Committee (Steering Committee)

The cornerstone of Phase 1's strategy was to provide a variety of methods, days, times, and locations for the community to engage with the process. Whether in person at events, in small group meeting settings, or from the comfort of their homes, community members were encouraged to share their feedback. In addition to these structured opportunities, residents could also provide feedback via email and on comment cards available at District facilities and events.

Information gathered during the Phase 1 community engagement process will be used to inform Phase 2, which includes the community needs statistically significant survey and the same survey separately available online, as well as the consulting team's overall analysis.

D1.2. Leadership Discovery Sessions

Discovery sessions were held with the Board, the Elevate Elmhurst Parks Staff Team (EEPST), and the Steering Committee. This section summarizes each group's discovery session.

Board of Commissioners

One of the first steps in a successful comprehensive and strategic plan is understanding the needs and expectations of District leadership. During Phase 1 of this project, BerryDunn led eight one-on-one interviews with Board members and the Executive Director. The discovery sessions focused on:

- Desired outcomes
- Community expectations
- Future needs
- Apprehensions

Overall, Board members were excited about the Elevate Elmhurst Plan. Each shared that they liked the path paved by Vision 2020, noting this process should continue that journey. Several members mentioned they are interested in setting challenging—yet implementable—goals within the plan.

Community engagement is a priority for the Board. Each member expressed a need to obtain as much feedback as possible from users and non-users throughout the District. The Board's requested engagement techniques included an online platform, focus groups, pop-up events, a statistically valid survey, and open houses. The Board also expressed the importance of diversity and inclusion, emphasizing these as focus areas. Several commented about the need to help ensure that non-English speaking residents and minority groups have a voice in the process.

Consistently, Board members mentioned the need to upgrade outdated facilities and create new spaces, including a new recreation center and playfields. The District has repurposed many facilities; however, the buildings and spaces are not conducive to the recreational needs of the community. Many programs have waitlists due to limited space, and fields cannot handle the variety and amount of use by sports teams. Pending community feedback, the Board mentioned an upgraded facility might include multiple courts for tennis, basketball, and pickleball; turf fields; and, possibly, an indoor pool. Several Board members also mentioned the need to continue eliminating “park deserts,” identified in the Vision 2020 plan; however, they recognize the lack of available land in Elmhurst.

Leadership frequently commented that the community supports the District, as the District has continued to provide high-level service despite facility challenges.

Board members and leadership expressed concerns about the community supporting funding for requested upgrades, as a previous effort to go to referendum was postponed due to lacking public support. Therefore, public education regarding the financial implications of these upgrades will be necessary. One commissioner also expressed concern that the community may confuse this effort with an overall City initiative, noting the City may become too “involved.”

Elevate Elmhurst Parks Staff Team

The EEPST comprises 20 District staff members who hold both formal and informal leadership roles and have a range of tenures from one to 29 years. An intern also participated in the first discovery session meeting.

When asked what makes EEPST members most proud of working for the District, many comments were related to the work environment culture. Team members appreciated that they live the District’s value of fun; feel valued; work in a family, flexible atmosphere; and have opportunities to grow and learn. Work product was noted as important by several participants, using phrases like “meaningful work,” “doing good work,” and “creating a legacy” as reasons for their pride.

When asked about emerging trends facing the District, and/or services the community seeks, staff cited examples such as:

- Pickleball
- Indoor space
- More programs and spots in programs like after school and camp
- Dog parks
- Registration perceptions

When the consulting team asked about registration perceptions, staff said the community feels intense pressure to secure available spots in some service areas, noting this pressure is also felt by the local YMCA and school district due to high participation rates. In many cases, panic purchasing generates longer-than-necessary waitlists that often clear after schedules are sorted out.

The EEPST participated in a strengths, weaknesses, opportunities, and threats (SWOT) exercise. In this exercise, each participant provided an idea, which everyone else could “like” with a checkmark or star. Figure D1 captures the key themes gleaned for each SWOT area:

Figure D1: EEPST SWOT Themes



When asked if the District could accomplish one thing through this planning effort, what would it be, the top three answers included:

- Remodel and revamp the athletic fields
- Pass the referendum (to have fiscal resources for facility and amenity changes)
- Develop training curriculum for various career paths to help staff grow and stay with the District

The group expressed optimism about the District's ability to improve the community through Elevate Elmhurst Parks initiatives, with two-thirds of the respondents indicating they were confident or very confident in the District's ability. The remaining respondents provided a neutral rating.

Steering Committee

The Steering Committee comprises 10 key community leaders, the District's Board President, and three District staff. Its purpose is to provide inclusive and collaborative cross-representation from a variety of community stakeholders that will demonstrate the District's desire for a transparent and engaging process. The Committee's role is to serve in an advisory capacity, representing their respective community-based entity's perspective. The kickoff meeting affirmed that the participants would serve as project ambassadors, provide feedback and representative insight, and will affirm the planning process is transparent, engages a wide variety of community perspectives, and responsibly plans for the District's future.

When asked to define what Committee members hoped to see as a result of the project, outcomes included:

- A realistic but visionary plan for the community
- A defined role for the District in the community; a re-examination of existing services to determine whether current services are still appropriate for new generations
- Inclusive processes and outcomes for all residents—beyond only people with disabilities—to help ensure equitable experiences
- Continued partnerships and collaborations that make Elmhurst an even more attractive place to live or go to school
- A focus on social determinants of health
- Increased relevance—being and staying relevant for different needs
- Prioritized community wants

The Committee advised the team to consider all voices in the community, as it has evolved over time, and more effort might be necessary to reach the quieter voices. One member encouraged the use of local nonprofit organizations to help share information about the planning process.

Ways in which the Committee hopes to see the community improving because of this process include:

- A stronger sense of community. If people are involved, they feel more invested. People need to feel like they are heard.
- Implementation of the plan—financial or restructuring.
- Excitement and more involvement in the community overall.
- Focus on social determinants of health to improve the health of the community overall. The District should be the glue that keeps the community together in advancing healthy lifestyles.

- Continue the current vision: “We enrich lives while having fun.”
- The District continues to attract people into the community to live, work, and play.

D1.3. Focus Groups

Four in-person and two virtual focus groups garnered community insight and feedback, which is summarized in this section. Five of the focus groups were open to the public; one of the virtual focus groups was specifically designed for stakeholder participants.

Public Focus Group Feedback

What the District Does Well

VARIETY OF PROGRAMS

The variety of programs was cited as a strength in every focus group session. Participants recognized that the District tries to serve the entire population—from youth and older adults to people with disabilities—and offer an opportunity to try “anything.” Programs such as gymnastics, dance, and summer camp were identified as strengths. Events such as movies in the park, party in the park, and egg hunts were revered for their community feel and fun.

PARKS

Participants frequently noted their appreciation of parks and open space, using words/phrases such as “wonderful,” “feel safe and updated,” and “well-used.” Often, participants interchanged the word “park” when the context of their comments referenced “playground,” which is something the consulting team had to carefully interpret. For example, when participants indicated they wish the “parks” to be updated more often, it was in the context of discussing playground equipment. The variety of playgrounds, especially for small children, was appreciated. One participant was happy to see more accessible playgrounds integrated. Centennial and Berens Parks were specifically noted for recent improvements and for being “massive and nice.”

COMMUNITY CONNECTION

Several participants indicated that they felt the District asks for the community's input, listens, and seeks to continuously improve—to the point that the District helps them feel like part of the community. Participants commented that marketing efforts, such as signs, banners, and online catalogs, “get the word out.”

FACILITIES

While participants largely cited facility improvement opportunities, some did note that—despite what it cannot control—the District does its work well. One participant said the District does a “decent” job of renovating and updating spaces.

Improvement Opportunities

When participants were asked to cite the first things they think of regarding the District, “needs maintenance” was one of the first comments. Improvement opportunity themes centered on athletic fields, parks, facilities, programs, and registration.

ATHLETIC FIELDS

While parks were revered for their open space and playgrounds, sports field maintenance was not. Participants said the baseball fields are too dry; the rectangle grass fields often do not dry; and athletic fields are “not in good shape” due to deferred maintenance. Participants also cited other neighboring communities as having higher quality fields and much better field conditions. Additional improvement suggestions included shade for both participants and spectators and field maps.

PARKS

Several participants indicated that they would like to see playgrounds updated more frequently, expressing one playground per year was not enough. They also noted the presence of

“eyesores,” including weeds in Wilder Park and Wild Meadows Trace, as well as overgrowth at the Berens miniature golf facility. The value of service for the price paid to use the splash pad did not align for several participants, as some cited better experiences at splash pads in Glen Ellyn and Lombard. Participants indicated that park spaces are used so much that it is “limiting and not easy to get space.” Park improvement suggestions included:

- More shade, awnings
- Electricity
- Bathrooms
- Fitness equipment
- Bandshell
- Dog park
- Pickleball courts
- Waterpark
- More dedicated asphalt trails and paths
- Better accessibility to fields for people with mobility issues
- Athletic fields: more permanent lighting, improved maintenance Facilities

FACILITIES

Numerous focus group participants requested updated and/or new indoor facility spaces. Participants indicated they would like the District to create an indoor facility, which would serve as a central hub for indoor activities and a place to recreate during the winter months. The indoor facility should have a walking path, indoor pool for swim lessons, and a place for teens.

“Too many people in tennis leagues take over the courts and private lessons. It’s being treated like a private club.”

Courts Plus garnered a plethora of operational and facility-based observations. The courts themselves garnered comments that highlighted differing opinions between tennis and pickleball players. Pickleball player respondents asked for the District to maintain a certain number of tennis courts for pickleball and promote open play. In addition to operational suggestions and concerns, participant interactions were mentioned as a concern, specific to the notion that “pickleballers do not want newbies to play with them.”

Courts Plus fitness also received comments that the walking path and fitness center are too small. Operationally, participants felt that Courts Plus could be “run better” and that participant feedback “falls on deaf ears.” The Courts Plus facility upkeep was a concern: “Courts Plus looks so dated, and it’s almost as expensive as FFC.” Some participants indicated that Courts Plus should be completely demolished and rebuilt, while others indicated they use “better facilities and offerings in Oak Brook for [a] lower cost as a non-resident.”

One participant rated the District facilities as “subpar” compared to neighboring communities, suggesting that Courts Plus and Wagner need a “major overhaul.” Intentional use and design of the Wagner waiting room to include books and activities for the waiting siblings was recommended. A participant said Smalley pool seemed like an often-forgotten amenity. Additional facility improvement suggestions included:

- Indoor walking track
- Artificial turf
- Sport courts
- Demolition and a rebuild of Wagner

- Indoor pool with deep water running area
- Kids play area
- Better dance space

PROGRAMS

Among focus group participants, child care was one of the only program areas cited as lacking. The top concern was the number of spaces available in summer camp and Rec Station (before- and after-school care). Offerings for older youth were also expressed as lacking. One participant indicated the following: “People are attracted to the District when the kids are young, and then they realize that the District doesn’t serve the older age groups.” Participants indicated they wish the District would offer:

- Rock Steady for individuals with Parkinson’s
- Programming for 2- to 4-year-olds during day, evenings, and weekends
- Music, piano, and voice lessons
- More summer concerts
- Adult programs, such as intramural sports (softball, sand volleyball, kickball/dodgeball tournaments)
- More fitness offerings outside of Courts Plus

REGISTRATION

Words used to describe the registration process included “disaster,” “nightmare,” and “cutthroat.” Some even likened it to the difficulty of purchasing “Taylor Swift tickets.” One participant indicated that, at times, they “didn’t even look at the guide because I know we won’t get in based on the popularity. It has gotten better, but classes still fill quickly.”

Barriers to Participating in Programs, Facilities, and Events

Focus group participants discussed barriers to participating in programs, facilities, and events. One indicated “we use everything; nothing holds

us back!” However, others provided several reasons they feel held back from participating in District services.

REGISTRATION

- Registration for tennis at Courts Plus is not online
- Technical issues during registration
- Waitlists (not being able to get into programs)
- Registration is so cutthroat for so many programs

FACILITY/FIELD BASED

- Do not like how Courts Plus is managed
- Fields are an impediment to our teams (never reseeded, in very bad shape)
- Wagner gym smells

NEEDS NOT SERVED

- Empty nesters, or those without kids (ages 55 – 70 years), are underserved
- Centennial is for adults aged 75+; it should be for active adults ages 55 – 70 years
- More programs for adults
- Preschool facility is old
- Classes could be longer and scheduled closer together (less of a break in between)
- Neighboring communities can provide better/different services: Oak Brook for the pool and gym; Bensenville for nature programs, soccer, softball, and baseball; and Oak Brook Terrace for the nature center and summer camps
- Pool passes are cost prohibitive, and the splash pad at Berens is expensive. A 4 p.m. closing time is too early.

Communicating With Residents and Creating Awareness

Participants indicated that the program guide is good, but they must be willing to look for programs online if they do not receive the printed guide. Other participants felt they received the District’s emails and see the banners; one participant indicated, “if you’re plugged in, you’re good!” Suggestions for improvement included:

- Give opportunity to opt in for specific, targeted information
- Partner with organizations for more promotion (e.g., the City’s Front Porch newsletter, schools)
- Build more awareness around Board meetings: publicize, record, make more accessible, send meeting minutes
- Promote current initiatives better (i.e., new dog park, new registration software)

Underserved Groups

When asked if they could think of any underserved populations or groups, participants provided the following suggestions:

TEENS

- Adults
- Active adults ages 55+
- Families in economic need
- People with disabilities
- “People not into sports are likely underserved”
- “People who want a community gym or pool”

“Love the District! Looking forward to more opportunities to participate. Staff are awesome!”

Additional Comments

Participants asked that the District consider green space when planning for the future to not overdevelop the land. They also requested native species and solar power, noted the importance of planning for population growth, and suggested collaborating with partners, such as Walk and Rollers, the hospital, and baseball organizations.

Stakeholder Focus Group Feedback

Participants

A virtual stakeholder focus group included representatives from local entities such as athletic groups, non-profits, government agencies, and educational institutions. Groups that had representatives who participated included (17 attendees, over 45 organizations invited):

- City of Elmhurst Senior Commission
- City of Elmhurst Youth Commission
- College of DuPage
- DuPage Convention and Visitors Bureau
- DuPage County Division of Transportation - Trails Plan
- Elmhurst Airborne Basketball
- Elmhurst Baseball & Softball Leagues
- Elmhurst Center for Performing Arts
- Elmhurst City Centre
- Elmhurst Cool Cities Coalition
- Elmhurst Eagles Football/Cheerleading
- Elmhurst Historical Museum
- Elmhurst Parks Foundation
- Elmhurst Pride Collective

- Elmhurst Rugby
- Elmhurst University
- Honey Badgers Lacrosse
- Immaculate Conception Catholic Prep
- Team Elmhurst Soccer Club (TESC)
- Timothy Christian Schools

While all the stakeholder focus group participants were connected to the District through their existing partnership and/or collaborative relationship, 15 also personally used District services. Most used parks (13) and facilities (11), while others used events (7), trails (6), and programs (3).

Strengths

Stakeholders felt their relationship with the District was a key, positive strength. Four cited a strong sense of collaboration and three mentioned positive working relationships with District staff. Parks were deemed strengths by five participants. Three participants referenced the “new senior center” as a great partnership model and demonstration of listening to the community, and two cited Wilder Mansion as a key asset.

Weaknesses

Sports programs—and facility space to support them—was one of the first and most frequently mentioned weaknesses. Both indoor and outdoor sports spaces were described as lacking. Registration, the completion of the dog park, and an outdoor performance facility were also top of mind.

Major Issues

When asked what issues they felt the City and District were facing in the future, participants often mentioned meeting the needs of an increasingly diverse population (5) and meeting

the needs of competing and conflicting priorities of all stakeholders (3) concurrently. Similarly, the amount of available space (or lack of space due to being landlocked) was mentioned by four participants, often along with the need for indoor facilities (4). Fiscal considerations such as finite finances, funding, and high taxes were considered major issues to three participants. Outdoor sports fields were cited as issues by two participants.

Partnerships and Collaboration

While participants were quick to express an already strong relationship, they felt the District could strengthen and/or build new partnerships to provide more for teens, youth sports, promoting indigenous plants in area gardens, trail maintenance, summer camps, performing arts, and history museum lectures. One participant suggested the District continue to partner with local business with a large marketing reach to help reach a larger audience. While participants felt they had enough structured meetings with the District and did not need more, one participant suggested District staff attend their monthly meetings, to share partnering opportunities as they arise.

Poll Ratings

Participants were asked to rate the District on its parks and open space, facilities, events, programs, operations and customer service, communication

and awareness building on a scale of zero being poor, and 10 outstanding.

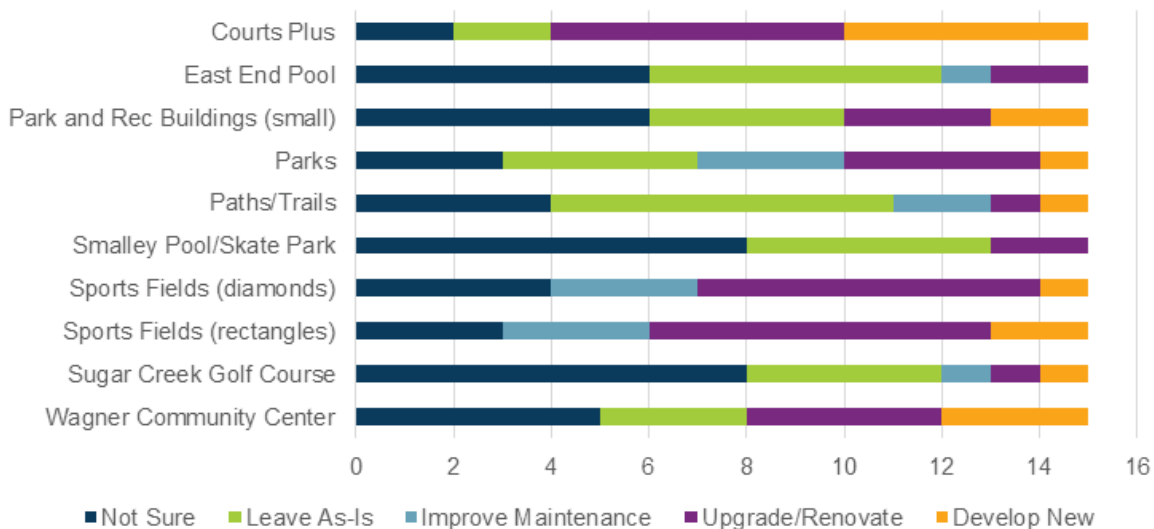
The Zoom poll resulted in the following scores:

- Operations/Customer Service: 8.19
- Programs: 8
- Communications and Awareness Building: 7.94
- Events: 7.69
- Parks and Open Space: 7.66
- Facilities: 6.16

After the poll, participants commented that they wished they had indoor facilities like Glen Ellyn, and outdoor fields that did not get rained out due to field conditions. While the District’s social media presence was commended by one participant, another indicated that rainout information was difficult to find.

Participants were asked, “How should the District proceed?” From the drop-down Zoom poll list, respondents indicated their desired outcomes as depicted in Figure D2:

Figure D2: Stakeholder Facility Feedback



D COMMUNITY ENGAGEMENT

A desire for change was most evident for Courts Plus, rectangular sports fields, diamond sports fields, and Wagner Community Center.

Programming/Underserved

Stakeholders felt the District could provide more history lectures, teen programming, youth instructional basketball leagues, and multigenerational programming. When asked if there were any underserved populations or groups to whom the District should increase its outreach, teens/preteens were mentioned four times; adults with medical needs and special needs populations were both mentioned twice. Other groups cited include adults, minority ethnic groups, and LGBTQ community members.

Additional Comments

Communication and transparency were at the top of participants' idea list when asked how the District could successfully implement the plan. Practical, specific, and prioritized initiatives were also identified as key to implementation. One person suggested an internal task force that focused on implementation, and another felt that major corporations could help fund major initiatives.

One participant indicated that while residents are interested in change, new and better amenities

cost money. They described the District's residents as having "champagne taste on a beer budget." Another participant suggested that the District "could do a better job of communicating the reasons that things didn't get done" to be sure the community understands the funding challenges. From an execution perspective, one participant suggested the District avoid "patching" as opposed to finding real solutions—even if the solutions are big and bold.

D1.4. Engagement Booths and Open House

Engagement Booths

Phase 1 was designed to include four pop-up style engagement booths at locations throughout the community. Three were held successfully, while the fourth was attempted at two separate District events—both of which were canceled due to inclement weather. The three successful booths offered participants at three unique locations and events the opportunity to engage with BerryDunn and District staff about the planning process and spread the word about Elevate Elmhurst Parks via rack-card handouts that doubled as comment cards. The handout also contained information about the planning process and a QR code linked to the project website.



The first booth was held at Berens Park on Saturday, June 3, 2023, from 10:30 a.m. to 12:30 p.m. Although only a handful of park patrons stopped by the booth, BerryDunn and District staff walked through the park, engaging participants at baseball and soccer games, the splash pad, tennis courts, The Hub playground, and along the paths. Patrons often remarked about seeing the email when given the handout. This feedback was refreshing, as it indicated patrons' awareness of the planning process as a result of the District's marketing efforts. Feedback gleaned through discussions included a desire for creating better rectangular fields, a northside dog park, enhancing the plaza area between the ball diamonds, and "fix[ing] Berens Park." Patrons made positive comments about the tennis courts and expressed appreciation for the planning efforts, indicating they would provide feedback through the project website.

The second booth was held before the Movie in the Park event on Friday, June 16, 2023, from 6:30 to 8:30 p.m. in Wilder Park. Most feedback gathered was from children; they enjoyed writing their feedback on the comment cards and often took time to draw their ideas. Three provided pictures of monkey bars and slides into the pool. Feedback specific to Pioneer Park included monkey bars; more swings (including a tire swing); slides; separate areas for little kids, big kids, and dogs; and no sand. Program ideas included cooking, sewing, and art classes; sports camps; and a talent show in a park. Finally, one adult asked the District to give more attention to the soccer fields, stating "the grass is terrible" and that the Oakbrook Polo fields were a great example of quality fields. Movie patrons received project handouts while they waited for the show to begin.

The third booth was held at the Elmhurst Family Pride Fest on Saturday, June 24, 2023, from 12 to 2:30 p.m. at Elmhurst Presbyterian Church. Numerous project handouts were shared with event patrons. Once again, many patrons expressed awareness of the Elevate Elmhurst Parks planning initiative and had already provided feedback online. Comments provided using the comment card box included a desire for a water park, for later hours at Courts Plus on summer weekends, and for pickleball courts (indoor and



D COMMUNITY ENGAGEMENT

outdoor). Patrons used a feedback board to share their sentiments about the District, noting it was “fantastic,” “fun,” “great,” “cool,” “amazing,” and “slay” (slang for something impressive or amazing).

The pop-up booths successfully generated community interest and awareness of the planning initiative. Patrons were generally receptive of the informational handouts and of reviewing the engagement tools on the project website. While the consulting team would happily accept feedback from people who were ready to provide immediate feedback, the approach of encouraging online feedback allowed the recipient time to think and peruse the site on their own time.

Open House

The final in-person engagement opportunity was held Tuesday, June 20, 2023, from 4 to 6 p.m. at Joanne B. Wagner Community Center. Open house participants could choose from a variety of feedback stations, including the following:

- Three ideas boards that asked participants how they would Elevate Elmhurst Parks, facilities, and/or programs/events using sticky note thought bubbles
- A design your dream park butcher-paper station

- A board where participants could suggest how the District could better serve their needs

Comment cards were also collected. Open House feedback included:

- Pool-related feedback included the desire for the pools to be open Memorial Day to Labor Day, for less expensive pool passes, for additional splash pad access to pool pass memberships, and for year-round pool for swim lessons.
- Park enhancement ideas included restrooms at Crestview Park, another tire swing at Berens Park, more story walks, dog parks, and a butterfly garden.
- One participant agreed that sports fields needed upgrading but wanted the District to consider the environmental impact of artificial turf and to retain the natural grass.
- Two participants asked for an outdoor hockey rink.
- Wagner Community Center enhancement suggestions included a remodel and security doors.
- One comment card requested a bigger sports facility, and a comment bubble suggested a sports complex like the Oak Brook and Glen Ellyn facilities.
- Programmatically, participants requested more summer camps, classes throughout the year, and programs in southern Elmhurst.
- Although not a District facility, mowing and hole repair in the Madison Early Childhood Center (District #205) field was requested.
- Although not a District facility, protection for walkers under the Glos Memorial Bridge was requested.



D1.5. Email

Residents provided email feedback; highlights from those messages are summarized below:

- Soccer fields are infrequently mowed and not maintained: filled with rocks, weeds, and dirt patches
- Add sand to sand volleyball courts and check the lights timing
- Baseball/softball fields are lacking, specifically on the south side of Elmhurst
- Rectangular fields and ball diamonds are not comparable to surrounding communities
- Add a wiffle ball field
- Place an outdoor concert venue at the old Lizzadro Museum site
- Consider adding space into Rec Station (before- and after-school care)
- Add more active adult activities for ages 55 to 70 years, particularly golf-related activities

- Support Elmhurst sports families with an indoor facility: soccer, basketball, open gym, indoor pool, and indoor track

D1.6. Social Pinpoint

Social Pinpoint is a powerful tool that helps agencies gather feedback and insights from the community. By utilizing advanced mapping and engagement features, Social Pinpoint allows organizations to easily collect and analyze feedback from a wide range of stakeholders. Elevate Elmhurst Parks used Social Pinpoint as its project website, serving as an information hub as well as an electronic community engagement platform.

The project website garnered over 15,000 site visits and generated over 260 ideas wall comments, 14 non-user survey responses, and 332 interactive map comments.

Through this analysis, BerryDunn aims to provide insights that can inform decision-making and help the District better meet the needs and expectations of their community. These insights can lead to recommendations that drive positive change and improve outcomes for all stakeholders involved.



Figure D3: Ideas Wall Categories



Below are the summarized bullet points of community member comments regarding District facilities:

INDOOR SPACE

There is a consensus that Elmhurst's current facilities for basketball, soccer, and baseball are subpar compared to neighboring communities, and upgrades are necessary to improve safety, quality, and the overall experience.

Many of the comments indicated support for the idea of an indoor sports facility as a revenue generator through various sports tournaments, and some suggested a partnership with a private entity.

There is high demand for an indoor fieldhouse for soccer football, volleyball, baseball, and basketball, like neighboring suburbs. Ackerman or Naperville Yard were referenced as benchmark examples.

Community suggested upgrades to current facilities like Wagner Community Center and Courts Plus.

POOLS

Some community members suggest alternating the opening of Smalley and East End pools on Memorial Day weekend.

Improvement and more activities for younger kids are desired at the pools, including additional slides.

There is a request for the pools to remain open on weekends through September.

There is a desire for an outdoor pool/water recreation setup similar to neighboring suburbs, offering more amenities and attractions.

Suggestions are made to open Smalley Pool earlier in the summer, provide family swim passes, and include splash pad admission in the regular swim pass.

The family locker rooms at the pools need improvement, including water temperature,

curtains, mirrors, hooks at wheelchair height, and cleaner changing areas.

PARKS

The concession stands at baseball fields and pools need improvement.

There is a need for more pickleball courts, both indoor and outdoor, to accommodate the growing popularity of the sport.

An outdoor patio at Courts Plus was suggested.

Maintenance and replacement of broken playground equipment should be ongoing rather than waiting to fully update entire playgrounds.

Concerns were raised about the condition and maintenance of restroom facilities.

Suggestions include constructing an overpass from the east side of Route 83 to Cricket Creek for improved access.

Disc golf enthusiasts suggest building a disc golf course on the west side of Eldridge Park.

SPORTS FIELDS

Improvements are required for Elmhurst's baseball and softball fields to match the quality of facilities in surrounding communities, including the installation of turf, grading of infields, lights, and addressing dangerous field conditions.

Respondents suggest installing synthetic turf infields at Berens Park for softball tournaments and regional events.

Respondents suggest better drainage and maintenance and lights for soccer fields.

Additional requests include fencing at Berens Park, and more lighted outdoor basketball courts.

Suggestions include adding overhead netting between fields, providing more hitting tunnels and bullpens, and enhancing amenities at existing baseball facilities.

D

COMMUNITY ENGAGEMENT

PICKLEBALL

Respondents express frustration with limited pickleball court availability, long wait times, and players going to other communities.

Suggestions include more pickleball courts, lights for evening play, and a bathroom facility.

Respondents request additional, dedicated outdoor pickleball courts with lights, including

at Wilder Park and Butterfield Park, that mirror Crestview Park.

Other suggestions include the addition of paddle tennis and platform tennis courts, the creation of a centrally located outdoor ice skating rink, and the installation of water bottle fillers near existing water fountains.

Below is a list of comments from the facilities category that received 10 or more up and/or down votes by community members:

Facilities Comments (direct quotes)	Up Votes	Down Votes
The strategy of redoing a single playground each year is not optimal. Not all playgrounds are utilized at the same rate and depreciate at the same rate. This leaves many of our most used playgrounds with broken equipment and play surfaces for years. It seems like a better, more equitable and environmentally friendly strategy would be to better maintain ALL playgrounds and replace individual pieces of aging equipment as needed. (i.e. Wilder)	50	0
The pools should remain open on weekends through September	46	0
1. Wagner center needs an update. 2. Illinois weather is terrible most of the year—we need an indoor sports facility for youth teams and lots more open gym time for youth at current facilities.	35	0
The restroom options at our parks are flat out disgusting. 1 port-a-potty for 5 fields at Eldridge is not enough, and so much so that it is overflowing at times. Can we invest in some permanent bathroom facilities that do not get taken away for winter months? There have been times we have a temperate day during a winter month and we have to leave the park because there is no place to go to the bathroom.	30	0
Elmhurst needs an indoor facility similar to Glen Ellyn’s Ackerman center: indoor basketball, volleyball, etc.	27	3
We need a fieldhouse in Elmhurst with multiple basketball courts. So many neighboring suburbs have much better basketball facilities.	26	2
Pool facility with more slides / activities for younger kids. Also improvements made to the mini golf / Hub facilities!	26	2

Facilities Comments (direct quotes)	Up Votes	Down Votes
There needs to be a better system for replacing broken playground equipment. Maintenance and replacement of broken equipment should be ongoing rather than waiting to fully update an entire playground.	23	0
It would be great to have swim lessons at Courts Plus and allow children to use the pool as well. Also, the Elmhurst tennis program for kids can be strengthened with stronger, passionate coaches.	22	0
Hi. Is there any plan to building an indoor sports complex for soccer, volleyball, baseball, basketball? There appears to be a huge demand for such a complex. Is it a function of money? Or finding the right space?	21	3
I think both East End and Smalley Pool should open on Memorial Day weekend! I grew up in Arlington Heights with 7 pools and they were all staffed and open Memorial Day weekend! I understand in August with kids going back to college having one open with reduced hours. Why is Smalley always so late with opening? Additionally, there should be a family pass option. Families with more than 2 kids are paying a ton! It should be a set family fee or individual passes if that's cheaper.	21	0
We recently moved to Elmhurst and immediately got involved in numerous sports. We can't believe the condition of the fields and facilities Elmhurst has to offer. They are by far the worst we have been to, seen and played at. With the abundance of kids involved in sports in Elmhurst, we also can't believe there are no indoor facilities or sports complexes to support all sports. Turf, an indoor sports complex and maintaining baseball/softball and soccer fields would be a nice start.	21	0
Elmhurst needs an indoor basketball facility	20	2
Open Smalley pool earlier in the summer. Parents with small kids on the South side of town need a place to cool off and not have to wait until Mid June. Also I dont feel like there should be a separate fee for the splash pad. Admission should be included in the regular swim pass. It is very pricey for families with multiple kids. Also it would be nice to offer a family swim pass.	20	0

D

COMMUNITY ENGAGEMENT

Facilities Comments (direct quotes)	Up Votes	Down Votes
The baseball facilities are extremely low quality compared to other baseball facilities in the area. Fields should be fenced, there should be grass in the field and spectator seating.	18	1
Athletic fields in Elmhurst are embarrassing when compared with other suburbs of equal and even fewer resources. More girls need permanent lighting for night games and the fields with lights should be lit until at least 9:00PM regardless of whether they are booked. Elmhurst should also have a facility with indoor fields and basketball courts like Ackerman in Glen Ellyn or ARC in Woodridge.	17	0
There is ample room for a 9-18 hole disc golf course on the west side of Eldridge park in the open grass and woods area by Salt Creek. Once installed, disc golf courses are easy to maintain, offer opportunities for local business sponsorships, and will bring people to an area of land that is currently under-utilized.	16	2
indoor pool facility like Oak Brook. These kids need to burn off some steam in the winter!	15	1
Elmhurst needs more pickleball courts.	14	9
We need a multi-use indoor facility. We drive to other nearby cities for games and tournaments and use their sports complexes. This could generate a lot of revenue for the park district	14	2
We need more pickleball courts, indoor and outdoor. We are lagging other communities and people are leaving Elmhurst to play.	13	6
Additional pickleball courts and lights please.	13	12
I am truly embarrassed by the conditions of our baseball/ softball fields. Some specific ideas to consider: -need for an artificial turf infield at baseball/softball fields in town (this is costly but provides safe, low-maintenance playing surfaces which are impervious to spring weather conditions) -annual tapering of fields to alleviate dangerous "lips" where dirt infield meets grass outfield -annual grading of fields to ensure flat, safe playing surfaces -upgrade of East End Park playing	13	0

Facilities Comments (direct quotes)	Up Votes	Down Votes
Please add more pickleball courts, with lights and a bathroom facility if possible. There's not enough courts in town and Crestview is not the answer because it's over crowded and not lit. More courts would bring people from other communities and would generate revenue for the city and the Park district.	12	9
More outdoor Pickleball courts please. It's almost impossible to find a court these days to play with the family. Preferably not near homes.	12	7
We have lived in Elmhurst and raised three boys in town. Our boys have played multiple sports over those years. I have to say that Elmhurst has the worst facilities of almost any place we have been. Consistently across baseball, soccer and basketball, our town ranks at the absolute bottom. This includes field/ facility quality, preparation and availability. We hear this feedback from visiting teams/parents-they cannot believe for such nice town that our facilities are not on that level.	12	0
South Elmhurst needs dedicated pickleball courts like those at Crestview park	11	7
More pickleball courts. Or revamp old tennis courts.	11	8
Soccer has an extremely large following, yet there is a constant struggle for field times & locations due to lack of indoor facilities, outdoor turf fields, outdoor lighting, etc. Weather is often a factor for outdoor grass fields which results in practice and game cancellations. Please provide our children with access to a multi-purpose athletic dome and turf fields that aren't impacted by weather. Elmhurst is losing wonderful soccer players to other towns b/c of our subpar soccer facilities.	11	0
I may be in the minority but I disagree with the idea that many more turf fields should be added. I do agree the fields could be upgraded, but the green space in the parks is an invaluable resource and losing a great deal of that to turf is short sighted and not environmentally friendly. If the fields are upgraded and some weather related cancellations need to take place it is worth it in order to keep the green space.	11	5
Wagner Community Center is so dated. All those empty classrooms... renovate and make proper use of the space that allow for the kid programs and with indoor basketball courts for youth basketball clinics.	11	0

D

COMMUNITY ENGAGEMENT

Facilities Comments (direct quotes)	Up Votes	Down Votes
<p>Elmhurst is in desperate need of better fields and facilities for sports - especially soccer and basketball. Outdoor fields could use much improvement in terms of grading, grass quality and lighting. Would love to have a facility with multiple indoor basketball courts and soccer fields here in Elmhurst like many other suburbs offer for their local youth leagues/teams/families.</p>	11	0
<p>Over the past few years Pickleball has grown by leaps and bounds. The only problem is there aren't nearly enough courts to go around, especially when the weather is nice. Elmhurst currently has only six dedicated Pickleball courts. People come from all over to play in Elmhurst but there is growing frustration when all the courts are full and there's 20+ people waiting to play. Elmhurst needs to have more dedicated courts so players can play and not just stand around and watch others play.</p>	10	10
<p>Pickleball is the fastest growing sport in the nation. Currently, only has six dedicated outdoor courts with no lights to accommodate evening play. If you visit the courts at Crestview on a Saturday or Sunday morning, you'll find a line of people waiting for court time. We desperately need additional courts! Keep in mind that the more people we bring to our outdoor courts in the summer equates to more money generated for the using indoor courts at Courts Plus during the colder months.</p>	10	10
<p>Elmhurst desperately needs an indoor sports facility that can accommodate basketball and soccer (and possibly even baseball) as well as other sports/activities over the winter months. COVID proved how relying on D205 facilities was unreliable. It is also startling when we visit other communities who have beautiful park district facilities, yet Elmhurst has nothing that even remotely similar. It's hard to know what the park district is doing with our tax dollars!</p>	10	0
<p>Elmhurst has two community pools. I think that one of the pools should be turned into a "premium" pool similar to Oak Brook bath and tennis. A higher rate can be charged, and allow alcohol sales. I see lots of Elmhurst people at Oak Brook bath and tennis, so it shows that there is a demand for a "premium" pool. Our pools are filled with band aids and need upgrades.</p>	10	0
<p>Elmhurst has a strong baseball/softball community. 3 house leagues and 3 or 4 travel leagues with local games and practices. We are in need of a significant upgrade at all fields.</p>	10	0

Facilities Comments (direct quotes)	Up Votes	Down Votes
<p>Consensus is overwhelming that we need overall improvement of quality, quantity and safety of our indoor and outdoor sports/recreation facilities. This should be priority 1A. There has got to be some feasibility studies done with neighboring communities that we can model this after. Indoor facilities can also create revenue opportunities for hosting events, concessions, memberships, etc. Outdoor facilities the same.</p>	10	0
<p>SWIMMING POOLS: Turn up the heat in the swimming pools so that the kids can enjoy being in the pool for longer. Update the shower facilities: reasonable water pressure, warm water, more showerheads at children’s height Add an indoor swimming pool - model the amazing set-up at Oak Brook Park District</p>	10	0

Effective Operations

Eleven participants provided feedback in the effective District operations category. Of the 11 comments, 163 received up votes and 3 down

votes. The word cloud below demonstrates the frequency of words found in the ideas wall comments around effective District operations.

Figure D5: Most Common Words - Effective Operations on Ideas Wall



D

COMMUNITY ENGAGEMENT

Based on the community member comments regarding effective District operations, responses are summarized into two themes:

PARKS AND FACILITY MAINTENANCE

Respondents expressed a need for a budget to properly maintain all existing District facilities before investing in new facilities.

The mini-golf facility at Berens is in disrepair and requires complete renovation.

Suggestions include extending the City of Elmhurst’s Explore Elmhurst trolley route further south in Elmhurst for easier access to the Prairie Path.

Community members request better maintenance of memorial plaques around trees.

Respondents identified a misalignment between the school district and park district schedules; for example, summer/pool facility opening should align with the end of the school year.

Field maintenance could be enhanced with overseeding, fertilizing, watering, and improved drainage.

The family locker rooms at the pools were criticized for lacking accessibility features and amenities for individuals with disabilities.

REGISTRATION AND RESPONSIVENESS

The registration process for youth activities needs improvement to handle high demand and prevent difficulties on registration days.

Registration process improvements are desired, including reminder emails, availability of previously offered classes, and the ability to cancel summer camps after May.

Some respondents expressed an interest in allowing registrations to remain in perpetuity.

Staff responsiveness and issue resolution agility were described as lacking, with community members experiencing pushback instead of openness to ideas and suggestions.

Community members express frustration with poor email responses and the need for personal calls to get things done, suggesting that online processes should be easier and more efficient.

Below is a list of comments from the effective operations category that received 10 or more up and/or down votes by community members:

Effective Operations Comments (direct quotes)	Up Votes	Down Votes
<p>I’ve reached out to staff a handful of times since moving here a few years ago about small fixes like cleaning the thick mold/buildup from the surface of the playground at Ben Alison. Every time I have, I’m met with pushback about why things can’t be done. My limited experience just seems to point to staff spending a lot of time pushing back on the community rather than being open to ideas and suggestions. It seems like agility of issue resolution is lacking within staff.</p>	53	0

Effective Operations Comments (direct quotes)	Up Votes	Down Votes
<p>The mini golf at Berens has been left to disintegrate. There needs to be a budget to properly maintain all park district facilities at a high level before investing in new facilities.</p> <p>This facility now needs complete renovation. The spray ground, mini golf, playground, batting cages, and concession stand could be a destination for Elmhurst and DuPage families and renovations could pay for themselves in a reasonable amount of time.</p>	46	0
<p>The family locker rooms at the pools are insulting to the disabled community. They lack curtains, mirrors, hooks at wheelchair height, automatic doors, showerheads that function for a range of disabled users (shower head points at the wall when “fixed”), and a clean/dry place to set a bag when changing an infant. The water temperature is often out of control. I’ve brought this to EPD 3 years now and received a response that they’re technically ADA compliant. It’s upsetting and sad.</p>	21	0
<p>New to Elmhurst so not sure if this is historically how things work, but I was surprised to see that all of the summer/pool facilities (Smalley) were not opened on Mem. Day weekend.</p> <p>Public schools were out the Friday before memorial day, but then no Smalley for 2 full weeks later... even with limited snow days, that misalignment seems strange. Both D205 and park district could be better aligned so that summer facilities, camps, etc. are well aligned to start after school ends vs. weeks later.</p>	11	0

benefit of the community, especially for children’s activities and safe routes.

Respondents shared the idea of maintaining open spaces between residential areas and preserving a natural look.

Suggestions are made to utilize unused open spaces for recreational purposes, such as obstacle courses, jungle gyms, or meditative labyrinths.

FACILITIES

There is a need for more turf fields, particularly for soccer, along with lights to extend playing hours and improve field conditions.

Requests for an indoor facility to accommodate various sports during winter months, such as basketball, soccer, and multi-use activities, are highlighted.

Some respondents asked that the District maintain an ample number of tennis courts and dedicated tennis courts to serve all tennis players in the community.

IMPROVEMENTS AND MAINTENANCE

General maintenance and upkeep of parks, including grass, fields, walking paths, tables, and facilities like bathrooms, are mentioned.

Suggestions for better lawn maintenance, leveling of fields, planting more trees, and adding paved paths for accessibility are proposed.

ADDITIONAL FACILITIES AND AMENITIES

Requests for more water play areas, putt-putt updates, adult outdoor fitness facilities, disc golf courses, and an outdoor performance pavilion were made.

Suggestions for permanent bathrooms at parks, more benches, shade, and seating options were mentioned.

Below is a list of comments from the parks and open spaces category that received 10 or more up and/or down votes by community members:

Parks and Open Spaces Comments (direct quotes)	Up Votes	Down Votes
Pioneer park needs a major facelift. The playground equipment is so old and worn. Teenagers meet at the park at night, and between them and the kids, this park takes a beating. In general EPD needs to do a better job at park upkeep and updates.	23	0
The sports fields are in terrible shape—baseball and soccer	22	0
Pioneer Park’s play structures, sand area, swings, etc. need a much-needed update. With so many kids and families visiting the park on a daily basis, it’s unfortunate that much of the play equipment is broken, cracked, or outdated.	19	0

D

COMMUNITY ENGAGEMENT

Parks and Open Spaces Comments (direct quotes)	Up Votes	Down Votes
<p>I grew up in Elmhurst & moved my family back a few years ago. It is amazing the baseball fields are still as bad as they were decades ago. EPD needs to spend taxpayer funds (not EYB/EBSL who currently fund upgrades) on new artificial turf fields, along with grading and maintaining the current fields to be playable & safe. While having a new multiplex like Oak Brook would be nice, we need to be realistic concerning the costs & location. Investing in current ballfields makes more economic sense.</p>	17	0
<p>Elmhurst could use a dog park for pet owners and their best buds to enjoy locally.</p>	16	3
<p>Permanent bathrooms at parks would be greatly helpful for potty training age children.</p> <p>Spray ground used to be included in pool pass for residents, seems unfair and dishonest to blame not including it on COVID still.</p> <p>If courts plus isn't making money, update and turn it into an indoor sports facility for programming (another gymnastics gym, indoor basketball, indoor soccer, indoor swimming with toddler pool for winter, more options for dance or kids classes in winter, etc)</p>	16	0
<p>Let's bring a permanent, large-scale outdoor performance pavilion (i.e. band shell) to Wilder Park! A proper outdoor stage with good amplification, lighting, and other features could be used for music concerts, dance recitals, poetry readings, plays/theater, lectures, and more.</p>	14	0
<p>There is a large tennis community in Elmhurst. With the gaining popularity of pickleball, it is harder to procure courts to play tennis. Please maintain an ample number of tennis courts and dedicated tennis courts in our Elmhurst parks to continue to serve all our tennis players.</p>	13	3

Parks and Open Spaces Comments (direct quotes)	Up Votes	Down Votes
<p>Please upgrade the baseball, softball and soccer fields, everywhere we play outside of Elmhurst has better fields. Need more turf for soccer and more grass or turf infields for softball and baseball along with better dugouts, HR permanent fences, electric scoreboards. I am glad we are asking for feedback and we need to follow through</p> <p>Also an indoor multi use facility for soccer and other sports like the Max.</p>	11	0
<p>Please help us save The Green Space historically protected by the old Elmhurst hospital! The space stretches among homes between 3rd and Schiller and is an amazing area for the dense community of kids in that part of town!</p>	10	1
<p>Parks that include more designated pickleball courts. The Crestview courts at times have 22 people waiting to play.</p>	10	6
<p>We need an additional turf soccer field and ideally an indoor facility for all sports.</p>	10	1

Programs and Events

There were 33 comments that received 325 votes of support and 9 down votes by community members who expressed various suggestions and concerns regarding programs and events in the District. The key themes identified include the need for a larger gymnastics facility, reliable after-school care for all residents, expanded programs for different age groups, improved registration process and communication, more options for working parents, inclusion of special needs programs, enhancement of arts programs, better access to park activities, and the affordability of pool passes.

The list below summarizes the key themes identified:

FACILITY EXPANSION AND IMPROVEMENT

There is a need for a larger gymnastics facility to accommodate the growing number of participants.

There is a desire for pickleball facilities and organized pickleball programs comparable to neighboring park districts.

The District should focus on developing and improving recreational facilities, both indoors and outdoors.

The parks should be made safer, more even, and suitable for recreational activities.

AFTER-SCHOOL CARE AND PROGRAMS

The long waitlist for aftercare at Jackson School while other schools have openings is perceived as a disservice to the community.

There is a demand for expanded aftercare options and a “complete overhaul” of the program to provide more availability, structure, and equitable access.

More options and opportunities for working parents, such as extended hours and additional classes, are needed.

D

COMMUNITY ENGAGEMENT

The Funseekers day camp and Rec Station programs should be expanded to meet the community’s needs.

PROGRAM AVAILABILITY AND REGISTRATION

Programs fill up quickly, making it challenging to secure a spot and causing stress for parents.

It is suggested to have a calendar displaying program activities to avoid overlap and provide clearer information.

The registration process is cumbersome, and there is a lack of communication regarding new policies.

ARTS AND MUSIC PROGRAMS

There is a request to restart music lessons, including piano and voice, and revive the community band programs.

Dance studio space is deemed inadequate, and there is disappointment over the reduced arts programs offered.

ACCESS AND AFFORDABILITY

The cost of pool passes is considered high compared to surrounding communities, and inclusion of the splash pad in the pass is requested.

Programs and activities should be more accessible to residents, with easier registration and increased availability, particularly during summer.

INCLUSION AND SPECIAL NEEDS

Programs, events, and parks should be more inclusive, providing activities for children with special needs and support groups for parents.

There is a need for programs and classes catering to toddlers and parent-tot interactions for children with special needs.

COLLABORATION AND COMMUNITY ENGAGEMENT

The District should collaborate with other organizations, utilize existing facilities, and explore sponsorship options to enhance program offerings.

The Gateway program aims to add more programs and requests support from the District in terms of space and staff.

Below is a list of comments from the programs and events category that received 10 or more up and/or down votes by community members:

Programs and Events Comments (direct quotes)	Up Votes	Down Votes
The EPD has been more and more disappointing each year and has a consistent pattern of taking advantage of and not serving working parents by providing limited options (Rec station), costly programs (price increases are not justified for camps and Rec Station and refund policy 50% after May 1), long waitlists (sign up at 9 am during a work day for Rec Station), lack of communication outlining new policies (camp refund policy), and rude customer service (still waiting for return phone calls).	46	0

Programs and Events Comments (direct quotes)	Up Votes	Down Votes
<p>There need to be more options and opportunities for children of working parents. My children are preschool age but I have been warned to start preparing for after care because Rec Station is so limited. There were also minimal classes offered outside of normal 9-5 working hours for my kid's age group this summer. The registration system has improved somewhat but is still cumbersome and stressful for enrollment.</p>	29	0
<p>EPD arts programs have reverted to being the bare minimum. The dance studio space is ridiculously small, the music lessons and community band programs are nonexistent. Comparable districts have thriving dance companies! DesPlaines, Carol Stream, Mt. Prospect, Arlington Heights and more. EPD had staff that understood how to run these programs and grew them. Our kids loved being in their community dance company! You have nothing for them now. You threw us away, but kept our tax \$\$.</p>	27	0
<p>The EPD programs fill up way to quickly. It shouldn't be a crazy race to get the kids into a program. It should also be easier to see what programs are available for each week/ day. I ended up signing up my son for the entire summer of camp because I was afraid of not getting him in if I went in and signed up for each week separately. We won't be at 3 of the weeks and I have paid for them just to ensure I have childcare. Could you put the activities on a calendar to see where things overlap?</p>	25	0
<p>open courts plus pool for families to swim during the winter months</p>	23	0
<p>The holiday tree lighting tradition is falling behind neighboring communities. On any given night in December, Lilacia Park is attracting hundreds of non-Lombard residents with their lights (maybe even thousands on the weekends). These are people who then go out to eat and visit downtown Lombard. Wilder Park could have the same draw and bring a lot of outside money into Elmhurst, but the trees are not competitive anymore.</p>	21	0
<p>Please expand the Funseekers day camp and Rec Station programs to meet the needs of the community. Elmhurst is sorely lacking in full day summer camp and after school care availability for working parents, and this needs to be prioritized. Other neighboring suburbs do not have these issues.</p>	19	0

D

COMMUNITY ENGAGEMENT

Programs and Events Comments (direct quotes)	Up Votes	Down Votes
A larger gymnastics facility is essential for the amount of participants in the program. The programs have seemed to grow a lot.	16	0
After school care needs a complete overhaul. From lack of availability, inequity in spots (i.e., grandfathered kids because of sibling attendance). Additionally the program is so limited at aftercare. They basically stay in one room with very limited structure. Additionally the registration for it is a nightmare.	13	0
Please expand the rec station program to meet the needs of the community. It's nearly impossible at some schools to get a spot in rec station as a new family. Other neighboring suburbs do not have this issue in public school after care programs.	13	0
Our park activities are incredibly difficult to access as a resident. Sign-ups are stressful and very difficult to get into the classes that you want. This is especially true for after-care/summer programs. There aren't very many options for families where parent(s) work all day - very limited evening and weekend choices. We would love for our park programs to feel like they were an enhancement to living in Elmhurst, instead of a complication	13	0
The one big recommendation I have is for the pool passes. They are very expensive and while our pools are nice, many surrounding communities offer much nicer pools for less. I wish ours didn't cost as much. I also would include the splash pad in the pool pass. We'd like to go once or twice a year but seems silly I have to pay that much more to get in. Finally, the height for the slide at smalley should be lower. By the time my boys are big enough to go down, they will not be interested.	12	0
The Jackson School aftercare waitlist is very long -- while there are openings at other schools. It is a huge disservice to the community to not provide reliable after school care for students that need it. The Elmhurst Park district philosophy should be that any Elmhurst resident that needs child care after school should get it.	10	0

Miscellaneous

There were 20 comments that were supported by 360 up votes and 68 rejected by down votes by community members who expressed various opinions and suggestions on miscellaneous topics in the District. They mentioned the

need for improved signage and bike routes, commendations for staff responsiveness to resident feedback, requests for pickleball courts, concerns about noise levels and court locations, desires for accessible facilities and parks, comments about strategic plans and execution, calls for additional amenities like

sports complexes, dog parks, and ice skating facilities, discussions on fundraising and revenue generation, and suggestions for safety measures such as underpasses and improved intersections.

Below is a list of comments from the miscellaneous category that received 10 or more up and/or down votes by community members:

Miscellaneous Comments (direct quotes)	Up Votes	Down Votes
<p>How is Elevate Elmhurst Parks different than Vision 2020? We paid a lot for consultants to develop Vision 2020 and now it seems like we're paying a lot for consultants to develop basically the same strategic plan 5 years later. These plans are really nice and engaging, but if minimal change occurs, it's a waste of resources. What difference in leadership and execution will ensure that Elevate Elmhurst Parks doesn't end up like Vision 2020 (which was conveniently blamed on the pandemic)?</p>	63	1
<p>This survey by Berry Dunn will cost \$128k. In 2017, the Park Dist spent \$100k for Lakota Group to do the same. Long-term strategic needs haven't changed because they haven't been addressed. We appreciate the adult center, but we still need a sports complex, dog park, maintenance of existing facilities, relevant adult programming and facilities (ie pickleball), reliable registration, and night/weekend programs for working parents. \$128k may be better used to implement instead of ideate again.</p>	59	0
<p>Why does the Park District keep doing these surveys when you don't act on what people suggest anyway? For a town the size & scope of Elmhurst, this park district is sorely lacking. Perhaps it's because the same people keep getting elected to the Board? This town cries out for a sports complex, maybe even one with another pool (indoor too). All you have to do is look at surrounding towns and see how much better their facilities are, and why many Elm residents utilize other town's PD.</p>	57	0
<p>Aside from Butterfield Playground, most facilities and parks aren't easily accessible (especially uneven walking paths and bathrooms).</p>	46	0

D

COMMUNITY ENGAGEMENT

Miscellaneous Comments (direct quotes)	Up Votes	Down Votes
<p>Suggestions:</p> <p>Cap EPD salaries and pay seasonal/hourly workers more. The EPD will not be able to compete with babysitters/restaurant barbacks making \$25 per hour in cash. Shortened pool hours and activity participant limits is a lousy solution.</p> <p>Provide EPD executives “field upkeep training”. Baseball diamonds need water and rakes.</p> <p>Direct \$ anywhere other than the endless online technology improvements. Improve old parks, build a rec center, basketball hoops, a water park, pickle ball courts.</p>	27	4
<ul style="list-style-type: none"> *. Indoor Athletic Facility: Most surrounding communities have an all-purpose athletic facility and Elmhurst should too. *. More “rec league” opportunities for youth and high school students who don’t want to platy “travel ball,” but still like to be involved in sports. *. Splash Pad should be free. \$15.00 to go for yourself and two small children seems excessive. *. Add Outdoor ice Skating Facility *. Add Dog Park *. Improve baseball fields. 	16	0
<p>Please provide Elmhurst with more pickleball courts! Pickleball is a family game. Kids, adults, older people can all be involved in this awesome sport! Elmhurst does not have near enough courts for all people to enjoy. Please put this as high priority so more elmhurst community folks can get in on this awesome sport! Thanks!</p>	14	10
<p>Please build pickleball courts in a remote location so the rest of us dont have to deal with the noise.</p>	11	1
<p>The signage on the Salt Creek Trail is ineffective in directing bikers from Eldridge Park to the Prairie Path (that both share for a bit until the SCT breaks off on Monterrey Ave in Villa Park). There should be one route, ideally from Eldridge Park to Rex Blvd. and Crescent and then continuing on Rex with signage and a dedicated bike lane painted on the street. Rex connects to the Prairie Path making it an easy route, especially with signage and a bike lane.</p>	10	0

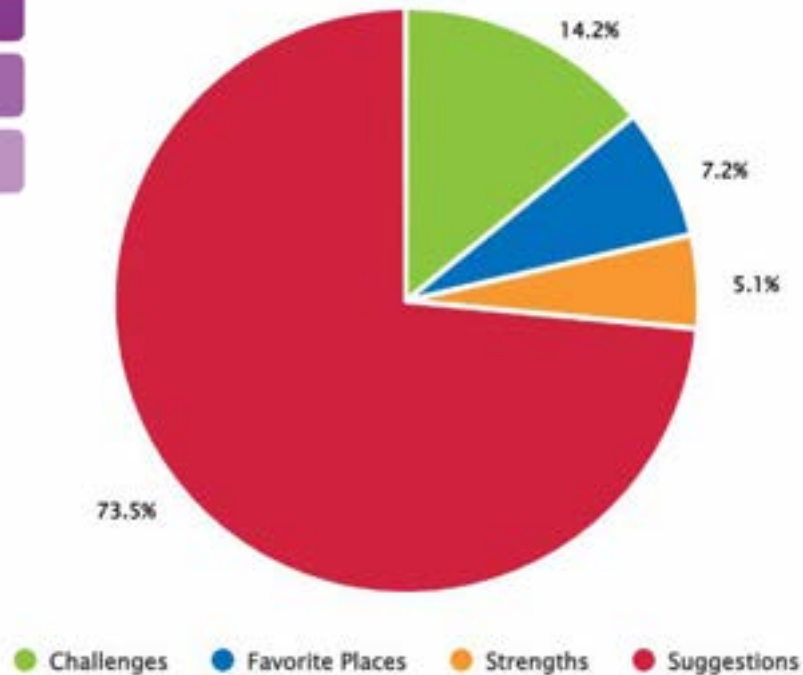
Miscellaneous Comments (direct quotes)	Up Votes	Down Votes
The intersection at the Prairie Path, Poplar and Vallette is dangerous for those on the prairie path. There is a 4-way stop sign, but roads are not at the same intersection. When going south on poplar the stop sign is after the prairie path and drivers are focused on the stop sign that they fly through the cross walk. The simplest change would be to move the stop sign on Poplar to north of the prairie path.	10	0

Mapping Tool

The District utilized the Social Pinpoint mapping tool to gather feedback from residents about their parks and facilities. The tool allowed visitors to virtually “pin” their favorite places, suggestions, strengths, and challenges onto a map of the Park District, generating valuable data for future planning and improvements. Over 2,900 site visits were recorded, with over 300 comments made by users. Of these, 244 comments were suggestions

about areas that need improvement, 47 comments were about challenges, 24 comments were about favorite places, and 17 comments highlighted the District’s strengths. The data provides valuable insight into the community’s desires and needs when it comes to their parks and recreational spaces.

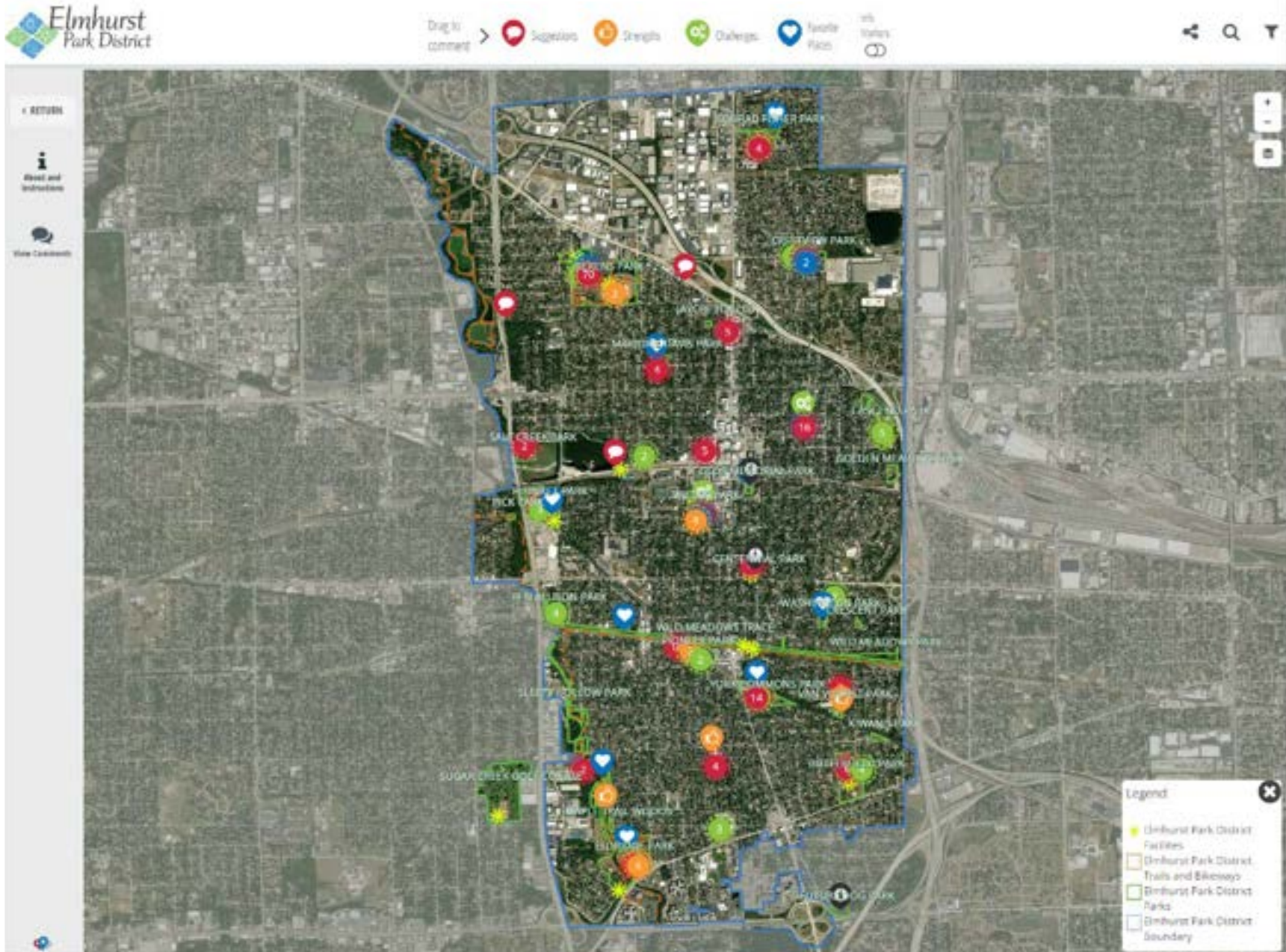
Online Mapping Tool
 2,932 visits
 332 comments



D

COMMUNITY ENGAGEMENT

Figure D7: Social Pinpoint Map Pins and Comments by Topic



Mapping Feature – Key Findings

The District received 332 comments regarding future park development; 3,154 were supported by up votes and 383 rejected with down votes. The interactive mapping tool captured essential feedback and insights from the community members regarding their parks and recreational facilities. In the suggestions category, a total of 244 comments were received, reflecting residents' desires for improvements such as adding shade, upgrading soccer fields, creating bike-friendly infrastructure, and developing indoor sports complexes. Notably, parks like Berens Park, Eldridge Park, Plunkett Park, Centennial Park, Crestview Park, York Commons, Wilder Park, and Van Voorst Park attracted the most attention with numerous improvement suggestions. In the challenges category, 47 comments highlighted concerns about traffic safety, the need to update playground equipment, provide additional pool amenities, and improve trail connectivity, restroom facilities, and ballfields. On the positive side, 17 comments identified the strengths of various parks, appreciating features such as pickleball courts, native plant gardens, and pesticide-free areas. Finally, the favorite places category received 24 comments, emphasizing the community's appreciation for green spaces, recreational amenities, and family-friendly spots like Crestview Park pickleball courts and Conrad Fisher Park tot playground. These key findings offer valuable insights into the community's priorities and preferences for enhancing their park experiences within the District. The section below provides a breakdown of findings for each individual category.

Suggestions

The District received 244 comments that were supported by 2,403 up votes and rejected by 217 down votes from community members who provided suggestions regarding needed improvements in their parks and facilities. Community members shared valuable feedback and suggestions regarding various parks and spaces within the District. Community members expressed their concerns and desires for improvements, including the addition of shade, upgrades to soccer fields, the installation of

bike-friendly infrastructure, and the possible development of indoor sports facility. These suggestions spanned multiple individual parks as well as District-wide observations. The bullet points below summarize the identified themes based on each park boundary, from most to least number of comments received:

- **Berens Park:** The baseball fields and amenities at Berens Park received significant attention and suggestions for improvement, including the desire for an overhaul of the park to include additional facilities like an indoor sports facility and an outdoor skating rink.
- **Eldridge Park:** The native landscaping throughout Eldridge Park is admired and recommended as a model for other parks. Suggestions include adding a splash pad and lookout/fishing platforms, as well as upgrades to the fields and the addition of washrooms and storm shelters.
- **Plunkett Park:** The baseball fields and amenities received significant attention and suggestion for improvement, including the desire for field renovations, specifically the need for grass infields, turf installation to mitigate dust issues, and an overhaul of the dated gym to include indoor basketball courts or an indoor turf area.
- **Centennial Park:** The beauty of Centennial Park is admired. Suggestions for enhancement include, adding native gardens, developing inclusive community garden programs that integrate seniors, and improving the crosswalks for added safety. Suggestions for Kies Recreation Center include installing automatic doors for accessibility, increasing open gym space for various activities, expanding music programs, and utilizing the facility for events.
- **Crestview Park:** The presence of pickleball courts is seen as a strength, but there is a desire for more courts and increased availability of related programs. The playground requires an update, and residents expressed the need for more shade trees in the park.
- **East End Park:** Suggestions for East End Park include addressing maintenance issues with the

D**COMMUNITY ENGAGEMENT**

baseball fields, incorporating pickleball courts, and installing low-maintenance dog parks. There's a desire to expand and diversify pool programs and hours and add Wi-Fi to reach the pool area.

- **York Commons Park:** Suggestions for York Commons Park included the addition of a basketball court, improvements to concessions, designated parking for expecting mothers, updates to the playground area, and improvements to the baseball field drainage.
- **Wilder Park:** Positive feedback about the tennis courts and the creation of a new native plant garden was provided; however, there is a desire to remove the sand from the playground area.
- **Pioneer Park:** Residents appreciate the sitting spaces and shaded path in Pioneer Park, but they call for updates to the playground equipment and the replacement of sand areas with softer ground materials.
- **Butterfield Park:** Respondent suggestions for Butterfield Park include adding a basketball court, improving the landscaping around existing buildings, and addressing the soccer field unevenness and holes. Additionally, proposals for an indoor sports complex, a batting cage similar to Plunkett Park, and soccer fields to match neighboring communities' quality standards.
- **Van Voorst Park:** The pesticide-free status of Van Voorst Park is commended, and there was a call to create more pesticide-free parks in Elmhurst. While the soccer fields are appreciated for their good drainage, residents express the need for better care and maintenance of the park.
- **Wild Meadows Trace:** Suggestions for Wild Meadows Trace include marking and labeling the Elmhurst Great Western Prairie and adding bathrooms to the Depot for visitors.
- **Jaycee Tot Lot:** Residents propose adding equipment for older children to make it more accessible and enjoyable for children of all ages.

- **Golden Meadows Park:** Residents propose adding a dog park and utilizing the space for nature classes or tree climbing classes.
- **District-wide:** The District trail and biking facilities were highly praised, and there were suggestions for additional amenities such as a dog park, outdoor skating rink, and improved indoor facilities. Concerns about pedestrian underpasses and the need for more shade in certain areas were also raised.

Challenges

There were 47 comments from the challenges category. The comments were supported by 160 up votes and rejected by 144 down votes. Significant community support was expressed for four comments related to challenges in Pioneer Park, East End Park, and Eldridge Park. Those comments are:

PIONEER PARK:

- **19 Up votes:** The feedback highlights the need to rethink the approach to playground upgrades, suggesting that an annual replacement plan is not the most effective use of taxpayer money. It proposes a different strategy that focuses on better upkeep and timely replacement of aging equipment across playgrounds, emphasizing that not all playgrounds wear out at the same rate and that maintaining equipment could prevent playgrounds from falling into disrepair every couple of decades.
- **18 Up votes:** The intersection of West Vallette Street, Bryan Street, Meister Ave, was identified as being unsafe for both pedestrians and vehicles to navigate. The absence of convenient crossings and poor sightlines for vehicles traveling south/west on Vallette Street were highlighted. Recommendations were made to conduct a study of the intersection to address these safety issues.
- **East End Park (18 up votes):** District pools lack exciting amenities compared to neighboring towns, prompting many families to buy passes in Bensenville, Lombard, and Oak Brook for

their indoor pools and splash pads. There was a desire for more attractive amenities.

- Eldridge Park (15 up votes): The sole outhouse at this park is inadequate and poorly maintained, often overflowing and unclean.

Other comments regarding challenges at various locations include:

- The trail at Conrad Fisher Park is an out-and-back route and does not provide proper connectivity. There is a desire for improved trail connectivity to enhance accessibility and convenience for users.
- A vacant dirt/construction remnant area along Butterfield was mentioned, with a suggestion for collaboration between D205 and the District to utilize the space effectively.
- The need for sidewalks at Crestview Ave and Van Auken Street to facilitate children's access to Crestview Park was highlighted, indicating a desire for safer and more convenient pedestrian routes.
- One comment expressed the need for a compromise in designating a new park in an area that is not considered underserved. The proposed location, between East 3rd Street and Elmhurst Avenue, suggests that the District purchase houses for sale in other areas, demolish them, and create small parks. The idea of residents offsetting the tax loss for this additional park was proposed. This comment received nine up votes and 140 down votes, reflecting a conflict in opinion about establishing a new park in this location.
- There were suggestions to create access to Courts Plus from northbound RTE 83 to ease congestion on West Ave and enhance the presence of the facilities.
- One comment emphasized the need for regular maintenance and improvements for ball fields, in terms of removing weeds, leveling the edge between the infield and outfield grass, providing shaded cover for dugouts, better seating for

parents, and installing outfield fences, at the following locations:

- » Berens Park
- » Eldridge Park,
- » Butterfield Park,
- » Washington Park
- » East End Park
- » Ben Allison Park
- » Conrad Fisher Park
- » York Common Park
- Bryan Street, West Harrison Street, and West Van Buren Street (Bryan Middle School)
- E St. Charles Road and Fair Avenue (Sandburg Middle School)
- There is a desire to enhance and develop soccer fields at Eldridge Park, Berens Park, Crestview Park, and Plunkett Park, that include both turf and grass fields and additional lighting. The need for multiple turf fields and lighting for soccer practice was highlighted; the availability of only one turf field in a large community was described as "insufficient" by the respondent, despite the fact that two exist.
- Below are the summaries and key themes for the remaining park location comments:

BERENS PARK:

- Indoor Practice Spaces: Families involved in soccer expressed envy toward neighboring towns that have indoor practice areas. They mentioned the inconvenience of traveling 20 – 30 minutes for winter practices and suggested opening the building at Berens Park on weekends during games to provide access to the bathrooms.
- Shade Request: The hot conditions at Berens Park were highlighted, especially in areas where the courts are used by high school students and

D

COMMUNITY ENGAGEMENT

the District for kids during summer. There was a request to add shade to mitigate the heat.

Leveling the Playing Field: Commenters agreed with the need to level the playing field at Berens Park to improve playability and safety; however, there were different opinions regarding the use of turf or grass fields. Some favored preserving space for natural grass, while others expressed a need for more turf fields.

YORK COMMONS PARK:

- **Inadequate Family Locker Rooms:** One respondent expressed disappointment with the family locker rooms at York Commons Park, particularly regarding their accessibility for individuals with disabilities. Issues mentioned included the absence of curtains, shower heads pointing at walls, inadequate mirror placement, and inaccessible hooks for wheelchair users. The need for improvements beyond technical ADA compliance was emphasized.
- **Skatepark Maintenance and Safety:** Concerns were raised about cracks in the skatepark at York Commons Park, which were deemed dangerous for skateboarders. Commenters requested proper repair using suitable materials to provide a smooth surface. They suggested involving professionals rather than relying solely on District crews.
- **Eldridge Park:** Concerns were raised about the single portable toilet in Eldridge Park, which was described as overflowing and not well maintained.

BEN ALLISON PARK:

- **Playground construction and community feedback:** Commenters expressed confusion as to why construction at Ben Allison Park did not begin immediately in the spring despite being identified as the next playground to be revamped. The open house for community input was perceived as ineffective, with few ideas incorporated into the plans. Respondents expressed the desire for community feedback to be acted upon.

- **Safety concerns and parking:** Concerns were raised about the hazard posed by the field's proximity to the street, especially as it is frequently used by young children for t-ball. Congestion on West Avenue and parking issues were highlighted.
- **Plunkett Park:** The need for youth soccer practice space is highlighted, with a request for a turf field due to the scarcity of level, open spaces for young soccer players. Challenges exist with access during busy events due to limited entrances. Respondents are requesting a study be conducted to explore opportunities for additional entrances, possibly off Alexander with an access road along the north side.
- **Crestview Park:** A desire was expressed by one community member for a turf field.
- **Golden Meadows Park:** This park lacks a proper walking path that loops around and connects to the sidewalk, and there was one suggestion for the addition of garden plots.
- **Kiwanis Park:** While the setup is considered nice, there was a one comment that suggests adding more features to make the park less bare.
- **Pioneer Park:** One commentator expressed concern regarding the strategy of building a new playground every year and if it is an efficient use of taxpayer dollars. The focus should be on better maintenance and timely replacement of aging equipment across playgrounds.
- **Wilder Park:** The accessibility for handicapped individuals needs improvement and the picnic areas require updates. The tables are in bad shape due to poorly done mulching that are currently full of weeds.

Favorite Places

The Favorite Places category on the interactive map received a total of 24 comments that were supported by 559 up votes and rejected by 12 down votes from respondents. The District and its various park boundaries have numerous favorite places cherished by community members. Crestview Park pickleball courts are favored by

users, while Conrad Fisher Park tot playground is a popular spot among families. The community expressed the importance of keeping green spaces, highlighting the positive impact on the environment and mental well-being. Plunkett Park (Courts Plus) received praise for its Elmhurst Tang Soo Do program, and Washington Park is highly appreciated for its versatile usage by people of all ages. These favorite places represent the diversity and value of green spaces and recreational amenities offered by the District.

Below are summary and key themes for the all the park and trail locations favored by community members:

- Crestview Park: Pickleball courts are highly appreciated, but there is a demand for more of them.
- Conrad Fisher Park: The tot playground is a favorite feature among families.
- Plunkett Park: Positive feedback on the Tang Soo Do program at Courts Plus.
- Washington Park: Described by community members as a wonderful space for people of all ages.
- Berens Park: The modern water refill stations are well-liked and the two turf fields are favored by families and teams.
- Eldridge Park: The redwings, birds, and flowers are appreciated by community members. The park is enjoyed by walkers and nature enthusiasts.
- Wilder Park: Admired for its beauty and is considered a neighborhood gem, with suggestions for additional amenities for older kids.
- Glos Memorial Park: The transformation of the park is admired, with requests for more benches and trees for shade.
- Marjorie Davis Park: The park is enjoyed by visitors.
- York Commons Park: The skatepark is frequently used and enjoyed by children and their friends.
- Illinois Prairie Path: Is admired for its beauty; a few requests to enhance and expand it included signage, easier access from the south, and one request for a water bottle filler.
- Salt Creek Greenway Trail: Described as the “best local bike path after Prairie Path.”

The community values green spaces for environmental benefits and mental health. Requests for preservation and maintenance were emphasized at the following locations:

- E 2nd Street and Schiller Street (supported by 92 up votes)
- E 3rd Street and Elmhurst Ave (supported by 445 up votes)

Strengths

A total of 17 comments that were supported by 32 up votes and rejected by 10 down votes regarding the strengths of various parks within the District and its boundaries. These comments highlighted positive aspects such as the presence of pickleball courts at Crestview Park, the creation of a new native plant garden at Wilder Park, and the admiration for native landscaping at Eldridge Park, among others. The feedback emphasized the value of biking trails, shaded walking/riding paths, and pesticide-free areas at Van Voorst Park. These strengths contribute to the overall appeal and recreational opportunities provided by the District.

Below are key themes of strengths by location:

- Wilder Park: Respondents provided positive feedback about the tennis courts and the creation of a new native plant garden.
- Crestview Park: The presence of pickleball courts is seen as a strength; however, there is a desire for more courts and increased availability of pickleball clinics/classes.
- District-wide: The trail and biking facilities have been highly regarded, offering a quiet and

D COMMUNITY ENGAGEMENT

serene experience for dog walkers, joggers, and bikers, providing quiet and scenic surroundings.

- Eldridge Park: Native landscaping throughout the park was admired and suggested as a model for other District properties.
- Van Voorst Park: The park was commended for being pesticide-free, and there was a request to create more pesticide-free parks.
- Berens Park: The baseball fields at Berens Park have been highlighted as a significant investment of time and resources by the District.
- Pioneer Park: The park is appreciated for its shaded bike ride experience and sitting spaces along the Prairie Path, providing ample shade and rest areas.

Non-User Survey

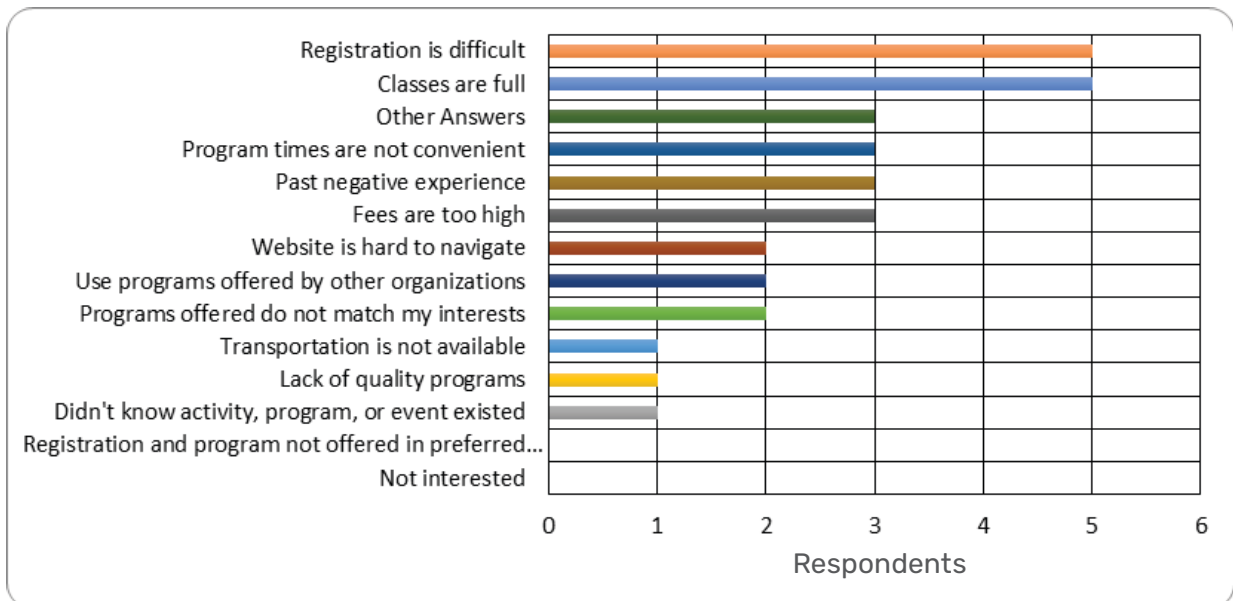
A total of 14 people completed the Non-User Survey which provided valuable insights into the barriers and preferences of individuals who do not currently utilize District programs and facilities. The findings emphasize the importance of addressing program affordability, availability, accessibility, and inclusivity to attract a broader range of community members. Additionally, the survey highlighted the community’s interest in diverse and engaging special events, indicating

opportunities to enhance offerings and foster a stronger sense of community engagement. Utilizing these key findings can guide the District in making data-driven decisions and strategic improvements to better serve the needs and preferences of both current and potential users.

QUESTION ONE: PROGRAM BARRIERS - WHAT PROHIBITS YOU OR MEMBERS OF YOUR HOUSEHOLD FROM PARTICIPATING IN ELMHURST PARK DISTRICT RECREATION ACTIVITIES, PROGRAMS, AND EVENTS?

A total of 13 responses were completed for question one (depicted in Figure 8). For five respondents, the most common obstacles included classes being full (38.5%) and difficulties with the registration process (38.5%). Additionally, past negative experiences (23.1%), inconvenient program times (23.1%), and high fees (23.1%) were cited as deterrents by three respondents. Two respondents (15.4%) felt that the programs offered did not align with their interests, while two found more convenient options with other organizations (15.4%). Website navigation issues were mentioned by two respondents (15.4%), and one respondent (7.7%) was unaware of certain programs. Suggestions for improvement included offering more non-age-restrictive programs and adjusting the summer camp schedule for better convenience.

Figure D8: Non-User Responses to Program Barriers Question



QUESTION TWO: PLEASE SHARE MORE DETAILS ABOUT WHY YOU CHECKED THE BOXES ABOVE, SO WE CAN BETTER UNDERSTAND HOW TO SERVE YOU.

There were seven comment responses completed for question one which revealed various reasons why respondents do not participate in District programs (Figure 9). Many cited difficulties with the registration process, specifically on the day of open registration when demand for limited-space programs is high. Others expressed frustration with the lack of advanced tumbling programs, the

discontinuation of competitive boys’ gymnastics, and concerns about coaching qualifications. Reliable transportation was identified as a challenge, with requests for a dial-a-ride type program. Additionally, non-participation was attributed to the perceived low quality and inconvenient scheduling of programs, particularly for working families with young children. Some respondents shared past negative experiences with class cancellations and underwhelming instruction. Limited availability of summer camp openings was also mentioned as a barrier to participation.

Figure D9: Non-User Program Barrier Details

Q2. Please share more details about why you checked the boxes above, so we can better understand how to serve you.



D

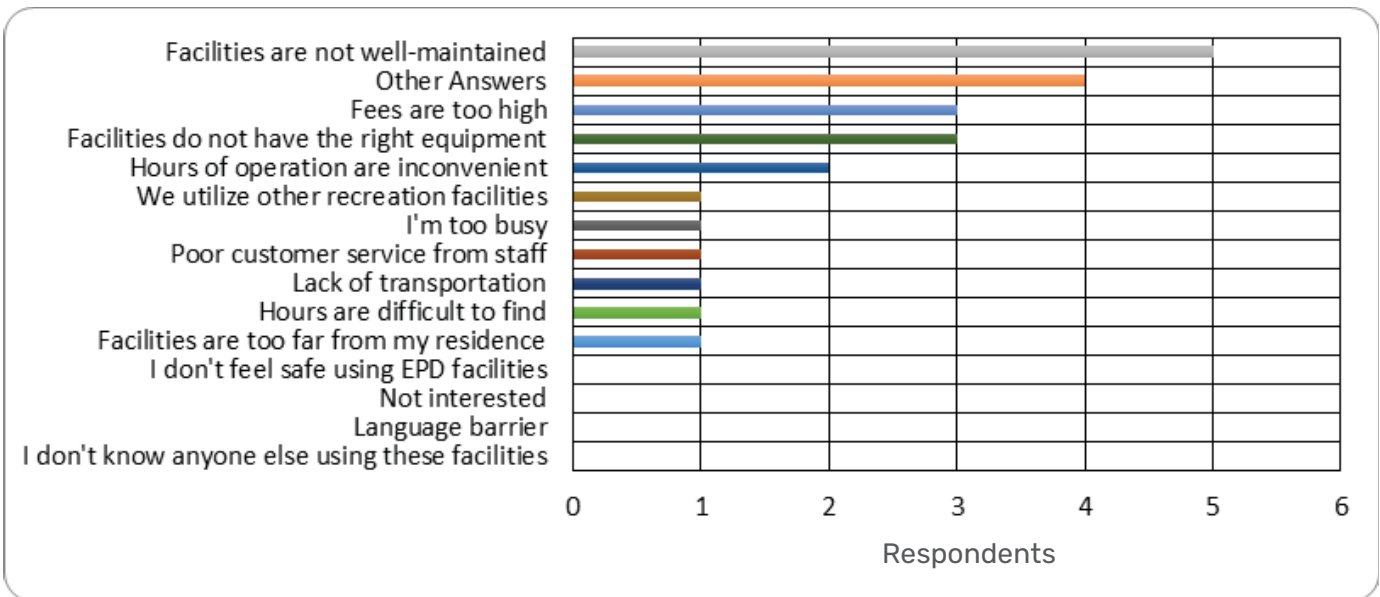
COMMUNITY ENGAGEMENT

QUESTION THREE: PARK AND FACILITY BARRIERS - WHAT PROHIBITS YOU OR MEMBER(S) OF YOUR HOUSEHOLD FROM VISITING ELMHURST PARK DISTRICT PARKS AND FACILITIES?

There were 14 individuals that provided insights into the barriers that prevent them or their household members from visiting District parks and facilities (Figure 10). The survey highlights several factors that deter non-users from engaging with the District, including

concerns about equipment, fees, operating hours, transportation, and facility maintenance. Some respondents also mentioned the need for shaded areas and drinkable water fountains at playgrounds. While safety concerns was not selected as a barrier, there was one respondent who chose poor customer service as a barrier. The survey also revealed that one respondent often utilizes other recreation facilities in the area.

Figure D10: Non-User Responses to Park and Facility Barriers



QUESTION FOUR: PLEASE SHARE MORE DETAILS ABOUT WHY YOU CHECKED THE BOXES ABOVE, SO WE CAN BETTER UNDERSTAND HOW TO SERVE YOU.

There were seven individuals that elaborated on their reasons for not visiting District parks and facilities. Some cited issues with outdated facilities, reduced programs post-Covid, and the lack of friendliness from staff as reasons for disengagement. Others expressed contentment with their current recreational options outside the

District and urged against tax increases for more programs. There was mention of specific parks needing improvements, including Crestview Park, which was described as worn down. In addition, the absence of an indoor ice arena was identified as a facility gap. Moreover, discontinuation of music lessons and scheduling conflicts with Sunday morning events impacted participation. Lastly, inadequate pool locker rooms and the lack of parks in certain neighborhoods were raised as concerns. Figure D11 depicts a word cloud of Question Four's answers.

Figure D11: Non-User Park and Facility Barrier Details

Q4. Please share more details about why you checked the boxes above, so we can better understand how to serve you.




QUESTION FIVE: HAVE YOU EVER FELT UNCOMFORTABLE USING ELMHURST PARK DISTRICT PROGRAMS, PARKS, OR FACILITIES DUE TO: (SELECT ALL THAT APPLY)

Among the 11 respondents, 2 individuals highlighted feeling uncomfortable using District programs, parks, or facilities due to their disability (Figure 12). However, the majority of

respondents—9 out of 11—expressed feeling comfortable using the facilities, indicating a generally inclusive and welcoming environment. It is important to continue fostering an inclusive atmosphere and address any barriers faced by individuals with disabilities to ensure that all community members feel comfortable and welcome.

Figure D12: Non-User Comfort in District Programs, Parks, or Facilities



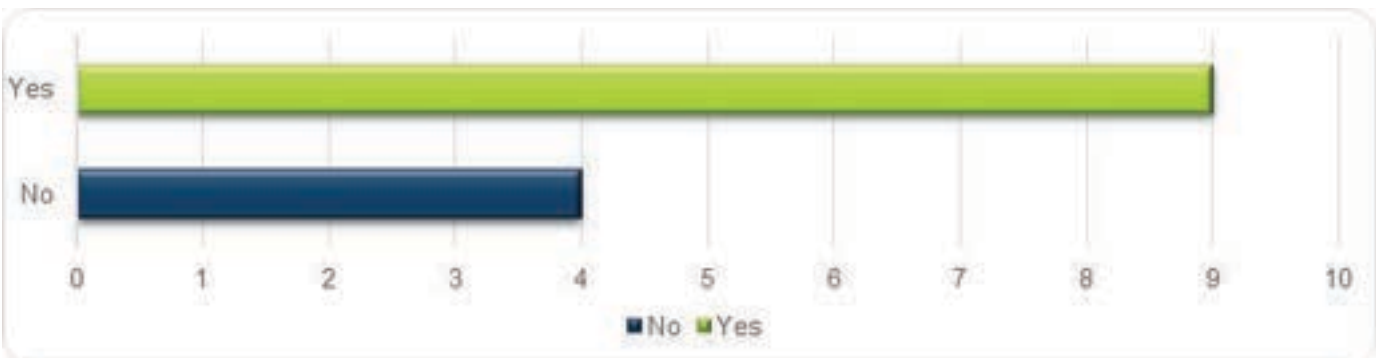
QUESTION SIX: PLEASE SHARE MORE DETAILS ABOUT WHY YOU CHECKED THE BOXES ABOVE, SO WE CAN BETTER UNDERSTAND HOW TO SERVE YOU.

Two individuals shared their concerns about accessibility limitations at the District. One respondent mentioned that they have previously explained their reasons in previous comments, indicating the importance of reviewing their feedback for potential solutions. Another respondent highlighted the exclusive limitation to Butterfield Park when spending time with a child who uses a wheelchair, suggesting a need for improved accessibility across various park facilities. Addressing accessibility concerns will enhance the overall experience for all visitors, regardless of their physical abilities, and ensure that the District remains inclusive and accommodating to everyone’s needs.

QUESTION SEVEN: ACCESSIBILITY AND RECREATION: ELMHURST PARK DISTRICT IS COMMITTED TO THE CONTINUAL IMPROVEMENT OF ACCESSIBILITY IN OUR FACILITIES AND PROGRAMS. DID YOU KNOW THAT WE OFFER ACTIVITY MODIFICATIONS, STAFF TRAINING, AND ADAPTIVE EQUIPMENT FOR INTEGRATED RECREATION OPPORTUNITIES?

Thirteen respondents participated in the question regarding accessibility and recreation. Out of these, nine individuals (69.2%) answered “Yes” to indicate that they find District accessible for recreation purposes (Figure 13). On the other hand, four respondents (30.8%) answered “No,” suggesting that there might be areas of improvement needed to enhance accessibility and recreation opportunities for all community members.

Figure D13: Non-User Responses to Question Seven

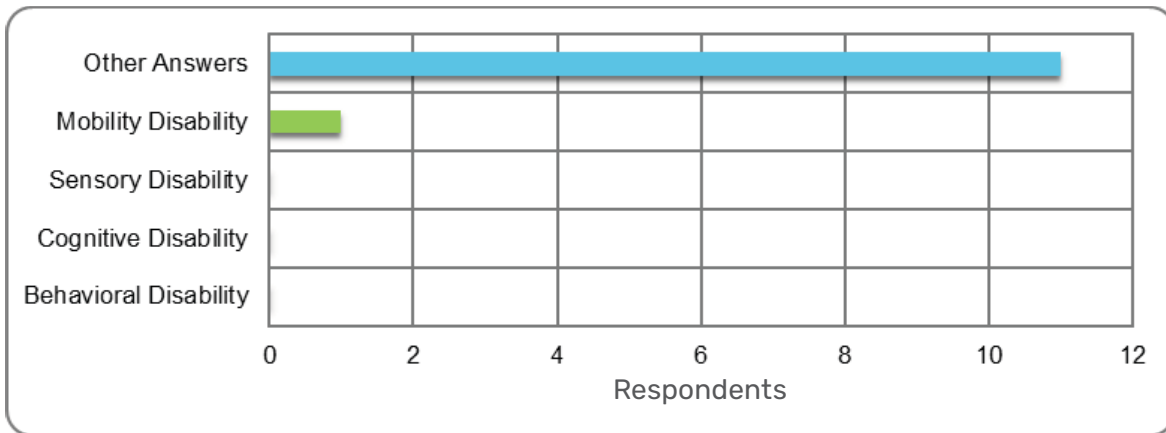


QUESTION EIGHT: ELMHURST PARK DISTRICT RECREATION PROGRAMS OR FACILITIES ARE DIFFICULT FOR ME OR A MEMBER(S) OF MY HOUSEHOLD BECAUSE OF A: (SELECT ALL THAT APPLY)

Twelve respondents shared their perspectives on the difficulties they or their household members face with District programs and facilities related to disabilities. One individual (8.3%) mentioned that

mobility disabilities were a challenge. However, the majority of respondents (91.7%) selected “Other Answers,” suggesting a variety of other disability-related challenges that are not specified in the given options (Figure D14). Understanding the specific challenges faced by individuals with disabilities is crucial in making the necessary adjustments and improvements to help ensure a more inclusive and accommodating environment.

Figure D14: Non-User Responses to Disability Difficulties



QUESTION NINE: PLEASE SHARE MORE DETAILS ABOUT HOW EPD PROGRAMS, PARKS, OR FACILITIES COULD BETTER SUPPORT YOUR NEEDS.

Unfortunately, no respondents provided specific suggestions or details on how District programs, parks, or facilities could better support their needs. With all 14 respondents skipping this question, there is currently no direct feedback on potential improvements.

Concerns about the current state of recreation programs, urging the District to listen to feedback and make necessary improvements to enhance the quality and variety of offerings.

QUESTION TEN: PROGRAM AND FACILITY POLICIES: WHAT CHANGES WOULD YOU LIKE TO SEE MADE TO THE ELMHURST PARK DISTRICT RECREATION PROGRAM AND FACILITY POLICIES?

3 respondents provided feedback on program and facility policies. The responses highlight several suggestions for the District to consider:

Desire for the expansion and modernization of indoor spaces, including dance studios, gymnastics facilities, and recreation rooms.

Concern about the frequency of new playground constructions and renovations, suggesting a reevaluation of these investments in favor of prioritizing other critical updates and facility improvements.

Reduce the burden on taxpayers by offering affordable programs while not hesitating to charge for high-quality programs and facilities.

QUESTION 11: WHAT COMPONENTS OF A SPECIAL EVENT ARE IMPORTANT TO YOU?

Twelve respondents provided their preferences on the components of a special event. Local entertainment, music, small neighborhood gatherings, food, art, dance, and a focus on active lifestyle activities, games, and education are important to the majority of respondents, indicating the elements that are most desired in

D COMMUNITY ENGAGEMENT

special events organized by the District. The data shows the following key findings:

The majority of respondents (58.3%) value local entertainment, indicating a preference for performances and activities showcasing talent from the community.

Half of the respondents (50%) prioritize music as an essential component of a special event, suggesting the significance of live music or musical performances.

Small Neighborhood Gatherings: About half of the respondents (50%) expressed an interest in small neighborhood gatherings, indicating a desire for intimate and localized events.

Respondents highly value food, art, and dance as important elements of a special event, with 41.7% considering each of these aspects significant.

One-third of the respondents (33.3%) emphasized the importance of exercise and active lifestyle activities, games, and educational content, revealing a preference for events that promote physical and intellectual engagement.

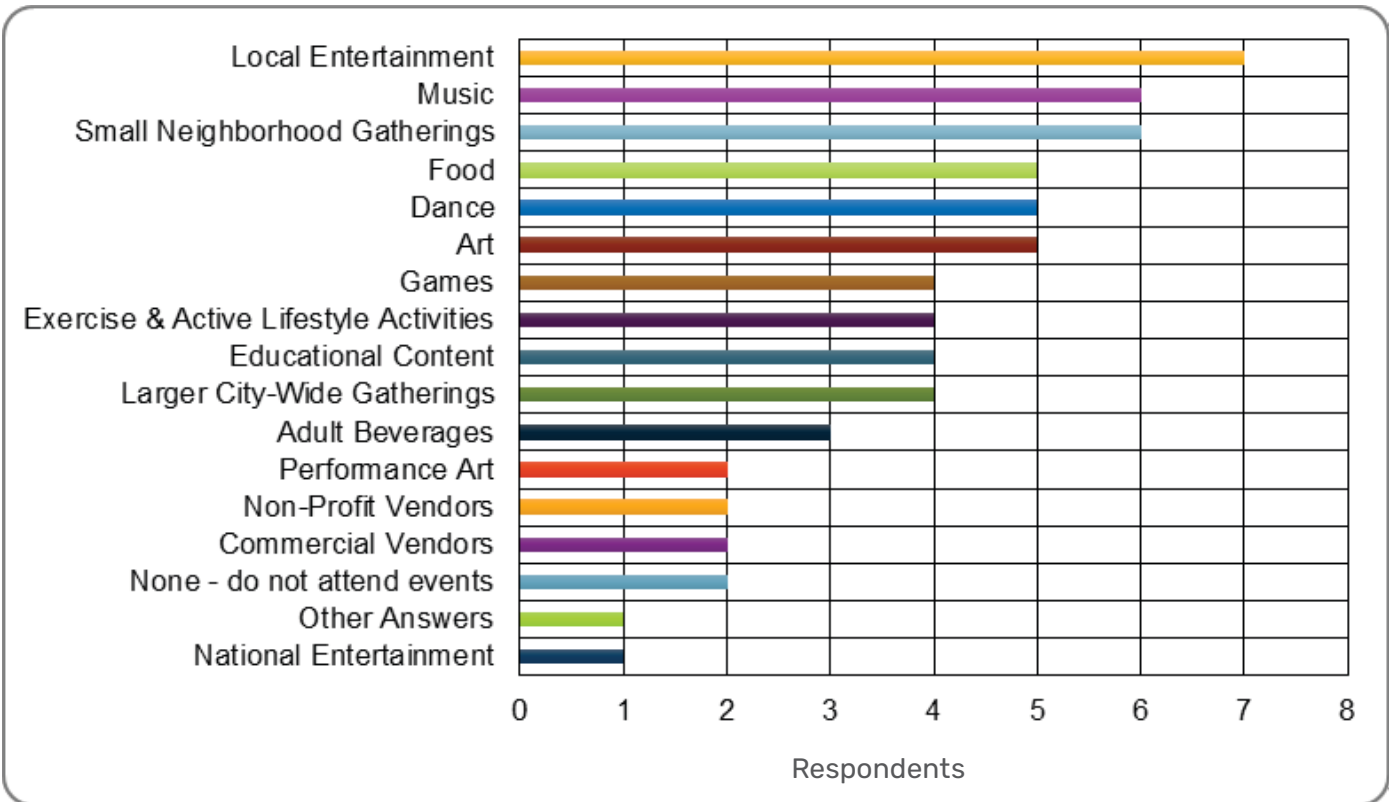
One-third (33.3%) of respondents are interested in larger city-wide gatherings, suggesting an appeal for events that bring together a broader community.

A quarter of the respondents (25%) appreciate adult beverages as part of a special event, while the same percentage values performance art.

16.7% of respondents (two) find commercial and non-profit vendors valuable in a special event.

While 8.3% (one) of respondents considered national entertainment and provided other answers, these aspects were less emphasized compared to other components.

Figure D15: Non-User Special Event Component Importance



QUESTION 12: USE THE SPACE BELOW TO SHARE ANY OTHER QUESTIONS, COMMENTS, FEEDBACK, OR IDEAS YOU HAVE ABOUT ELMHURST PARK DISTRICT RECREATION FACILITIES, PROGRAMS, ACTIVITIES, POLICIES, OR EVENTS.

Five respondents provided additional questions, comments, feedback, and ideas about various aspects of the District, as follows:

One respondent suggested offering a greater variety of classes for older youth, particularly tumbling-only classes, as there is currently a lack of options for this age group.

Another respondent recommends introducing more variety in events, as some annual events have become repetitive, and they appreciate seeing new and diverse activities.

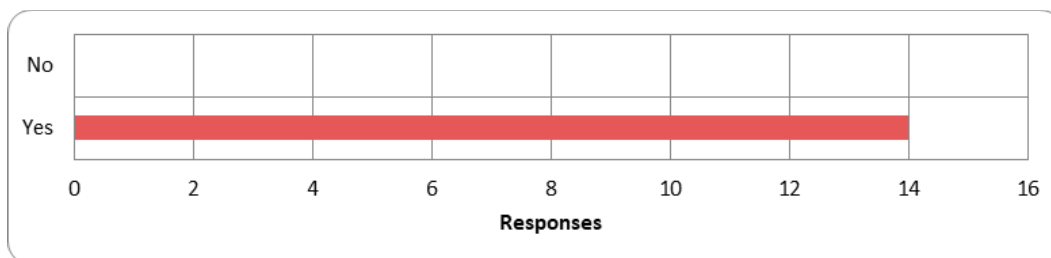
A specific suggestion is made to add a dog park at Berens Park, catering to dog owners who frequent the park with their pets.

A practical idea is proposed to include electrical outlets or Wi-Fi at playgrounds to provide conveniences for parents who are working remotely, enabling them to join their family at the park while still being connected.

QUESTION 13: ARE YOU AN ELMHURST PARK DISTRICT TAXPAYER?

There was a total of 14 respondents who answered “Yes,” indicating that they are District taxpayers (Figure D16). This response implies that the individuals participating in the survey have a direct financial stake in the operations and services provided by the District.

Figure D16: Non-User Response to Question 13



QUESTION 14: PLEASE SHARE YOUR ZIP CODE.

Unfortunately, no respondents provided a response to this question. With all 14 respondents skipping this question, there is currently no direct feedback to collect specific location data or demographic information related to the participants’ residential areas.

D2. Phase 3 Community Engagement Summary

D2.1. Introduction

The Community Engagement Phase 3 approach was designed to provide insight into areas that could use further clarification from the community. While it was understood that the community expressed interest in an indoor facility, a budget exercise available online and in person helped respondents prioritize which types of spaces within a facility were most important. Similarly, a question regarding park amenities and open space was posed in the context of a budget prioritization exercise. Then, specific questions regarding the top priority investment rating program areas were posed in relation to importance and interest. Phase 3 helped clarify and prioritize fitness and wellness, cooking programs, and community event elements.

D2.2. Open Houses

Three open house sessions were held on Wednesday, November 15, 2023. The sessions occurred at the Joanne B Wagner Recreation Center from 9 to 11 a.m., Mary E. Kies Recreation center from 12 to 2 p.m., and Courts Plus from 5 to 7 p.m. The same engagement activities were offered at each location:

- Voting box activity for indoor facility and outdoor amenity and open space prioritization
- Ranking worksheet for cooking program, fitness and wellness, and community event interests
- Feedback frames for cooking class types

Voting Boxes

The voting box activity captured respondents' sentiment regarding indoor and outdoor amenity and open space funding prioritization. Using a predetermined amount of play money, participants demonstrated their funding opinion by inserting their desired amount of money into any or all of the boxes that corresponded with the investment option.

INDOOR SPACE FACILITY SPENDING PRIORITIZATION

The indoor facility station asked the following question: "If an additional \$30 were available for new/expanded indoor spaces, how would you prioritize spending?" The indoor funding allocation options included:

- Multipurpose rooms for programs
- Fitness class space
- Fitness floor
- Running/walking track
- Gymnasium/courts
- Artificial turf fields

The six \$5 bills could be placed in voting boxes as desired.

OUTDOOR PARK, TRAILS, AND OPEN SPACE SPENDING PRIORITIZATION

The outdoor amenity station asked the following question: "If an additional \$40 were available for outdoor parks, trails, and open spaces, how would you prioritize spending?"

- Add new park amenities
- Improve maintenance of existing parks and park amenities
- Acquire new park land and open space
- Upgrade existing parks and park amenities

The four \$10 bills could be placed in voting boxes as desired.

Ranking Worksheet

To help understand how participants would prioritize areas of most interest to them, a worksheet offered an opportunity to place the options in their preferred rank order. The

worksheet asked respondents to rank three program areas: fitness, cooking, and community events interests.

FITNESS

Question 1 asked the following: “How could the Elmhurst Park District help you achieve your fitness goals?” The question then instructed participants to rank the following options in order of importance:

- Variety of fitness/group exercise classes
- More indoor fitness/group exercise class offerings
- More outdoor fitness/group exercise class offerings
- Hold fitness/group exercise classes at different locations in the District
- More non-member fitness/group exercise classes
- Incentive programs that encourage participation
- Upgraded fitness equipment
- More fitness equipment
- Different variety of fitness equipment
- Lower Courts Plus membership fees
- Other

COOKING PROGRAMS

Question 2 asked the following: “What factors would allow you/your family to participate in cooking programs?” The question then instructed participants to rank the following options in order of importance:

- Private/small group experience
- Group experience
- Daytime classes

- Evening classes
- Weekday classes
- Weekend classes
- Multigenerational
- Cost
- Other

COMMUNITY EVENTS

Question 3 asked the following: “What components of a community event are important to you?” The question then instructed participants to rank the following options in order of importance:

- Small neighborhood gatherings
- Larger citywide gatherings
- Adult beverages
- Art
- Commercial vendors
- Dance
- Educational content
- Exercise & active lifestyle activities
- Food
- Games
- Local entertainment
- Music
- Nonprofit vendors
- Performance art
- Other

Feedback Frames

To understand the level of support and/or interest for specific amenities, this station asked participants to rate each cooking class type on a Likert scale from “strongly agree” to “strongly disagree” or “not sure.” The following question was posed at this station: “What types of cooking programs would interest you/your family to participate?” The participant placed a blue coin in the slot that best represented their opinion. Coins were hidden from view to allow for independent response to the following class types:

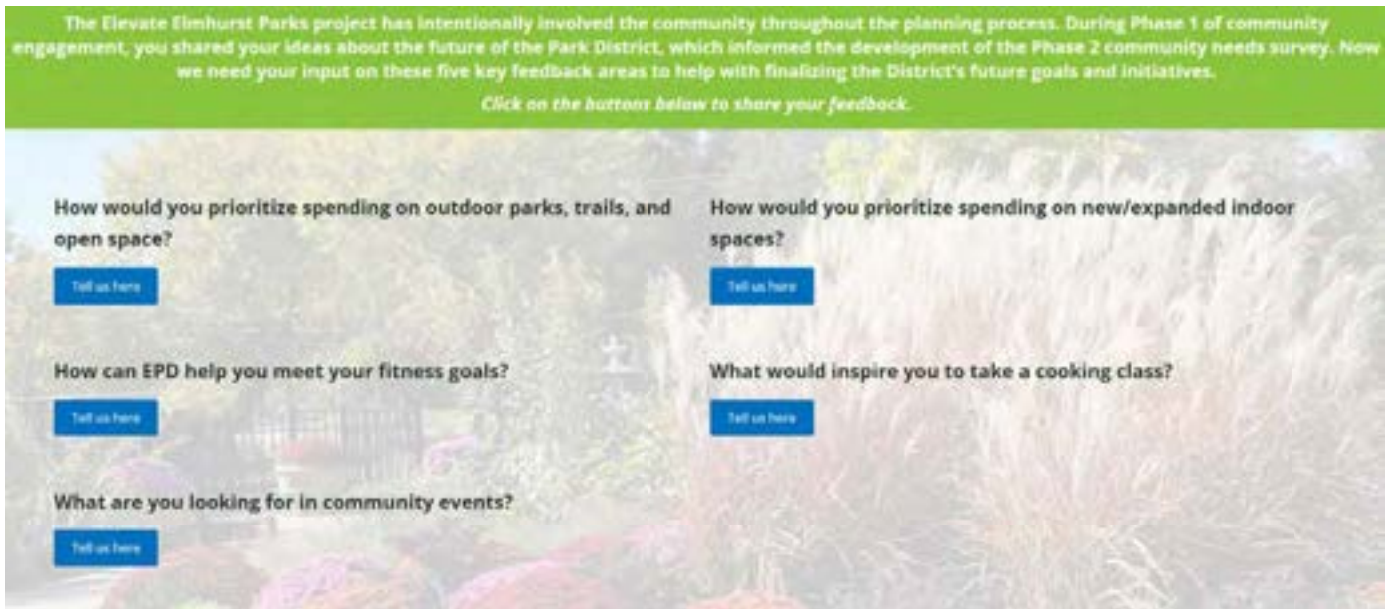
- Appetizers
- Budget meals
- Cooking for kids/teens
- Desserts
- Entrees

- Healthy food
- Luxury meals
- Meals for beginners
- Meals for experts
- Meals for special dietary needs
- Party food
- Other

D2.3. EEP Online Surveys

Five survey questions were available for response from November 10 to 27, 2023, on the EEP project website (Figure D17). The questions mirrored the open house activity questions and were displayed on the project website home page.

Figure D17: Project Website Home Page – Phase 3



Participants could choose to answer any or all of the survey questions. The screenshots in

Figures D18–D22 capture the survey experience for each question:

Figure D18: How Respondents Would Prioritize Spending on Outdoor Parks, Trails, and Open Space

If an additional \$100 were available for outdoor parks, trails, and open space, how would you prioritize spending between the choices below (using the sliders pick the amount you would spend for that option)?

REMAINING \$100.00 **SPENT \$0.00**

Add new park amenities
(Examples include: bandshell, second dog park, permanent park restroom buildings, ice rink, etc.)
\$0.00

Improved maintenance of existing parks and park amenities
\$0.00

Acquisition of new park land and open space
\$0.00

Upgrade existing parks and park amenities
(Examples include: playgrounds, athletic fields, athletic courts, etc.)
\$0.00


Submit Budget

D

COMMUNITY ENGAGEMENT

Figure D19: How Respondents Would Prioritize Spending on New/Expanded Indoor Spaces

If an additional \$100 were available for new/expanded indoor spaces, how would you prioritize spending between these types of indoor recreation facility spaces that were a high/medium priority in the Elevate Elmhurst Parks community survey? (using the sliders pick the amount you would spend for that option)



REMAINING

\$100.00

SPENT

\$0.00

<p>Multipurpose Rooms for Programs</p> <div style="display: flex; align-items: center; justify-content: center;"><div style="width: 20px; height: 20px; background-color: #4CAF50; border-radius: 50%; margin-right: 10px;"></div><div style="flex-grow: 1; border-bottom: 1px solid #ccc; position: relative;"><div style="position: absolute; left: -20px; top: -10px; width: 10px; height: 10px; background-color: #4CAF50; border-radius: 50%;"></div></div><div style="width: 20px; height: 20px; background-color: #4CAF50; border-radius: 50%; margin-left: 10px;"></div></div> <p style="margin-top: 5px;">\$0.00</p>	<p>Fitness Class Space</p> <div style="display: flex; align-items: center; justify-content: center;"><div style="width: 20px; height: 20px; background-color: #4CAF50; border-radius: 50%; margin-right: 10px;"></div><div style="flex-grow: 1; border-bottom: 1px solid #ccc; position: relative;"><div style="position: absolute; left: -20px; top: -10px; width: 10px; height: 10px; background-color: #4CAF50; border-radius: 50%;"></div></div><div style="width: 20px; height: 20px; background-color: #4CAF50; border-radius: 50%; margin-left: 10px;"></div></div> <p style="margin-top: 5px;">\$0.00</p>
<p>Fitness Floor <small>(strength training equipment, cardio equipment, free weights, etc.)</small></p> <div style="display: flex; align-items: center; justify-content: center;"><div style="width: 20px; height: 20px; background-color: #4CAF50; border-radius: 50%; margin-right: 10px;"></div><div style="flex-grow: 1; border-bottom: 1px solid #ccc; position: relative;"><div style="position: absolute; left: -20px; top: -10px; width: 10px; height: 10px; background-color: #4CAF50; border-radius: 50%;"></div></div><div style="width: 20px; height: 20px; background-color: #4CAF50; border-radius: 50%; margin-left: 10px;"></div></div> <p style="margin-top: 5px;">\$0.00</p>	<p>Running/Walking Track</p> <div style="display: flex; align-items: center; justify-content: center;"><div style="width: 20px; height: 20px; background-color: #4CAF50; border-radius: 50%; margin-right: 10px;"></div><div style="flex-grow: 1; border-bottom: 1px solid #ccc; position: relative;"><div style="position: absolute; left: -20px; top: -10px; width: 10px; height: 10px; background-color: #4CAF50; border-radius: 50%;"></div></div><div style="width: 20px; height: 20px; background-color: #4CAF50; border-radius: 50%; margin-left: 10px;"></div></div> <p style="margin-top: 5px;">\$0.00</p>
<p>Gymnasium/Courts <small>(basketball, pickleball, volleyball, etc.)</small></p> <div style="display: flex; align-items: center; justify-content: center;"><div style="width: 20px; height: 20px; background-color: #4CAF50; border-radius: 50%; margin-right: 10px;"></div><div style="flex-grow: 1; border-bottom: 1px solid #ccc; position: relative;"><div style="position: absolute; left: -20px; top: -10px; width: 10px; height: 10px; background-color: #4CAF50; border-radius: 50%;"></div></div><div style="width: 20px; height: 20px; background-color: #4CAF50; border-radius: 50%; margin-left: 10px;"></div></div> <p style="margin-top: 5px;">\$0.00</p>	<p>Artificial Turf Fields <small>(baseball, soccer, lacrosse, etc.)</small></p> <div style="display: flex; align-items: center; justify-content: center;"><div style="width: 20px; height: 20px; background-color: #4CAF50; border-radius: 50%; margin-right: 10px;"></div><div style="flex-grow: 1; border-bottom: 1px solid #ccc; position: relative;"><div style="position: absolute; left: -20px; top: -10px; width: 10px; height: 10px; background-color: #4CAF50; border-radius: 50%;"></div></div><div style="width: 20px; height: 20px; background-color: #4CAF50; border-radius: 50%; margin-left: 10px;"></div></div> <p style="margin-top: 5px;">\$0.00</p>

Submit Budget

Figure D20: How EPD Can Help Respondents Meet Their Fitness Goals

EEP Fitness Survey

How could the Elmhurst Park District help you achieve your fitness goals?

Drag and drop the choices below into this box, in order of preference.

Different Variety of Fitness/Group Exercise Classes	+
More Indoor Fitness/Group Exercise Class Offerings	+
More Outdoor Fitness/Group Exercise Class Offerings	+
Hold Fitness/Group Exercise Classes at Different Locations in the District	+
More Non-Member Fitness/Group Exercise Classes	+
Incentive Programs that Encourage Participation	+
Upgraded Fitness Equipment	+
More Fitness Equipment	+
Different Variety of Fitness Equipment	+
Lower Courts Plus Membership Fees	+

Other
Please list a different idea below:

Figure D21: What Would Inspire Respondents to Take a Cooking Programs

EEP Cooking Survey

What types of cooking programs (subjects/topics) would interest you/your family to participate?

Please rate each factor in relation to the extent it would interest you/your family to participate in a cooking program.

	Not Interested	Somewhat Interested	Interested	Extremely Interested
Luxury meals	<input type="checkbox"/>	<input type="checkbox"/>	<input type="checkbox"/>	<input type="checkbox"/>
Budget meals	<input type="checkbox"/>	<input type="checkbox"/>	<input type="checkbox"/>	<input type="checkbox"/>
Desserts	<input type="checkbox"/>	<input type="checkbox"/>	<input type="checkbox"/>	<input type="checkbox"/>
Appetizers	<input type="checkbox"/>	<input type="checkbox"/>	<input type="checkbox"/>	<input type="checkbox"/>
Entrees	<input type="checkbox"/>	<input type="checkbox"/>	<input type="checkbox"/>	<input type="checkbox"/>
Meals for beginners	<input type="checkbox"/>	<input type="checkbox"/>	<input type="checkbox"/>	<input type="checkbox"/>
Meals for experts	<input type="checkbox"/>	<input type="checkbox"/>	<input type="checkbox"/>	<input type="checkbox"/>
Party food	<input type="checkbox"/>	<input type="checkbox"/>	<input type="checkbox"/>	<input type="checkbox"/>
Healthy food	<input type="checkbox"/>	<input type="checkbox"/>	<input type="checkbox"/>	<input type="checkbox"/>
Meals for special dietary needs	<input type="checkbox"/>	<input type="checkbox"/>	<input type="checkbox"/>	<input type="checkbox"/>
Cooking for kids/teens	<input type="checkbox"/>	<input type="checkbox"/>	<input type="checkbox"/>	<input type="checkbox"/>

Please list additional types of cooking programs that would be of interest to you/your family below:

What factors would allow you/your family to participate in cooking programs?

Please rank the following items in order of what is most to least important for you/your household to participate in a cooking program.

Drag and drop the items below into this box, in order of preference.

- Private/Small Group Experiences +
- Group Experience +
- Daytime Classes +
- Evening Classes +
- Weekday Classes +
- Weekend Classes +
- Multi-generational +
- Cost +

Submit

Figure D22: What Respondents Seek From Community Events

EEP Community Events

What components of a community event are important to you?

Drag and drop the items below into this box, in order of preference.

Small Neighborhood Gatherings	+
Larger City-Wide Gatherings	+
Adult Beverages	+
Art	+
Commercial Vendors	+
Dance	+
Educational Content	+
Exercise & Active Lifestyle Activities	+
Food	+
Games	+
Local Entertainment	+
Music	+
Non-Profit Vendors	+
Performance Art	+

Other
Please list additional event components below:

D2.4. Phase 3 Engagement Results

Participation in the open houses and online surveys was high compared to other regional and national levels of participation. Although not required for participation, 69 people signed the

open house sign-in sheets. The website had 669 unique visitors and resulted in 671 data points. Table D1 depicts the number of respondents to each survey question.

Table D1: Phase 3 Online Survey Participation

Topic	Survey Responses
Community Events	60 (9 "Other" answers)
Cooking: Interest Factors	74 (22 "Other" answers)
Cooking: Class Types	57
Fitness	57 (23 "Other" answers)
Indoor Spaces	103
Outdoor Amenities	266

Outdoor Amenities

Table D2 depicts the ranking of the four outdoor amenity choices; a rank of 1 equates to the top choice for spending, or the most desired amenity

for spending. While online and open house participants' outdoor spending priorities did not align, the average rank indicates acquisition of new park land and open space is most important to respondents.

Table D2: Phase 3 Outdoor Spending Results

Outdoor Amenities	Open House Rank	Online Rank	Average Rank
Acquire new park land and open space	2	1	1.5
Upgrade existing parks and park amenities	1	3	2
Add new park amenities	4	2	3
Improved maintenance of existing parks and park amenities	3	4	3.5

Note: Participants' dollar amount allocations were not used for comparative interpretation in this summary because the information from the online software reported an overall average allocation for each choice. Without knowing the number of open house voting box respondents (and therefore

the dollar amount), a true comparison of dollars cannot be completed.

Indoor Spaces

Similar to the outdoor amenities results, the indoor space spending allocations are reported in Table D3 according to rank order. A rank of 1 equates to

the top choice for spending, or the most desired space for spending.

Table D3: Phase 3 Indoor Spending Results

Indoor Spaces	Open House Rank	Online Rank	Average Rank
Gymnasium/courts	1	2	1.5
Fitness floor	2	5	3.5
Running/walking track	4	3	3.5
Artificial turf fields	6	1	3.5
Fitness class space	3	6	4.5
Multipurpose rooms for programs	5	4	4.5

The indoor gymnasium/courts space was by far the top open house participant choice—it garnered nearly twice as much play money than the fitness floor. Online participants did not arrive to such a clear top choice; artificial turf fields and gymnasium/courts received almost identical average dollar allocations.

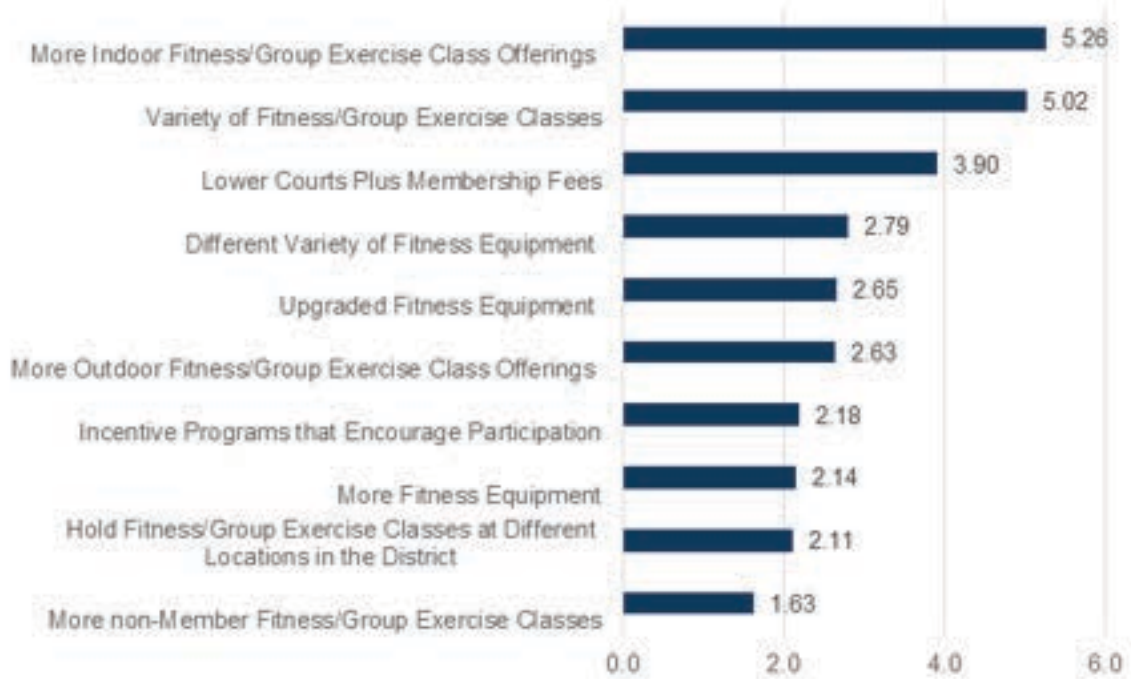
Note: Participants' dollar amount allocations were not used for comparative interpretation in this summary because the information from the online software reported an overall average allocation for each choice. Without knowing the number of open house voting box respondents (and therefore

the dollar amount), a true comparison of dollars cannot be completed.

Fitness

Phase 3 respondents expressed the highest interest in more and different varieties of fitness/group exercise classes as well as reduced Courts Plus membership fees. The weighted average scores from online and open house results were averaged together and are depicted in Figure D23. Weighted averages were calculated based on a 10-point scale, with the top choice equaling 10, and the last choice equaling one.

Figure D23: How the EPD Helped Respondents Achieve Their Fitness Goals



The top two answers from both the online and open house results were the same as the final

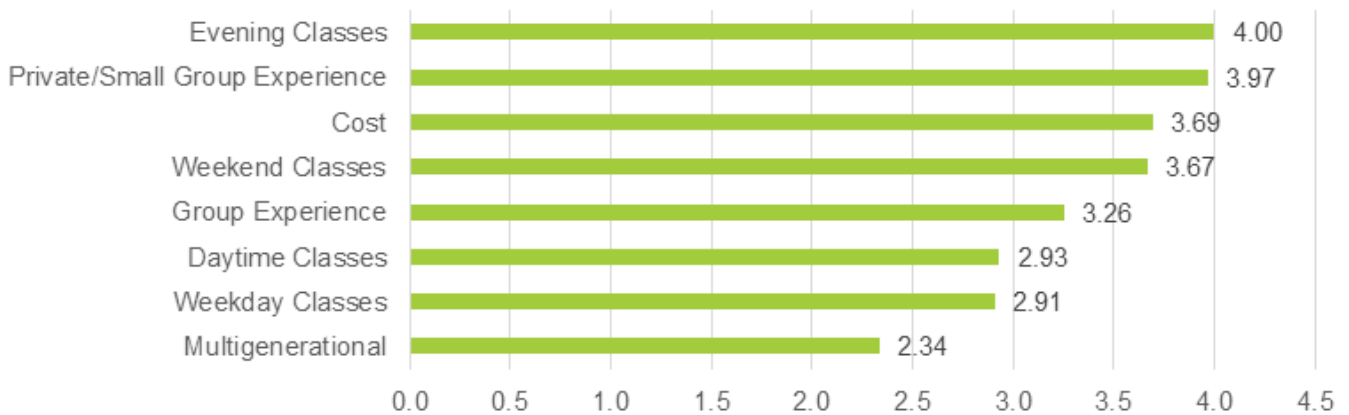
weighted average result: more and different varieties of fitness/group exercise classes.

Cooking

Evening, private/small group, and cost were the most important factors in selecting a cooking program. The weighted average scores from online and open house results were averaged

together and are depicted in Figure D24. Weighted averages were calculated based on an eight-point scale, with the top choice equaling eight and the last choice equaling one.

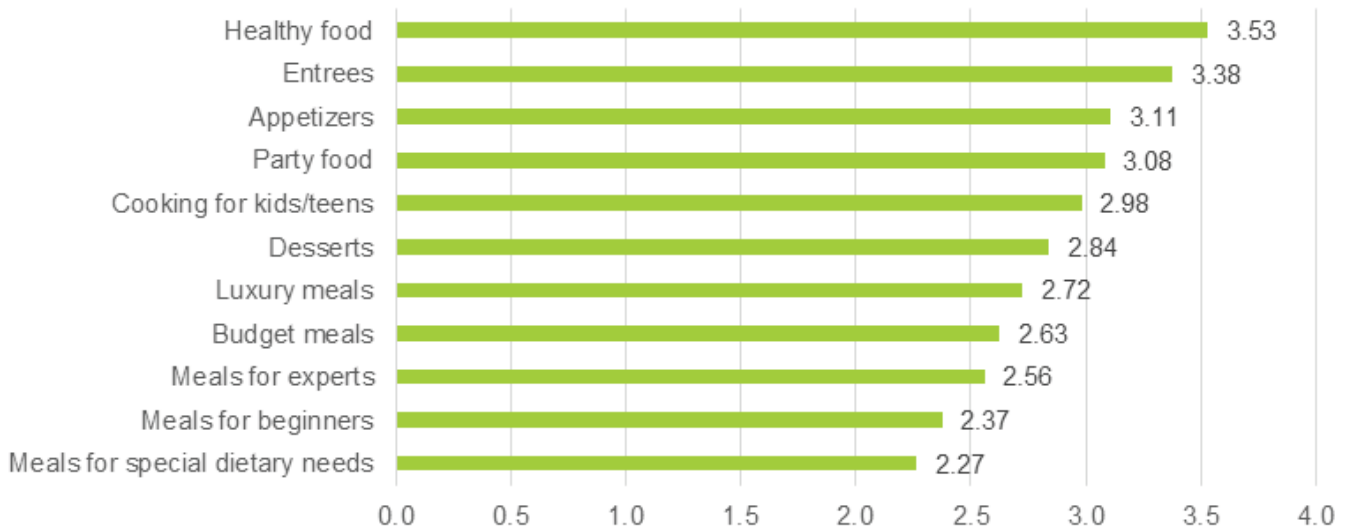
Figure D24: What Factors Would Allow Respondents/Their Families to Participate in Cooking Programs



The top answers for the online and open house results were not the same. Evening classes and private/small group experience were numbers one and two for online respondents, and a group experience and weekend classes were numbers one and two for open house participants.

Healthy food and entrees were the class topics of most interest. Figure D25 depicts the weighted average scores from online and open house results averaged together. Weighted averages were calculated based on an 11-point scale, with the top choice equaling 11 and the last choice equaling one.

Figure D25: Cooking Programs (Subjects/Topics) That Would Interest Respondents/Their Families

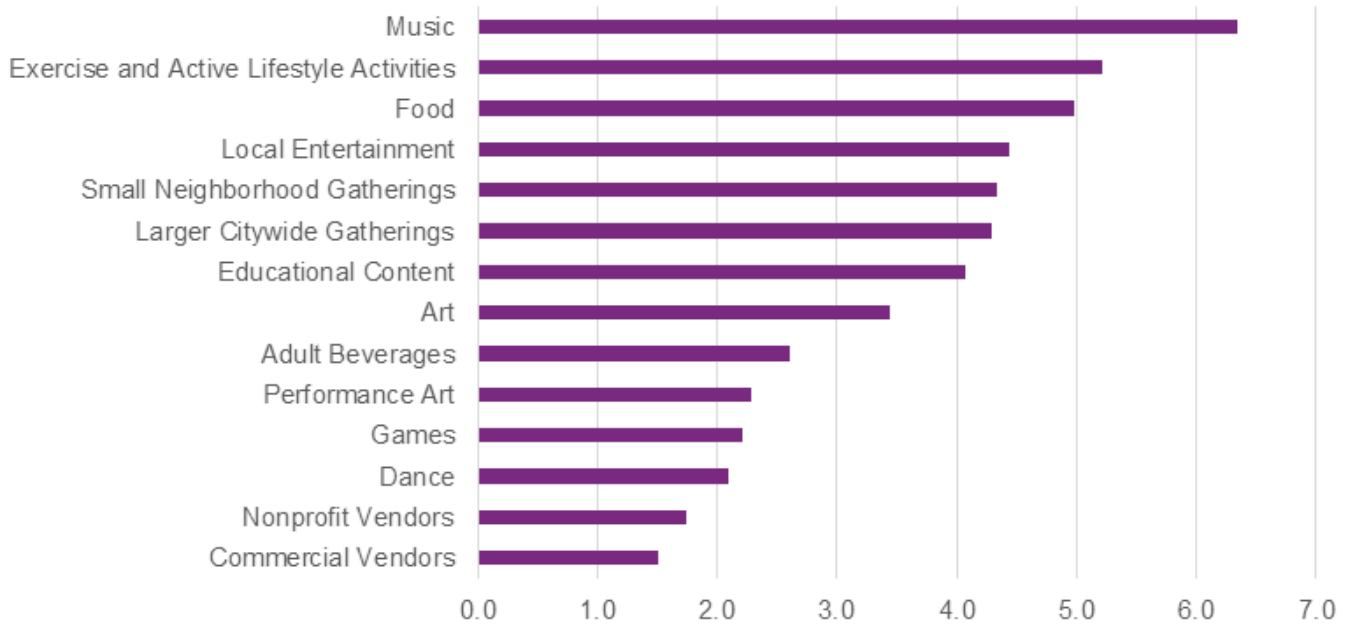


The top two answers (healthy food and entrees) were the same for both online and open house participants; this was followed by appetizers for online respondents and party food for open house respondents.

Community Events

Respondents were most interested in music, exercise and active lifestyle activities, and food at community events. The weighted average scores from online and open house results were averaged together and are depicted in Figure D26. Weighted averages were calculated based on a 14-point scale, with the top choice equaling 14 and the last choice equaling one.

Figure D26: Components of Community Events Most Important to Respondents



Music was the top answer for both online and open house participants. The second-place answer differed between the two groups; online participants ranked exercise and active lifestyle activities second, and open house participants ranked food second.

Additional Comments

In addition to the structured activities, 14 participants filled out comment cards. The topic areas that received more than one reference include:

- Preserve the greenspace in Priority Area 10
- Keep pools open longer

- Improve outdoor tennis courts
- Add various park amenity ideas

Conclusion

The results of the Phase 3 community engagement efforts helped provide further direction for the District’s service and investment strategies. As the District works to improve, change, and/or grow, the prioritized data can help inform next steps and actions.

COMMUNITY NEEDS SURVEY RESULTS

E

COMMUNITY NEEDS SURVEY RESULTS

E1. Random Sample Findings

2023

Elmhurst Park District, IL

Elevate Elmhurst Parks Needs Assessment Survey

Findings Report



Contents

Section 1: Executive Summary.....	1
Section 2: Charts and Graphs.....	13
Section 3: Priority Investment Rating	50
Section 4: National Benchmarks.....	58
Section 5: Trends.....	65
Section 6: Tabular Data.....	75
Section 7: Open-Ended Comments.....	123
Section 8: Survey Instrument.....	155

1

Executive Summary

2023 Elmhurst Park District Parks and Recreation Needs Assessment Survey Executive Summary

Overview

ETC Institute administered a needs assessment survey for the Elmhurst Park District during the summer months of 2023. The survey will help Elevate Elmhurst Parks, a community-based planning process, guide the district's priorities for the next five years.

Methodology

ETC Institute mailed a survey packet to a random sample of households in the District boundaries. Each survey packet contained a cover letter, a copy of the survey, and a postage-paid return envelope. Residents who received the survey were given the option of returning the survey by mail or completing it online at ElmhurstPdSurvey.org.

After the surveys were mailed, ETC Institute followed up with residents via postcard to encourage participation. To prevent people who were not residents of Elmhurst Park District from participating, everyone who completed the survey online was required to enter their home address prior to submitting the survey. ETC Institute then matched the addresses that were entered online with the addresses that were originally selected for the random sample. If the address from a survey completed online did not match one of the addresses selected for the sample, the online survey was not included in the final database for this report and added to the public survey database.

The goal was to collect a minimum of 400 completed surveys from residents. The goal was met with 401 completed surveys collected. The overall results for the sample of 401 households have a precision of at least +/-4.8 at the 95% level of confidence.

This report contains the following:

- Charts showing the overall results of the survey (Section 2)
- Priority Investment Rating (PIR) that identifies priorities for facilities and programs (Section 3)
- Benchmarks comparing data from Elmhurst Park District to national averages (Section 4)
- Trends comparing data from the 2016 to 2023. (Section 5)
- Tabular data showing the overall results for all questions on the survey (Section 6)
- Answers to open-ended questions (Section 7)
- A copy of the cover letter and survey instrument (Section 8)

The major findings of the survey are summarized on the following pages.

Elmhurst Park District Recreation Program Participation

Use Overview. Most respondents (61%) report participating in recreation programs offered by Elmhurst Park District within the last year. Of those participants, the highest percentage (36%) participated in 2-3 programs followed by 23% participating in 1 program or 4-6 programs. Eighty-six percent (86%) of participants rated the programs as either excellent (30%) or good (56%).

Reasons for Participating. Respondents most often listed “location of the program facility” (62%), times the programs are offered (52%), and reasonable fees (47%) as the reasons they choose to participate. Respondents most often listed classes/programs being full (35%), inconvenient program times (34%), and busy schedules (27%) as the reasons they do not participate or do not participate more often.

Organizations Used for Activities. Respondents were asked to select all the organizations their household had used for indoor and outdoor recreation and sports activities within the past year. Respondents most often used the Elmhurst Park District (73%), neighboring communities or other park districts (50%), or DuPage County Forest Preserve District (40%).

Parks, Trails, and Facilities Use

Condition of Parks and Trails. Respondents were asked to rate the overall condition of all the parks and facilities they had visited within the last year. The parks and trails that rated the highest (as “excellent” or “good”) were Centennial Park (96%), Butterfield Park (90%), and Wilder Park (90%).

Condition of Facilities. Respondents were also asked to rate the overall condition of recreation facilities. Respondents were most satisfied (rating “excellent” or “good”) with the Wilder Park Conservatory (91%), Wilder Mansion (90%), and Mary E. Kies Recreation Center (87%).

Communications and Funding

Information Sources. Respondents were asked to rate the effectiveness of information sources used to receive information about the park district. Respondents felt the sources that were the most effective (rating “very effective” or “effective”) were the park district program brochure (76%), the park district website (64%), and talking with friends and neighbors (53%). Respondents would most prefer to use the park district brochure (63%), the park district email newsletters (47%), or the park district website (42%).

Value from Property Taxes. Most respondents (66%) rated their overall value from property taxes as either excellent (31%) or good (35%).

Referendum Perspectives. Most respondents (62%) said they would be willing to pay less than \$50 in additional property taxes through a referendum to address high priority items. The highest percentage of respondents (35%) said they would vote in favor of a referendum, 28% might vote in favor, 20% were not sure, and 17% said they would vote against.

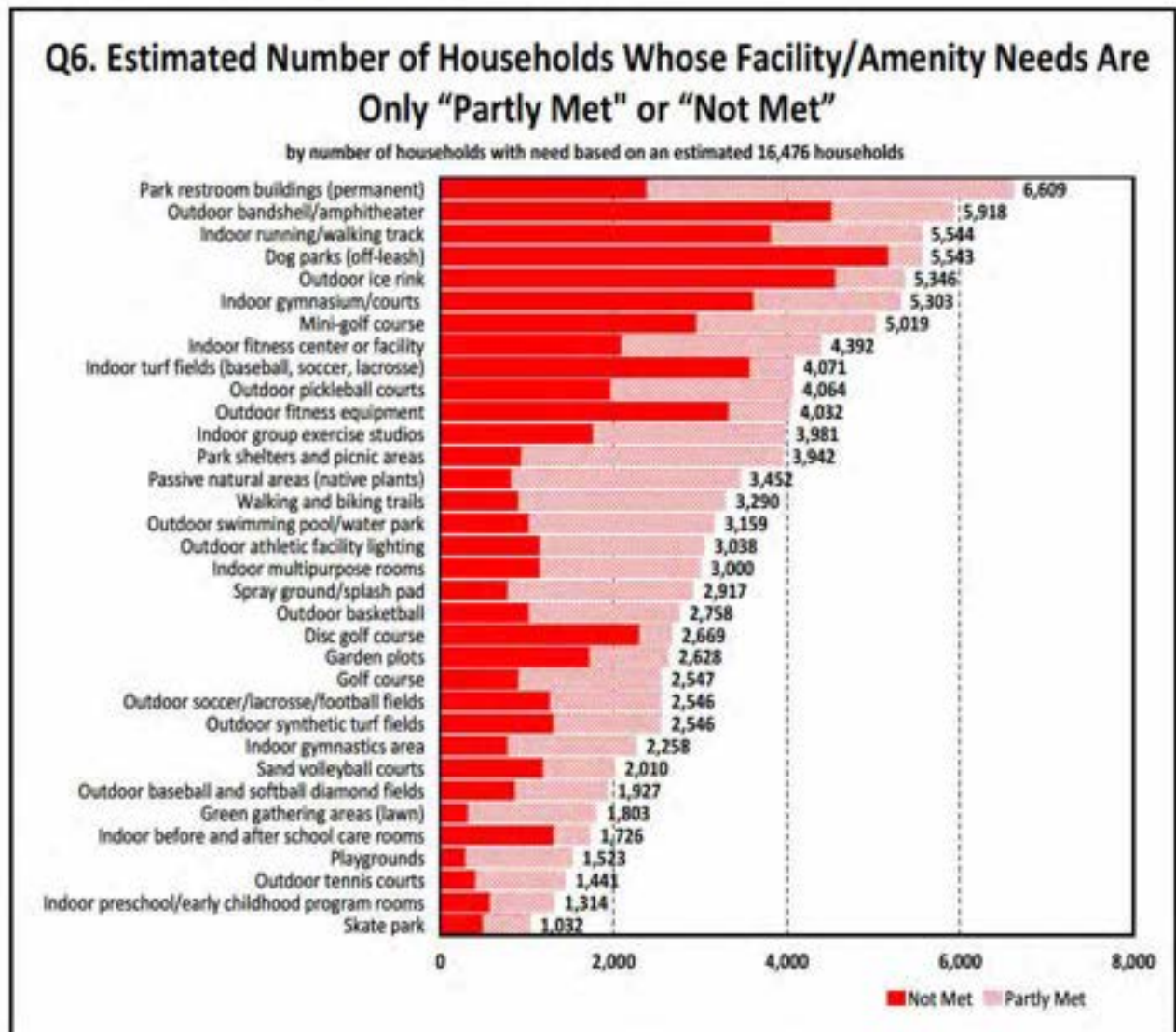
Parks and Recreation Indoor/Outdoor Amenities Needs and Priorities

Amenity Needs: Respondents were asked to identify if their household had a need for 34 indoor/outdoor amenities and to rate how well their needs for each were currently being met. Based on this analysis, ETC Institute was able to estimate the number of households in the community that had the greatest “unmet” need for various amenities.

The three amenities with the highest percentage of households that have an unmet need:

1. Park restroom buildings (permanent) – 6,609 households
2. Outdoor bandshell/amphitheater – 5,918 households
3. Indoor running/walking track – 5,544 households

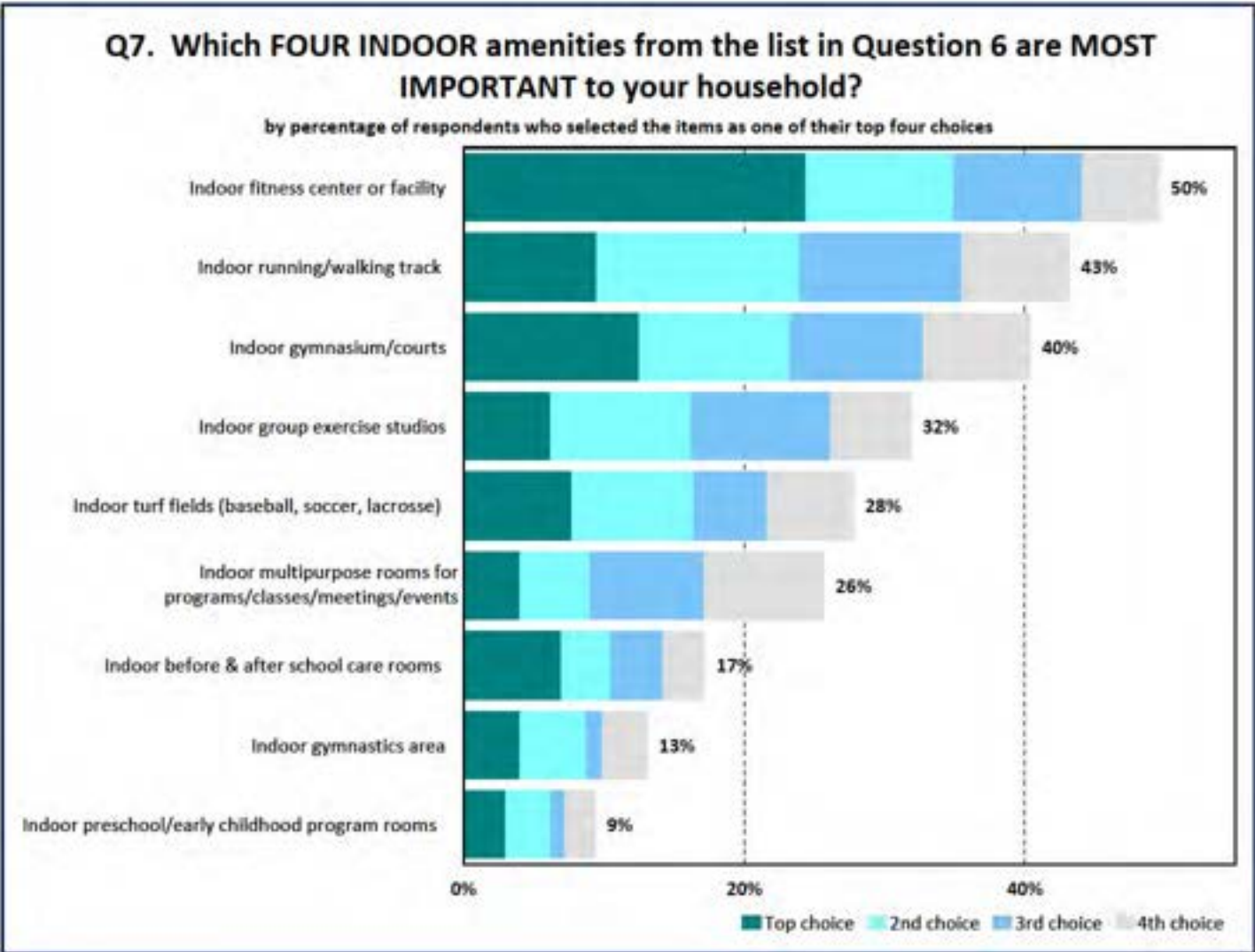
The estimated number of households that have unmet needs for each of the 34 amenities assessed is shown in the chart below.



Indoor/Outdoor Amenities Importance: In addition to assessing the needs for each indoor/outdoor amenity, ETC Institute also assessed the importance that residents placed on each item. Based on the sum of respondents’ top four choices, these were the four amenities ranked most important to residents:

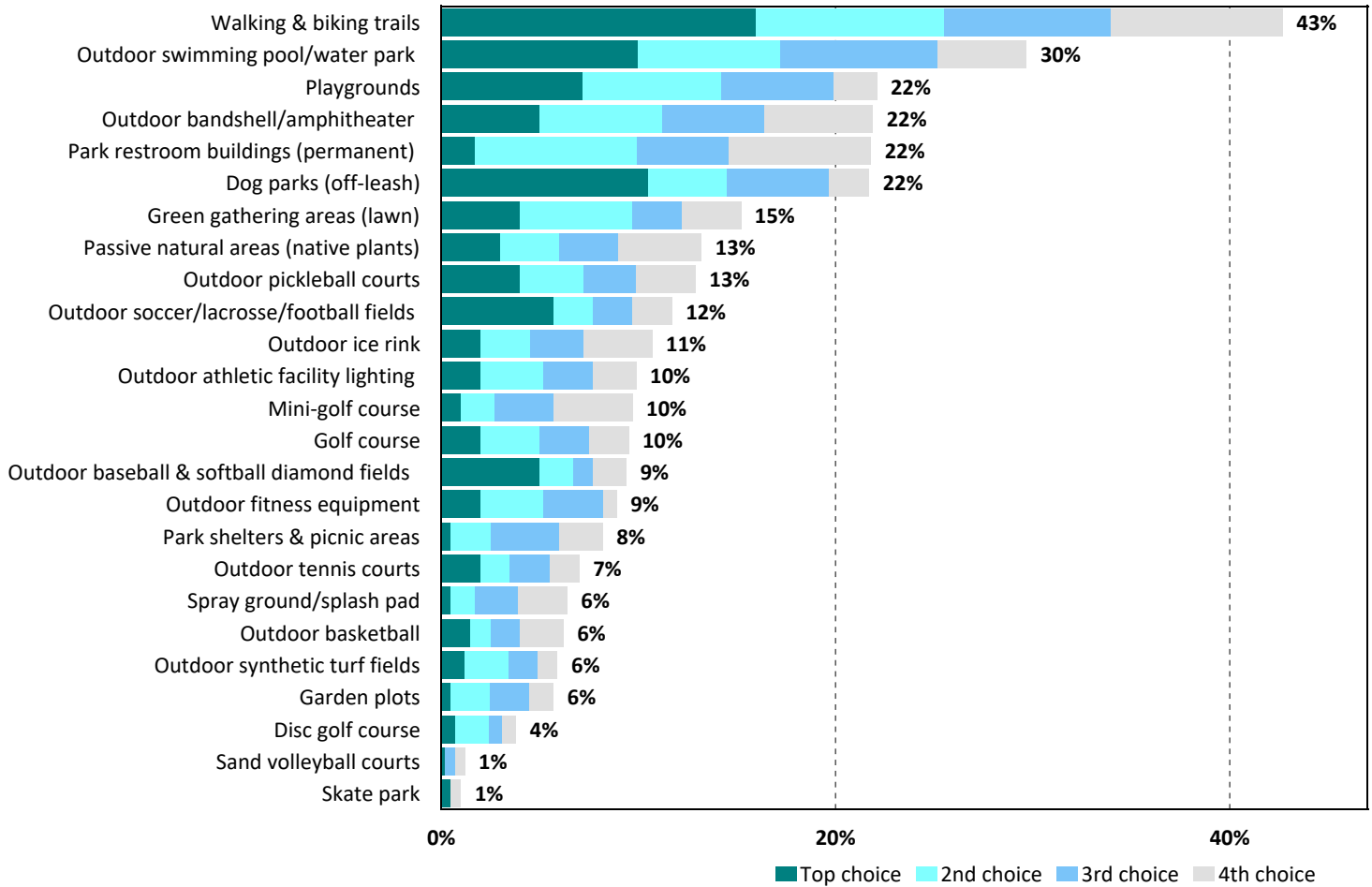
- 1. Indoor fitness center or facility (50%)
- 2. Indoor running/walking track (43%)
- 3. Walking & biking trails (43%)
- 4. Indoor gymnasium/courts (40%)

The percentage of residents who selected each amenity as one of their top four choices is shown in the charts below and on the next page.



Q8. Which FOUR OUTDOOR amenities from the list in Question 6 are MOST IMPORTANT to your household?

by percentage of respondents who selected the items as one of their top four choices



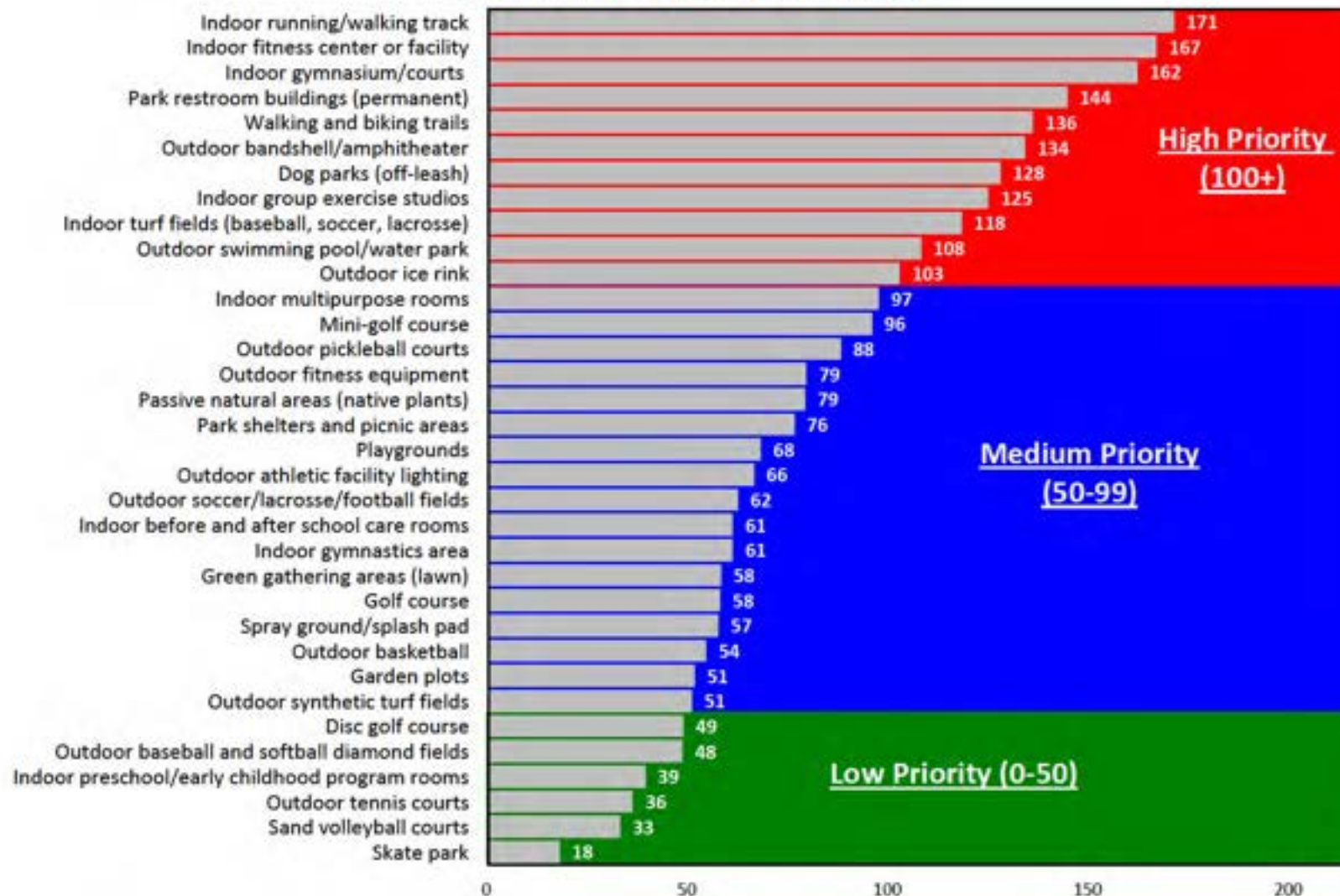
Priorities for Facility Investments: The **Priority Investment Rating (PIR)** was developed by ETC Institute to provide organizations with an objective tool for evaluating the priority that should be placed on recreation and parks investments. The Priority Investment Rating (PIR) equally weighs (1) the importance that residents place on facilities and (2) how many residents have unmet needs for the facility. [Details regarding the methodology for this analysis are provided in Section 3 of this report.]

Based the Priority Investment Rating (PIR), the following indoor/outdoor facilities were rated as high priorities for investment:

- Indoor running/walking track (PIR= 170.8)
- Indoor fitness center or facility (PIR= 166.5)
- Indoor gymnasium/courts (PIR= 161.7)
- Park restroom buildings (permanent) (PIR= 144.2)
- Walking and biking trails (PIR= 135.7)
- Outdoor bandshell/amphitheater (PIR= 133.7)
- Dog parks (off-leash) (PIR= 127.6)
- Indoor group exercise studios (PIR= 124.6)
- Indoor turf fields (baseball, soccer, lacrosse) (PIR= 117.9)
- Outdoor swimming pool/water park (PIR= 107.7)
- Outdoor ice rink (PIR= 102.5)

The chart on the next page shows the Priority Investment Rating for each of the 34 facilities assessed on the survey.

Top Priorities for Investment for Indoor/Outdoor Facilities Based on Priority Investment Rating



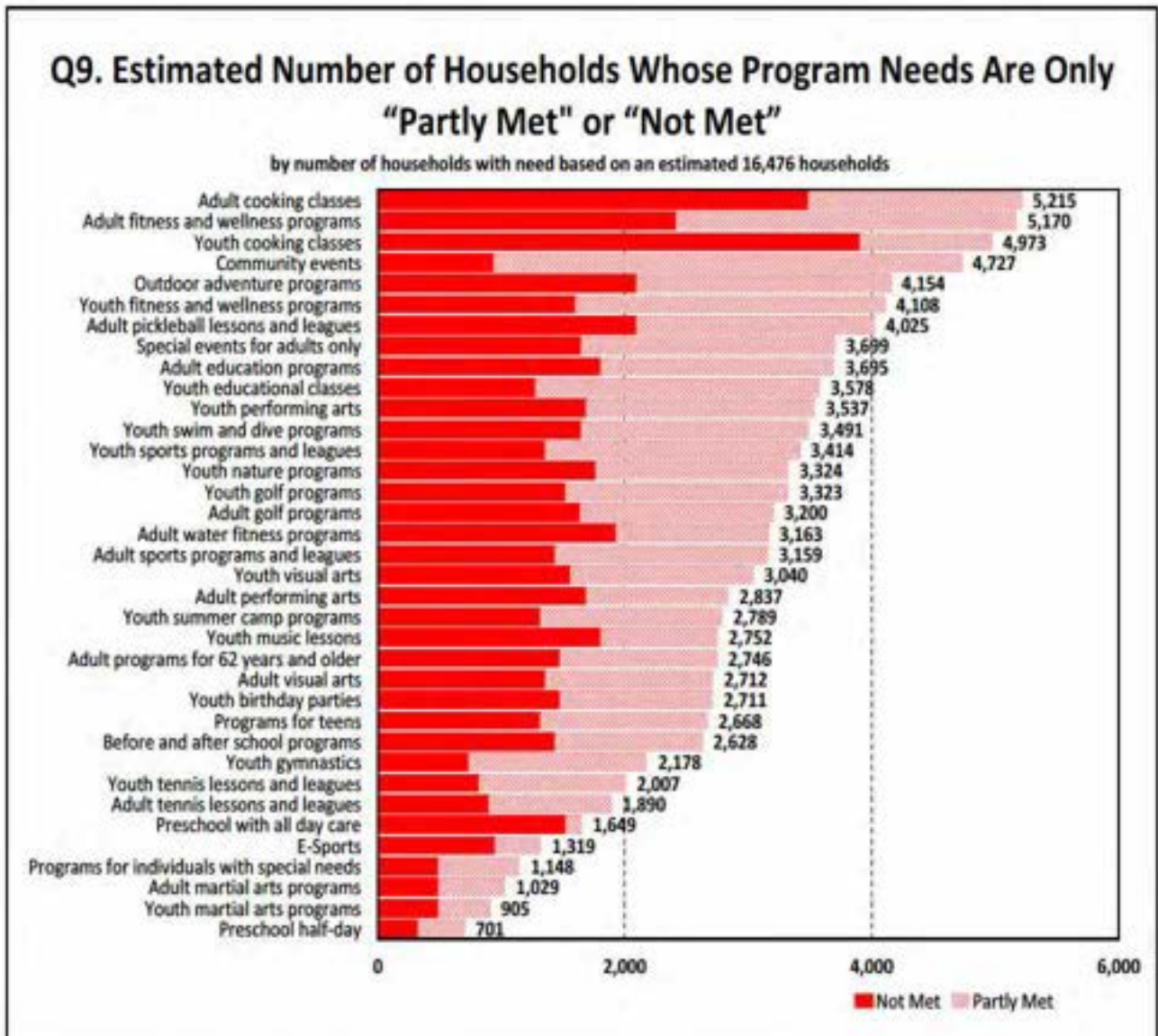
Parks and Recreation Program Needs and Priorities

Program Needs: Respondents were asked to identify if their household had a need for 36 programs and to rate how well their needs for each were currently being met. Based on this analysis, ETC Institute was able to estimate the number of households in the community that had the greatest “unmet” need for various programs.

The three parks and recreation programs with the highest percentage of households that have an unmet need:

1. Adult cooking classes – 5,215 households
2. Adult fitness and wellness classes – 5,170 households
3. Youth cooking classes – 4,973 households

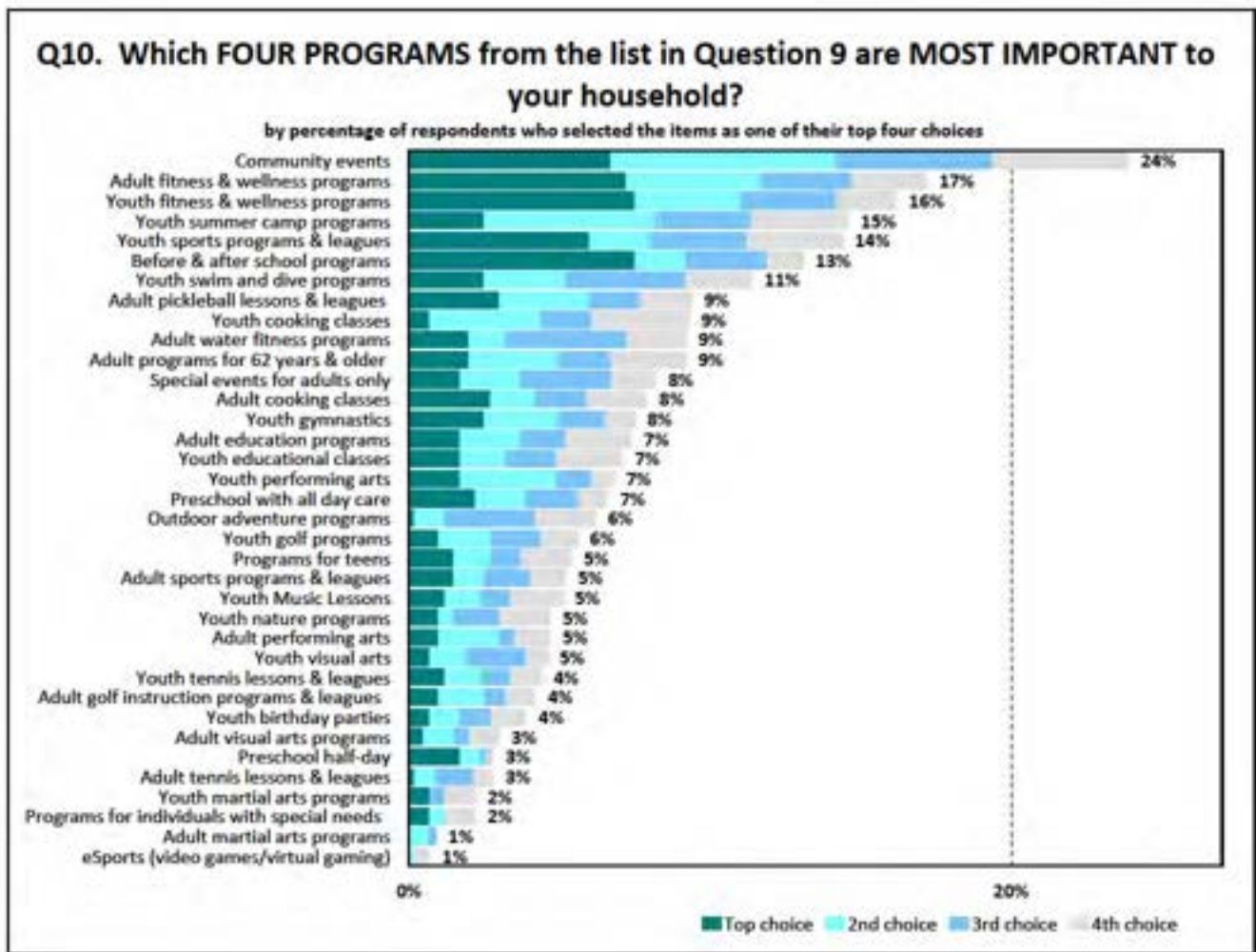
The estimated number of households that have unmet needs for each of the 36 programs assessed is shown in the chart below.



Program Importance: In addition to assessing the needs for each program, ETC Institute also assessed the importance that residents placed on each item. Based on the sum of respondents' top four choices, these were the four programs ranked most important to residents:

1. Community events (24%)
2. Adult fitness & wellness programs (17%)
3. Youth fitness & wellness programs (16%)
4. Youth summer camp programs (15%)

The percentage of residents who selected each program as one of their top four choices is shown in the chart below.



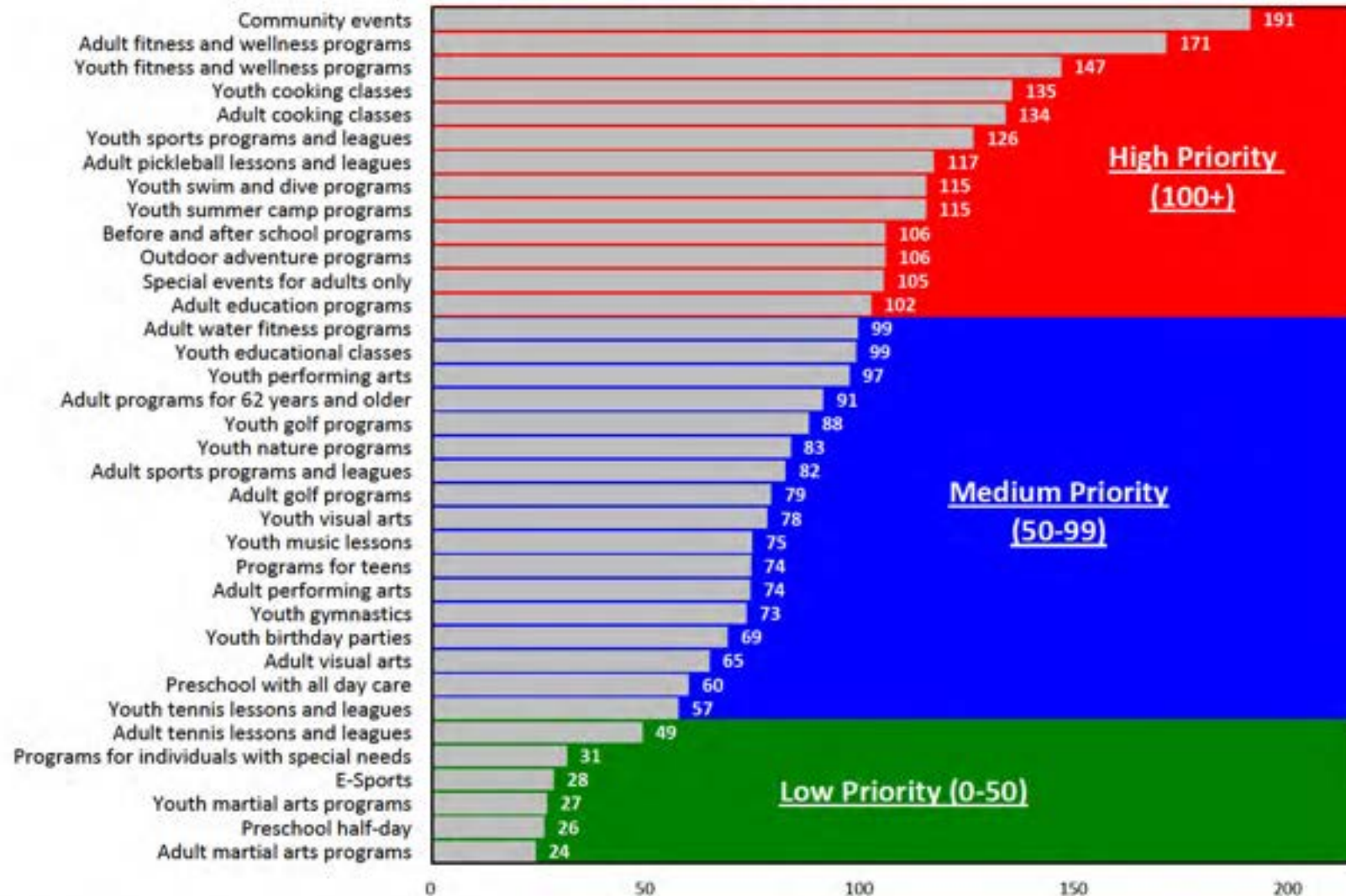
Priorities for Program Investments: The **Priority Investment Rating (PIR)** was developed by ETC Institute to provide organizations with an objective tool for evaluating the priority that should be placed on recreation and parks investments. The Priority Investment Rating (PIR) equally weighs (1) the importance that residents place on programs and (2) how many residents have unmet needs for the program. [Details regarding the methodology for this analysis are provided in Section 3 of this report.]

Based the Priority Investment Rating (PIR), the following programs were rated as high priorities for investment:

- Community events (PIR= 190.6)
- Adult fitness and wellness programs (PIR= 171.1)
- Youth fitness and wellness programs (PIR= 146.5)
- Youth cooking classes (PIR= 135.1)
- Adult cooking classes (PIR= 133.5)
- Youth sports programs and leagues (PIR= 126.1)
- Adult pickleball lessons and leagues (PIR= 116.9)
- Youth swim and dive programs (PIR= 115)
- Youth summer camp programs (PIR= 115)
- Before and after school programs (PIR= 105.6)
- Outdoor adventure programs (PIR= 105.6)
- Special events for adults only (PIR= 105.2)
- Adult education programs (PIR= 102.2)

The chart on the next page shows the Priority Investment Rating for each of the 36 programs assessed on the survey

Top Priorities for Investment for Programs Based on Priority Investment Rating

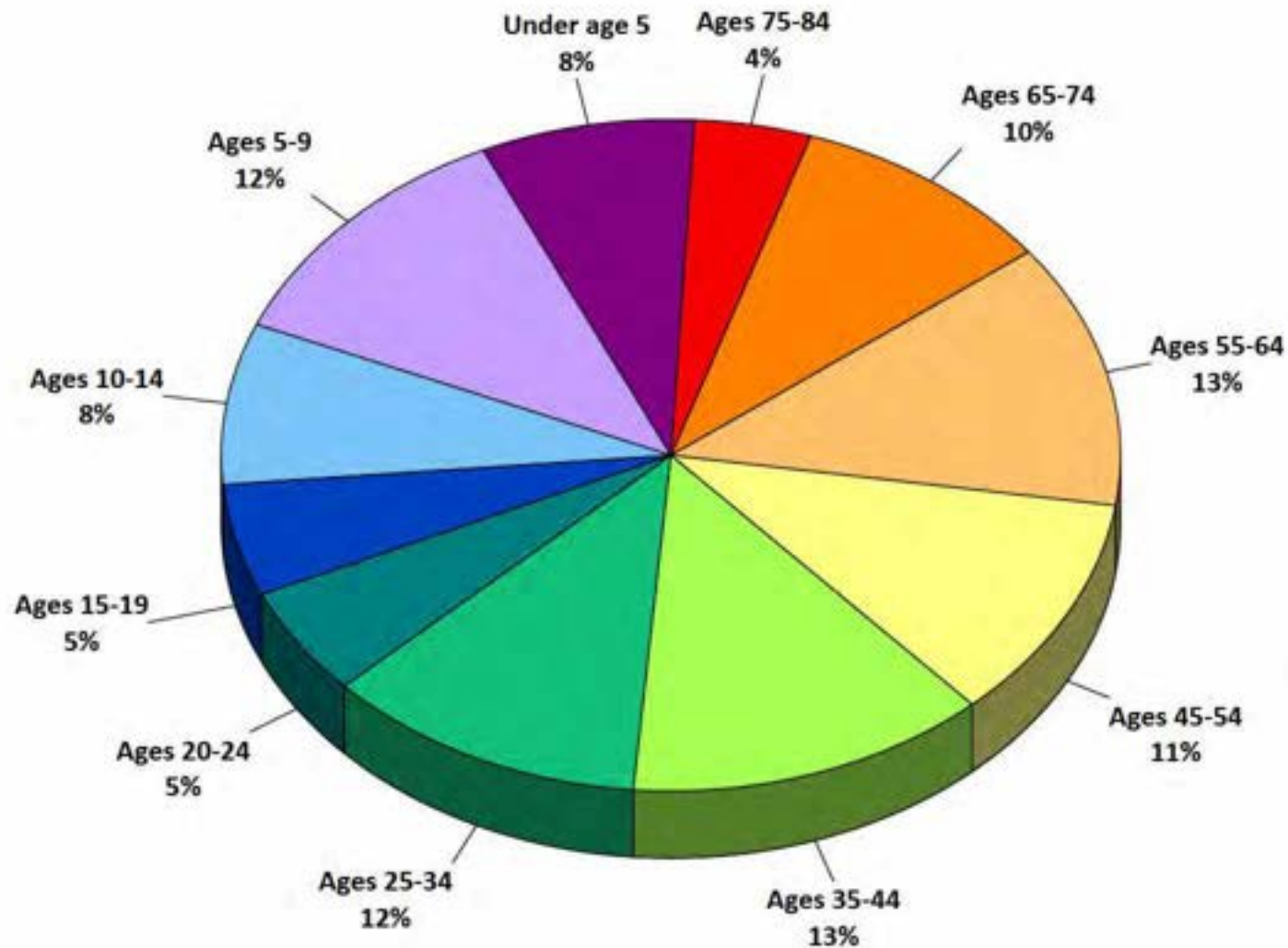


2

**Charts &
Graphs**

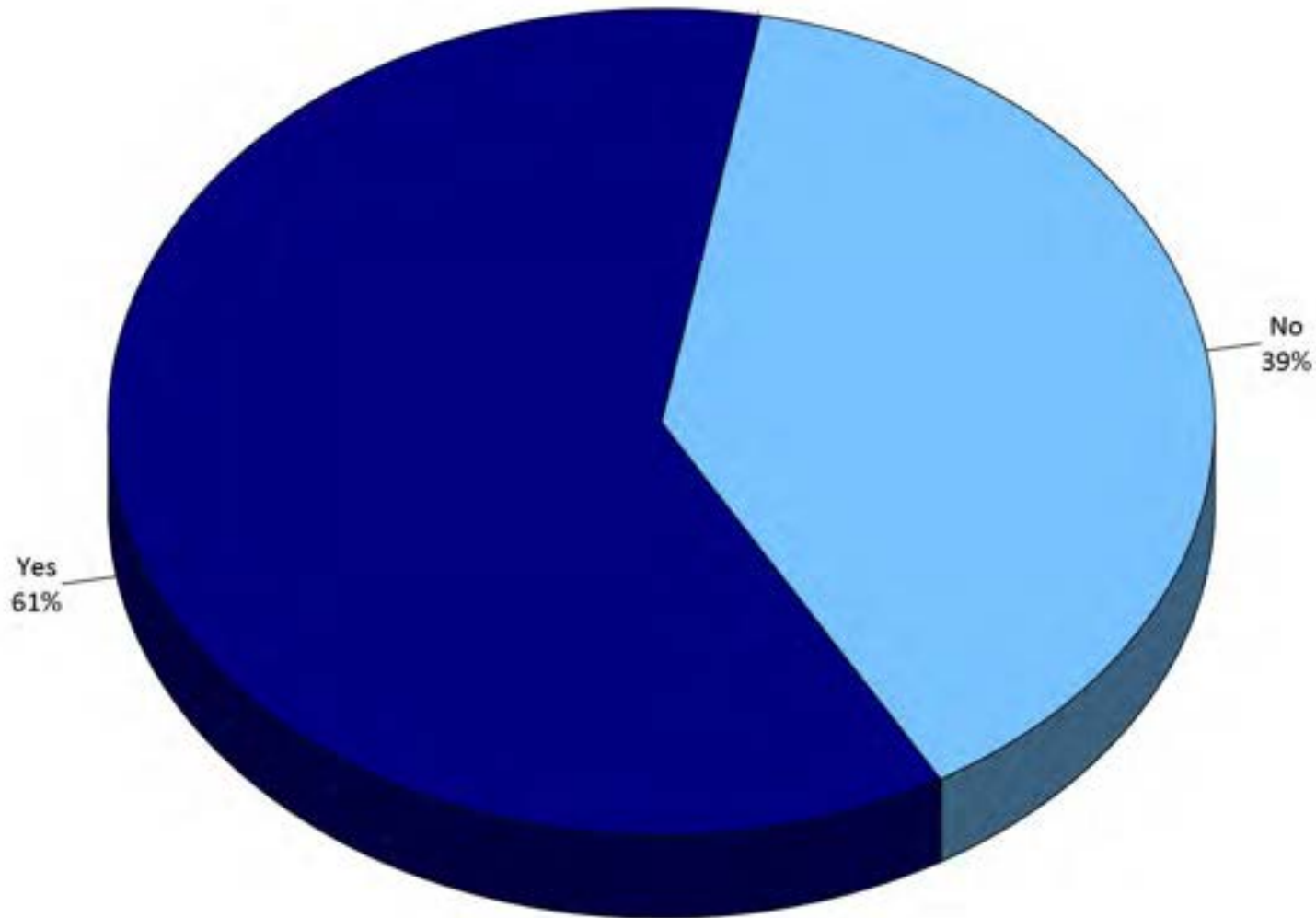
Q1. Please keep ALL members of your household in mind while completing this survey. Counting yourself, how many people in your household are...

by percentage of persons in household



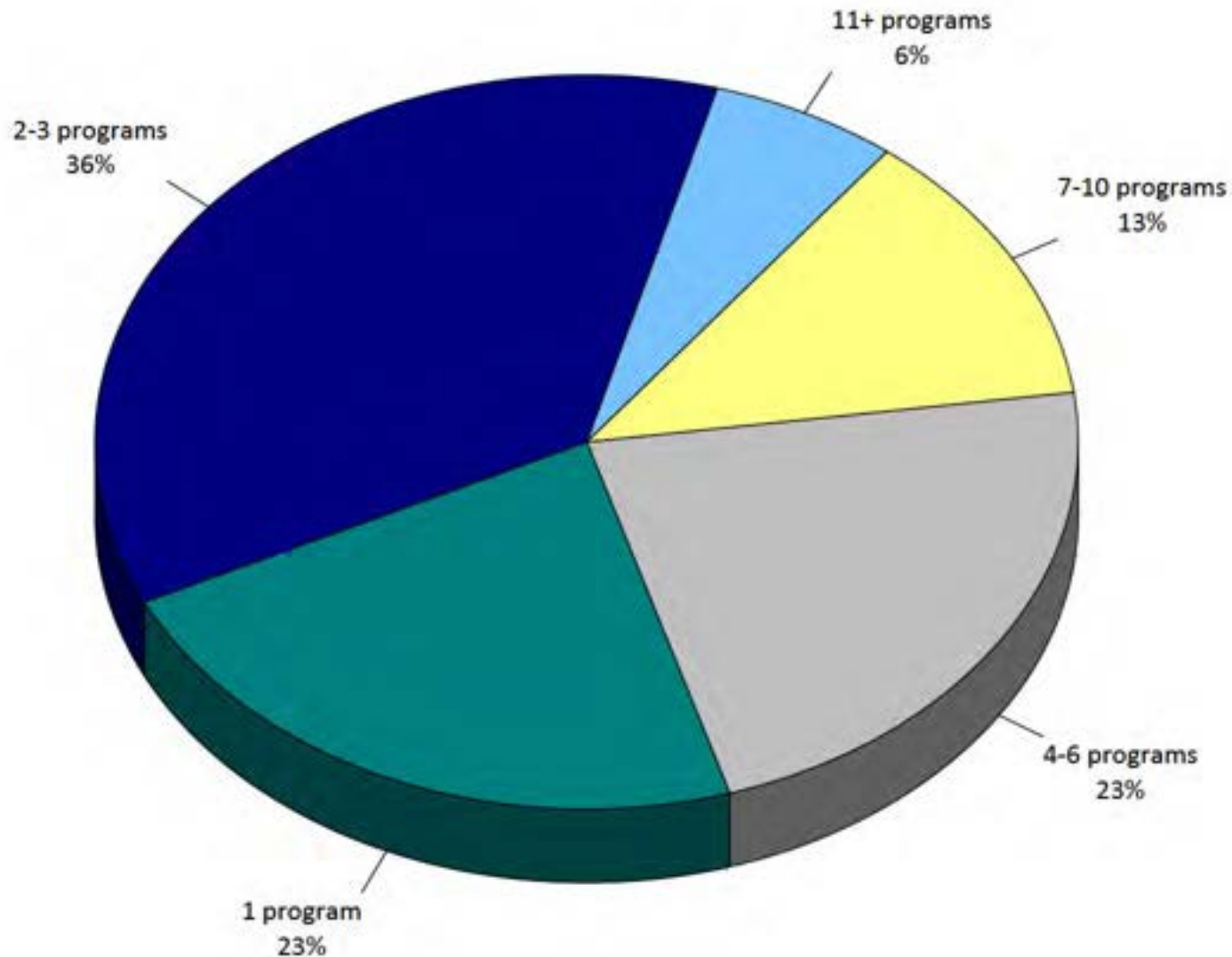
Q2. Have you or other members of your household participated in any recreation programs offered by the Elmhurst Park District during the past 12 months?

by percentage of respondents



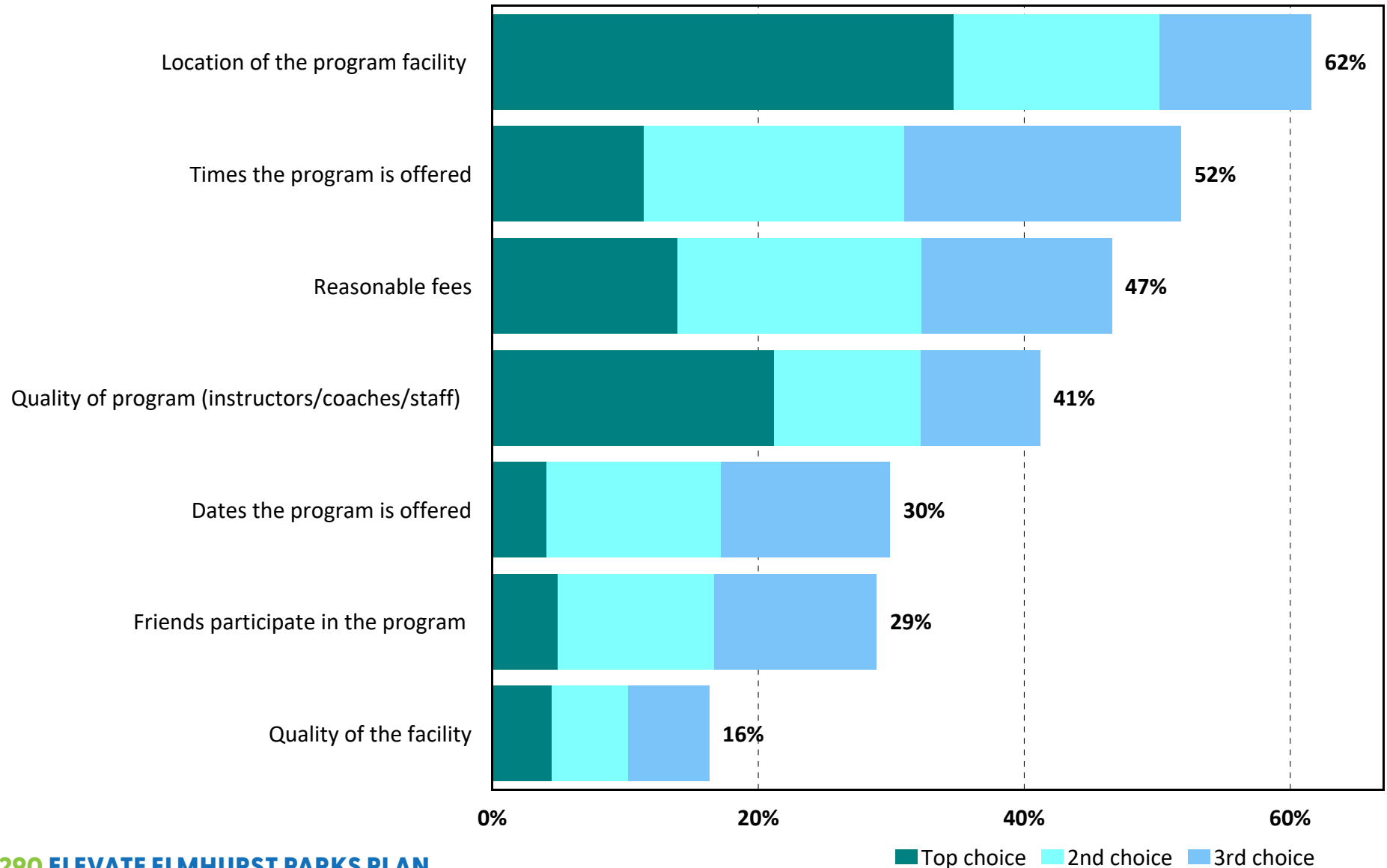
Q2a. How many different recreation programs or activities offered by the Elmhurst Park District has your household participated in during the past 12 months?

by percentage of respondents (excluding "not provided")



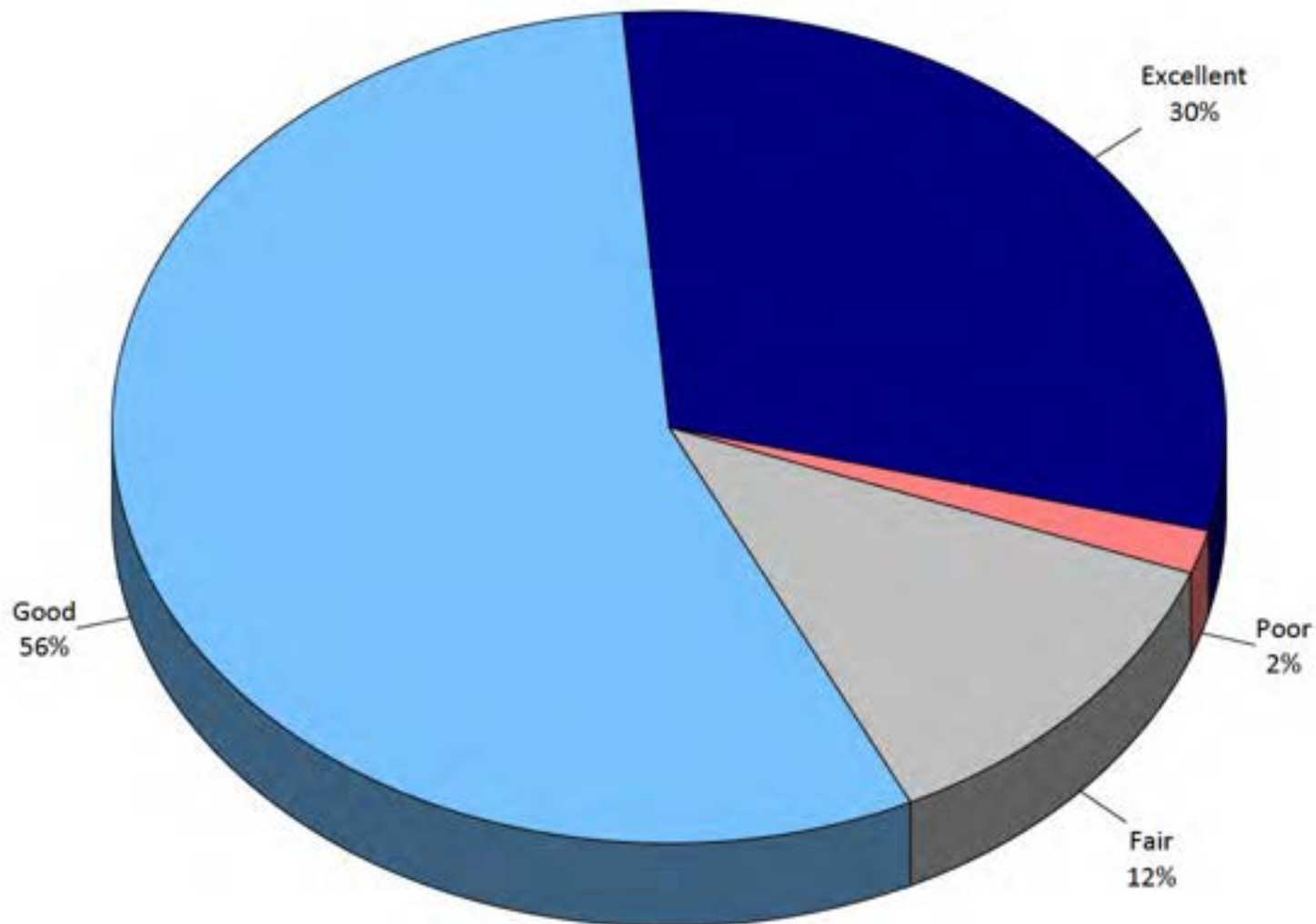
Q2b. Which THREE of the items below are the primary reasons why your HOUSEHOLD has participated in recreation programs or activities offered by the Elmhurst Park District?

by percentage of respondents who selected the items as one of their top three choices



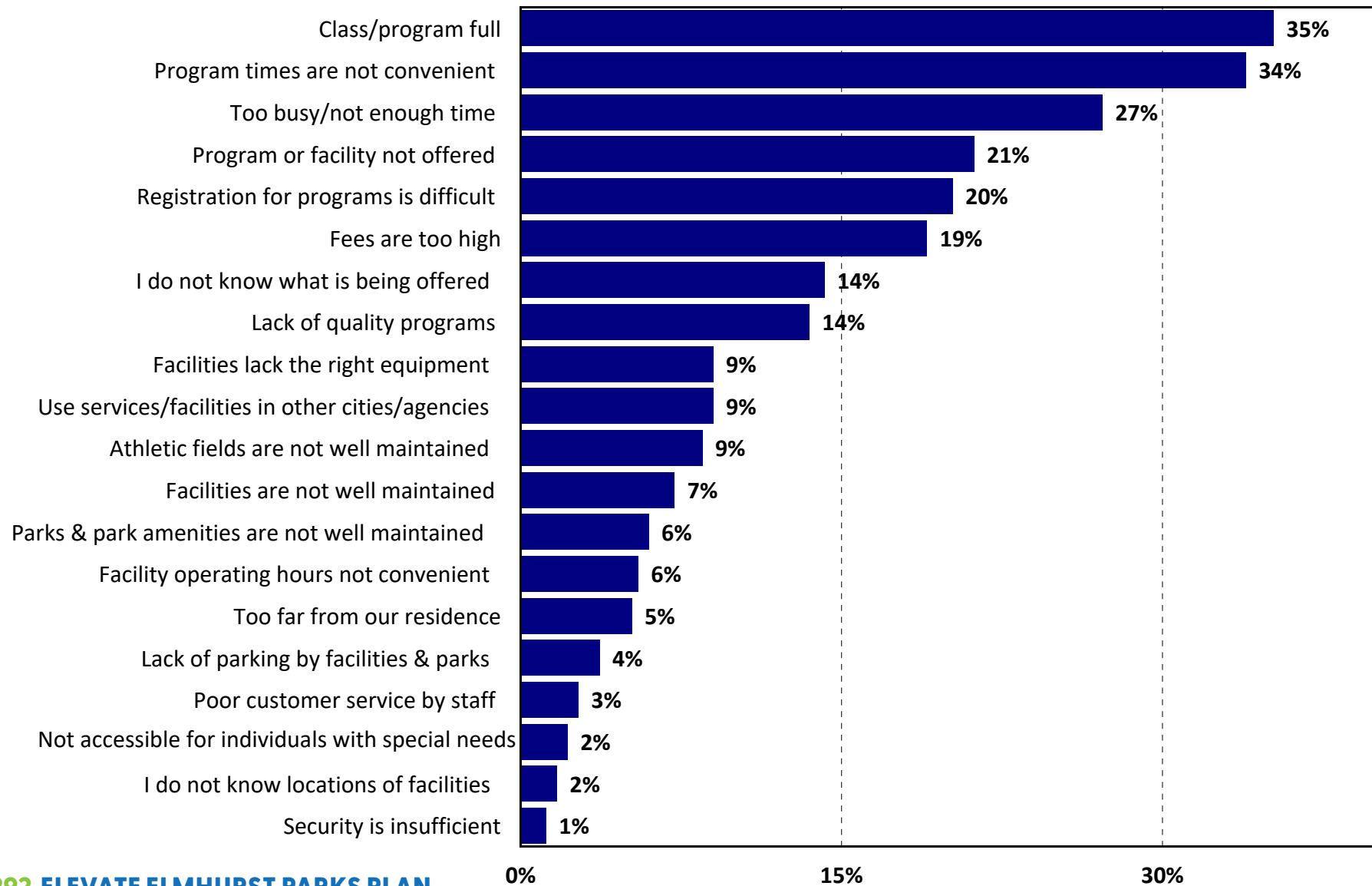
Q2c. Overall, how would you rate the quality of recreation programs or activities you or members of your household have participated in during the past 12 months?

by percentage of respondents (excluding "not provided")



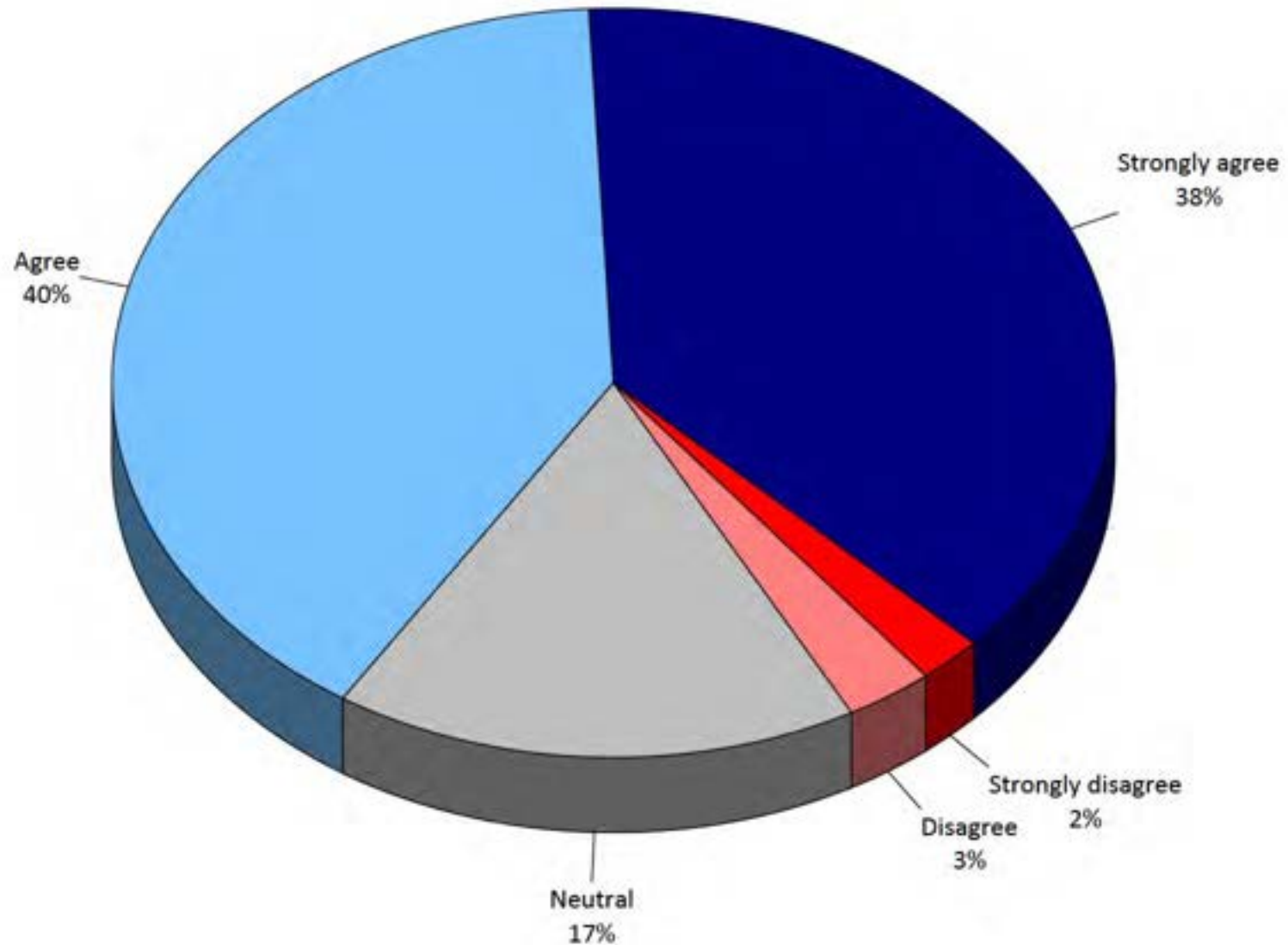
Q3. Please CHECK ALL of the reasons that prevent YOU or other members of your HOUSEHOLD from using parks, recreation and sports facilities, or programs of the Elmhurst Park District more often.

by percentage of respondents (multiple selections could be made)



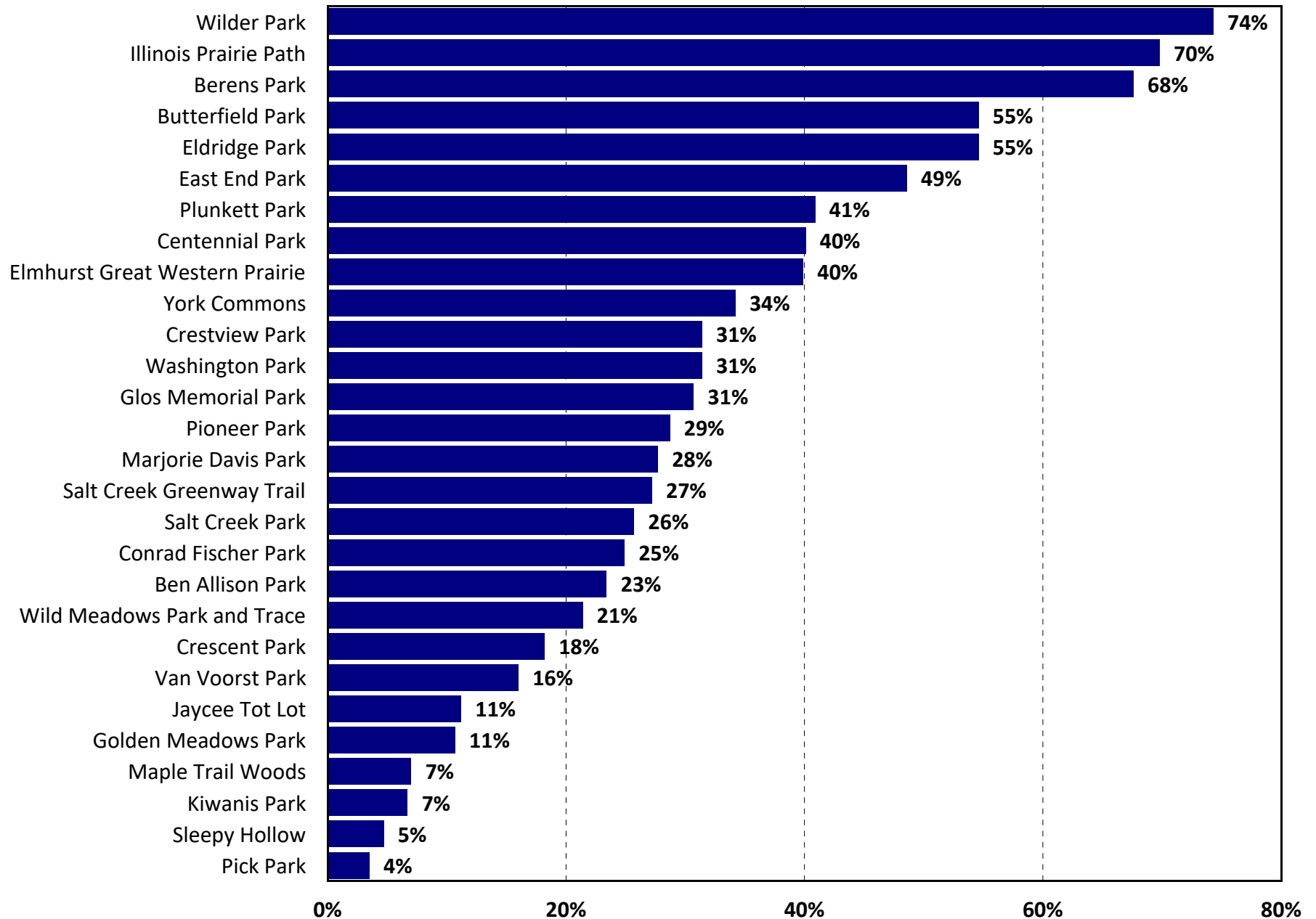
Q4. Please rate your level of agreement with the following statement: I feel welcome and included at the Elmhurst Park District.

by percentage of respondents (excluding "don't know")



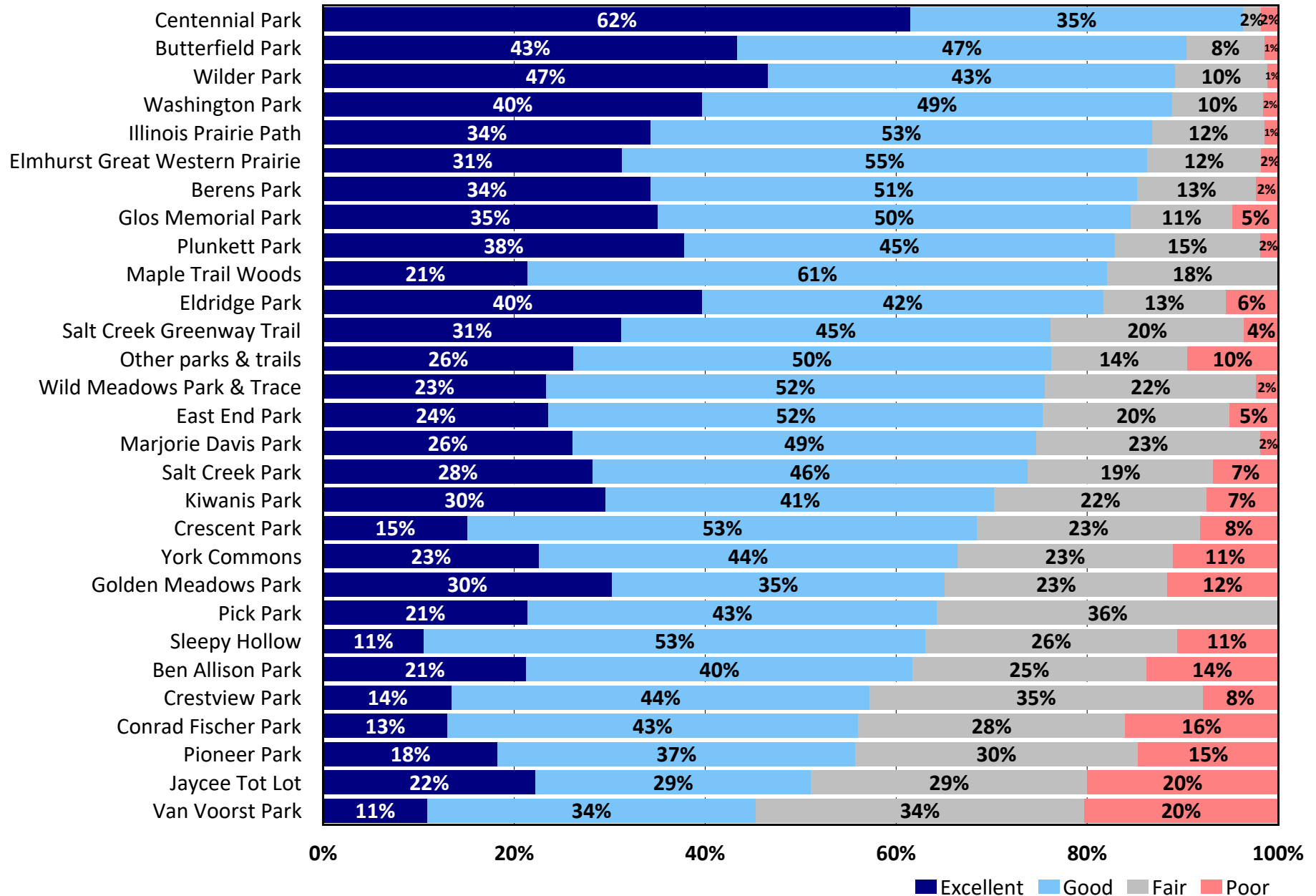
Q5. Usage of Parks and Trails

by percentage of respondents who provided a rating for a park or trail



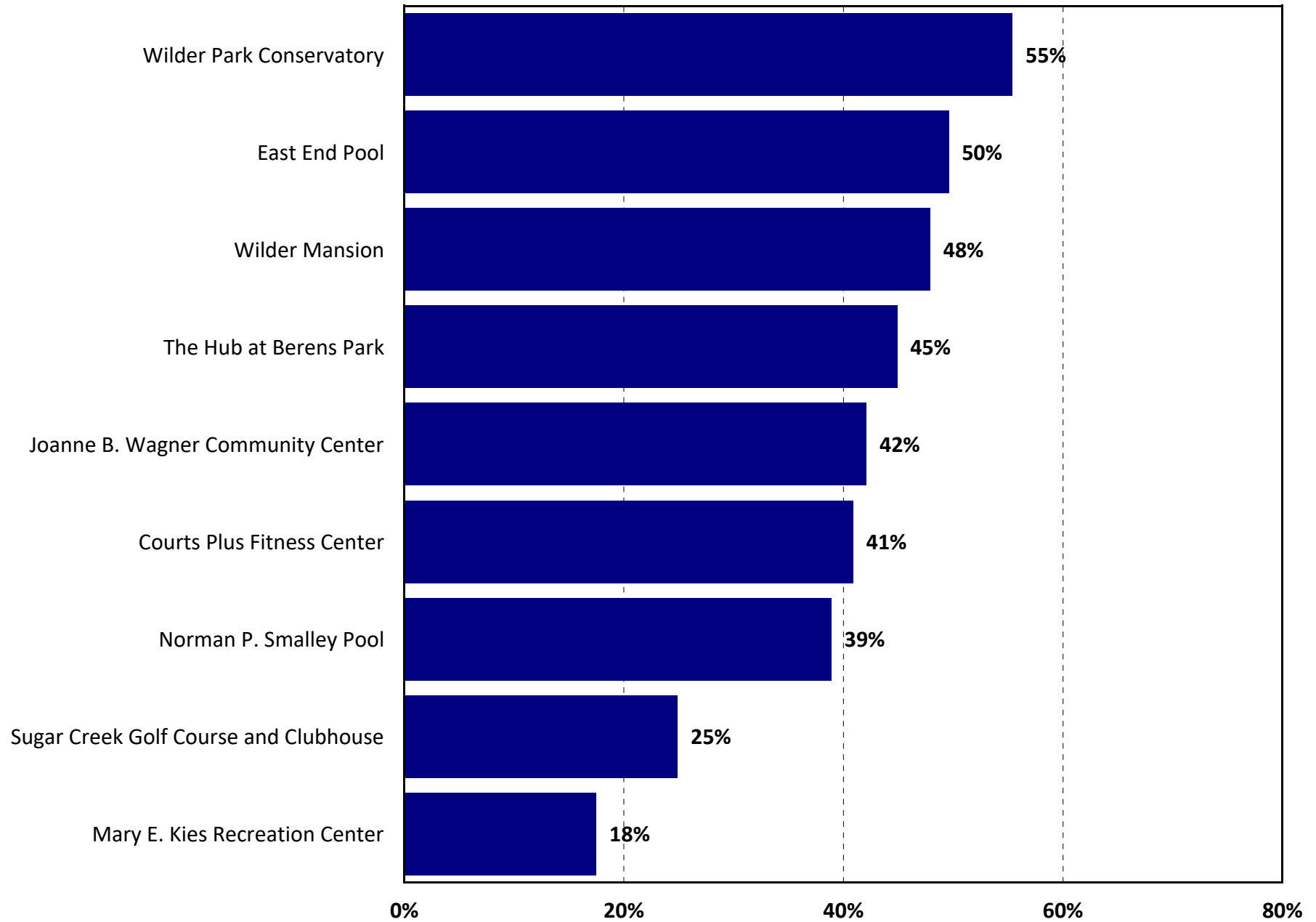
Q5. Overall Condition of Parks and Trails

by percentage of respondents (excluding "not applicable")



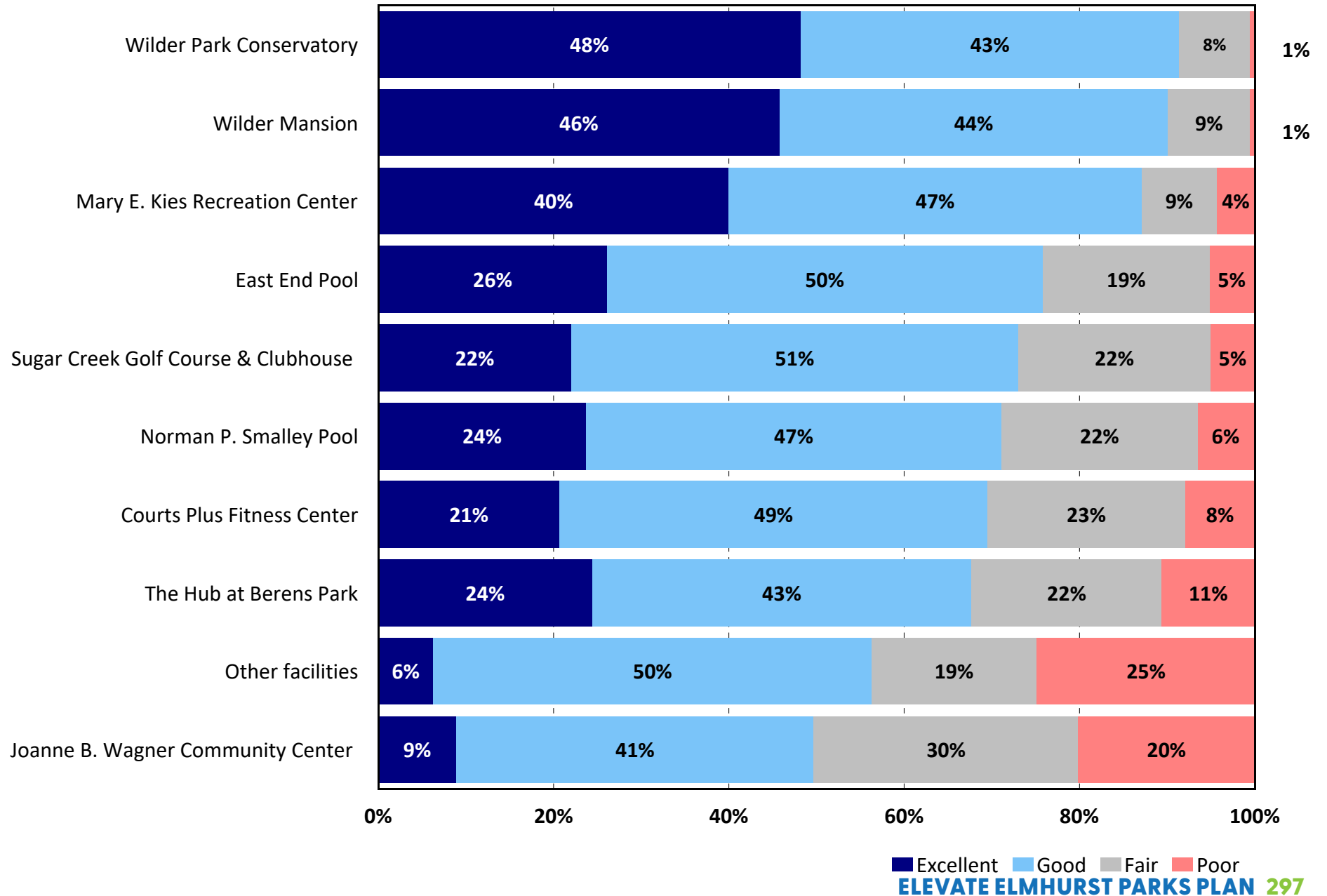
Q5. Usage of Facilities

by percentage of respondents who provided a rating for a park, trail, and facility



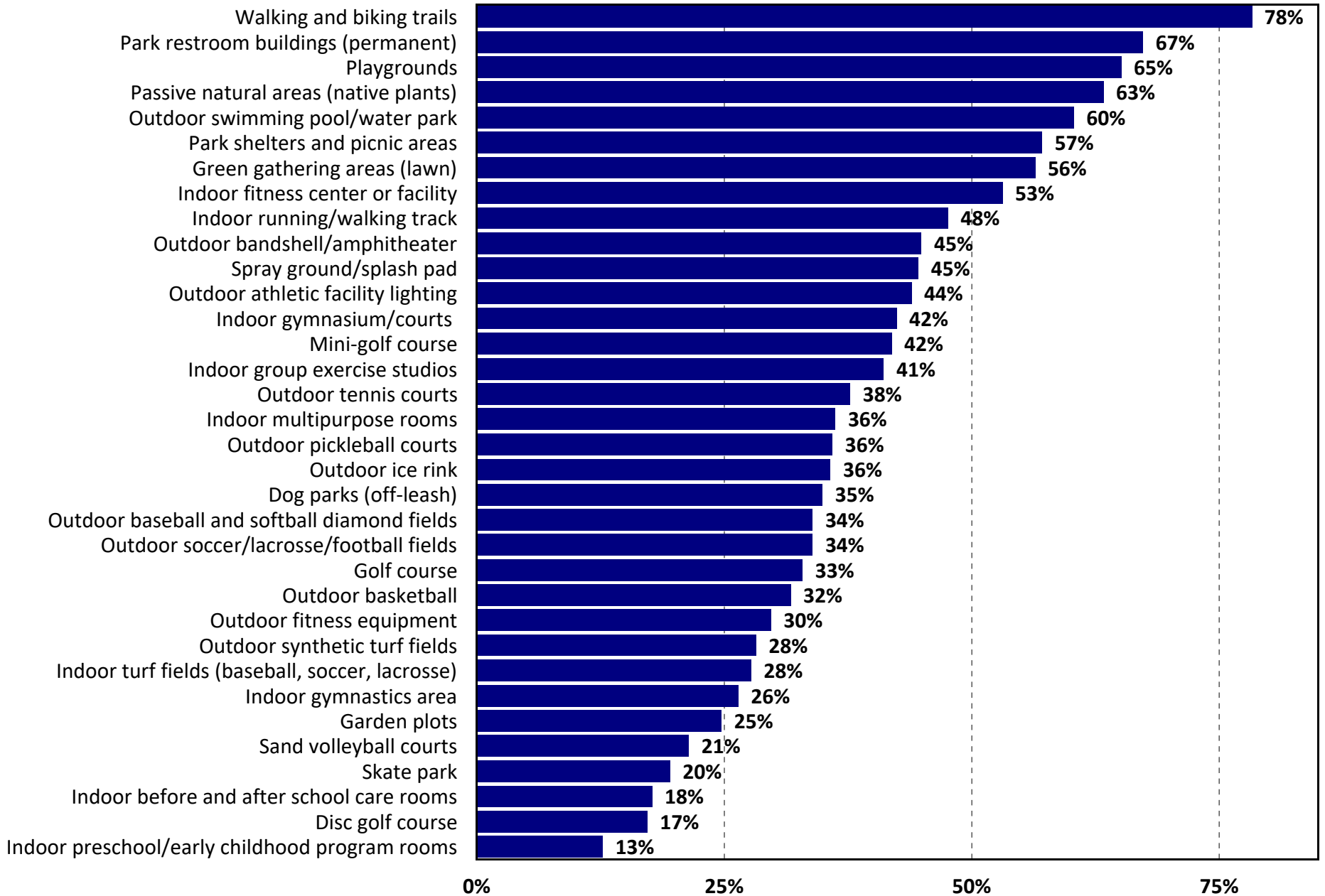
Q5. Overall Condition of Facilities

by percentage of respondents (excluding "not applicable")



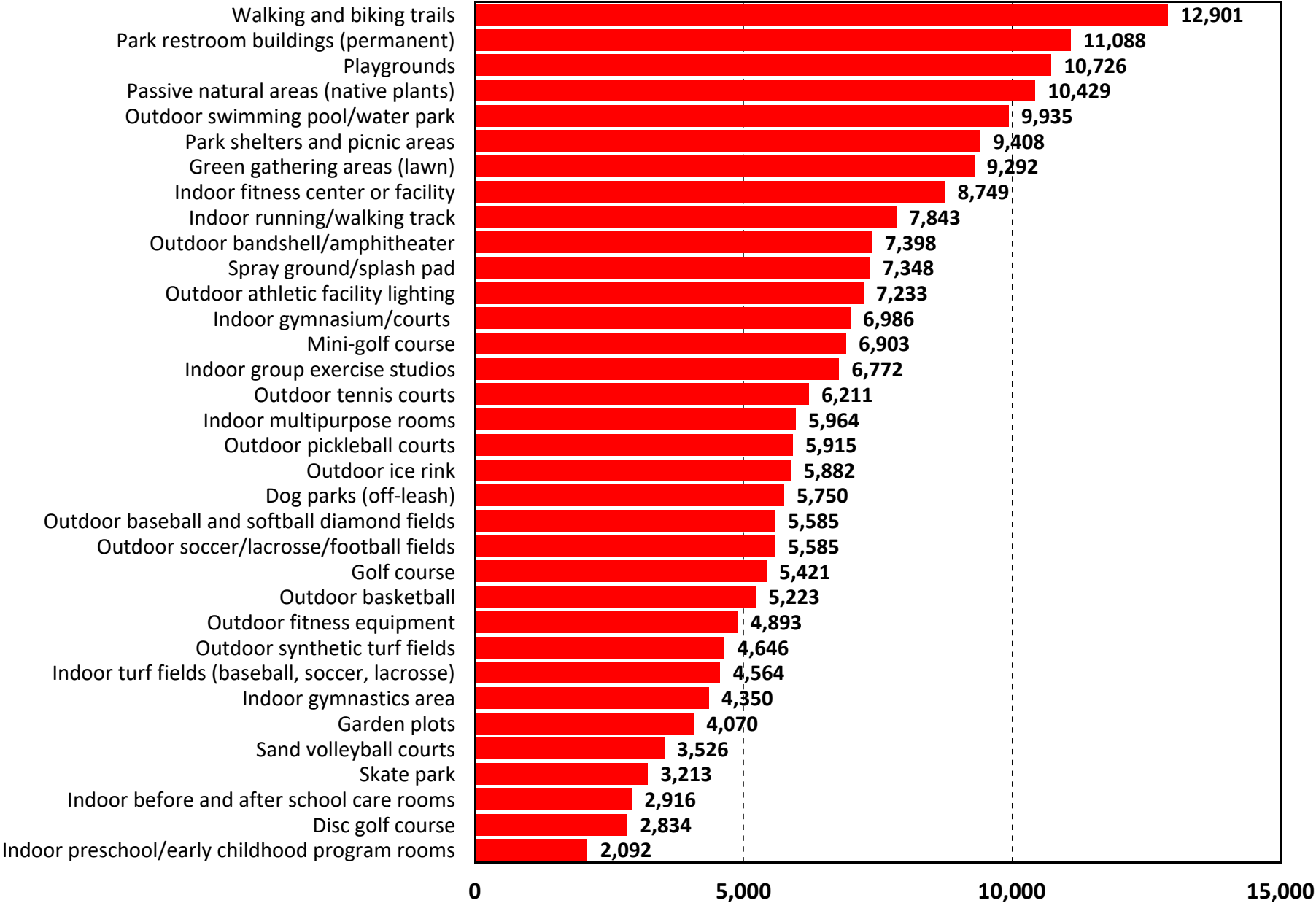
Q6. Need for Indoor/Outdoor Amenities

by percentage of respondents who indicated need



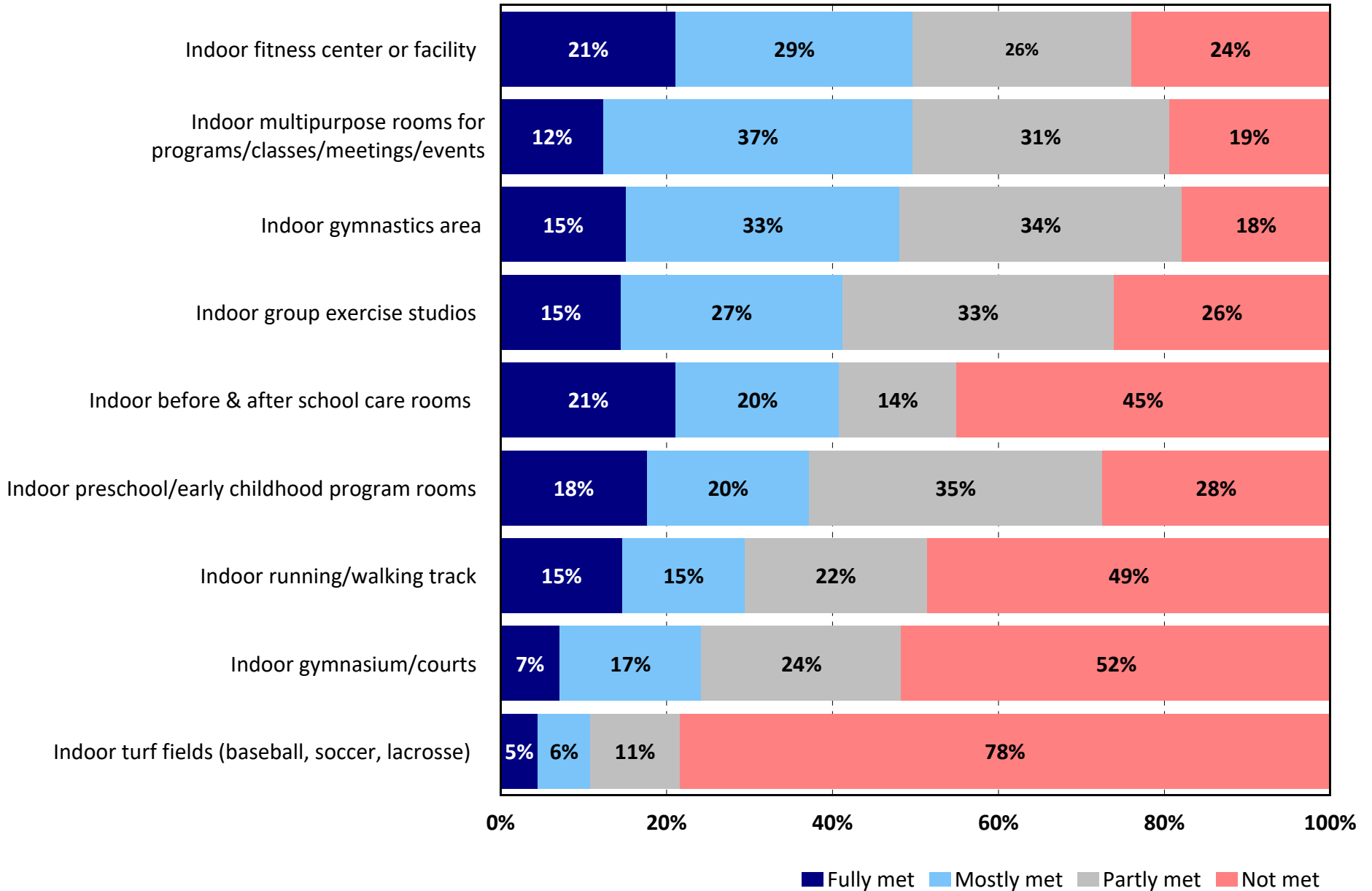
Q6. Estimated Number of Households Who Have a Need for Facilities

by number of households based on an estimated 16,476 households



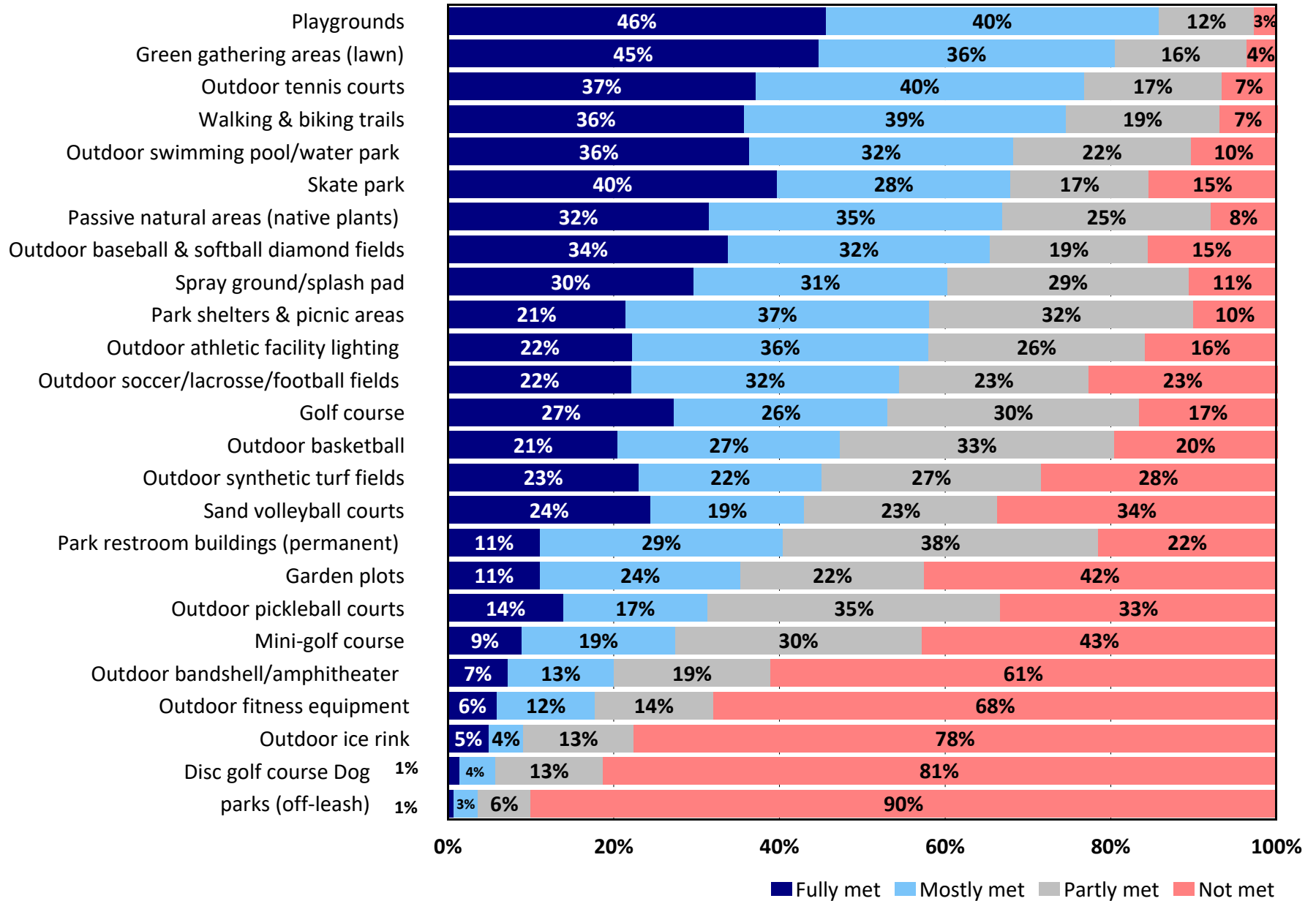
Q6. How Well Indoor Amenity Needs are Being Met

by percentage of respondents (excluding "no need")



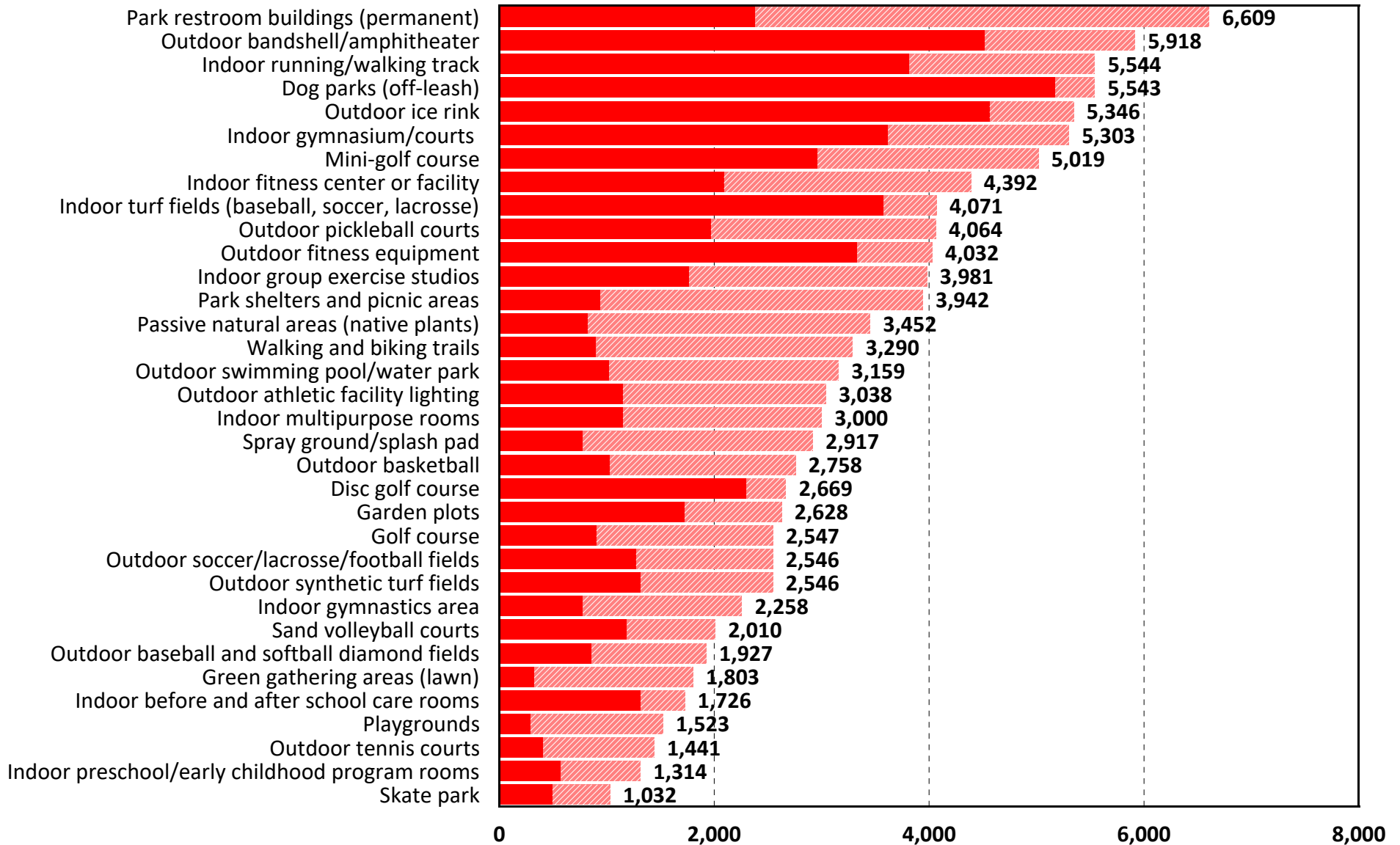
Q6. How Well Outdoor Amenity Needs Are Being Met

by percentage of respondents (excluding "no need")



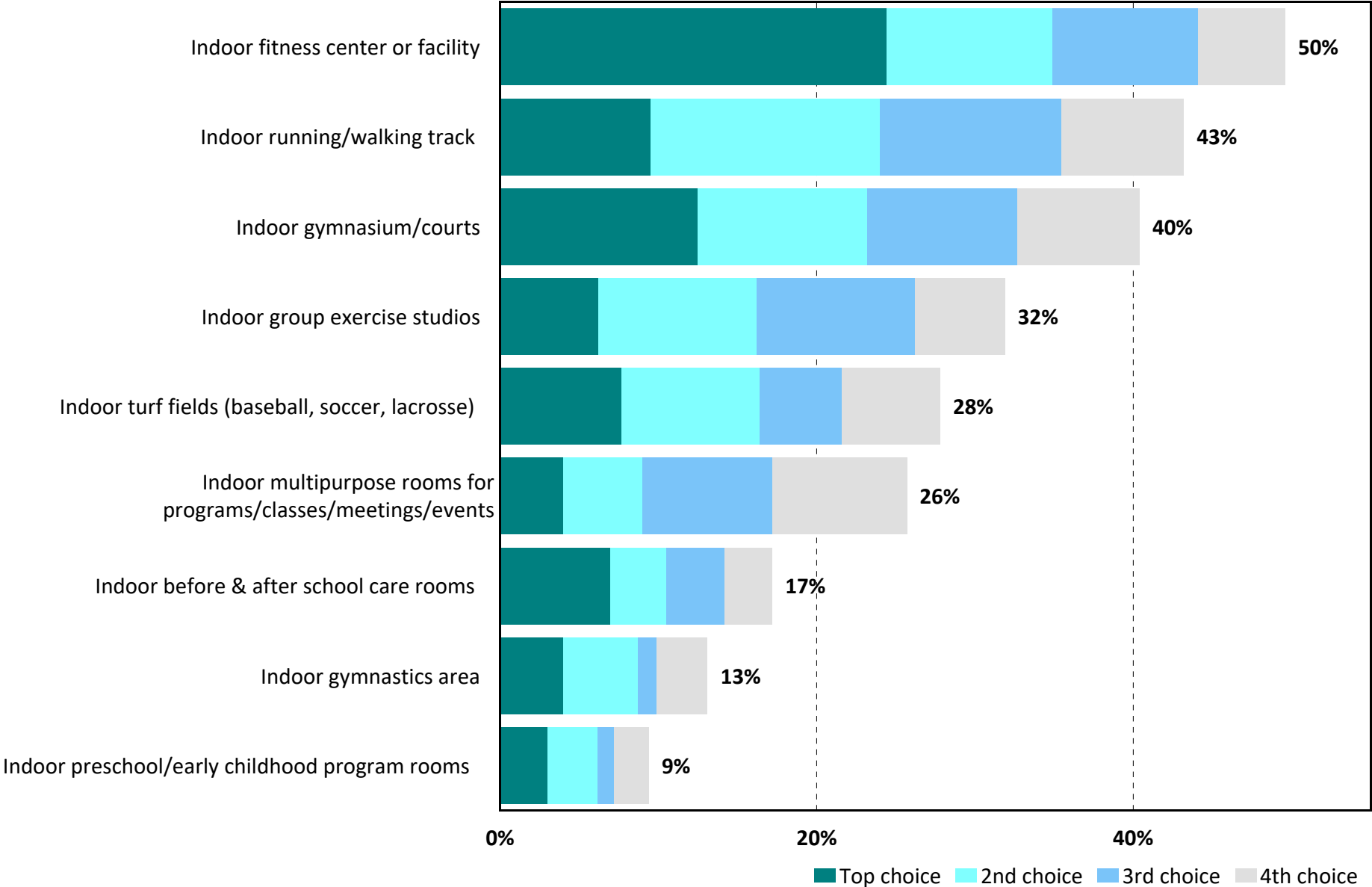
Q6. Estimated Number of Households Whose Facility/Amenity Needs Are Only "Partly Met" or "Not Met"

by number of households with need based on an estimated 16,476 households



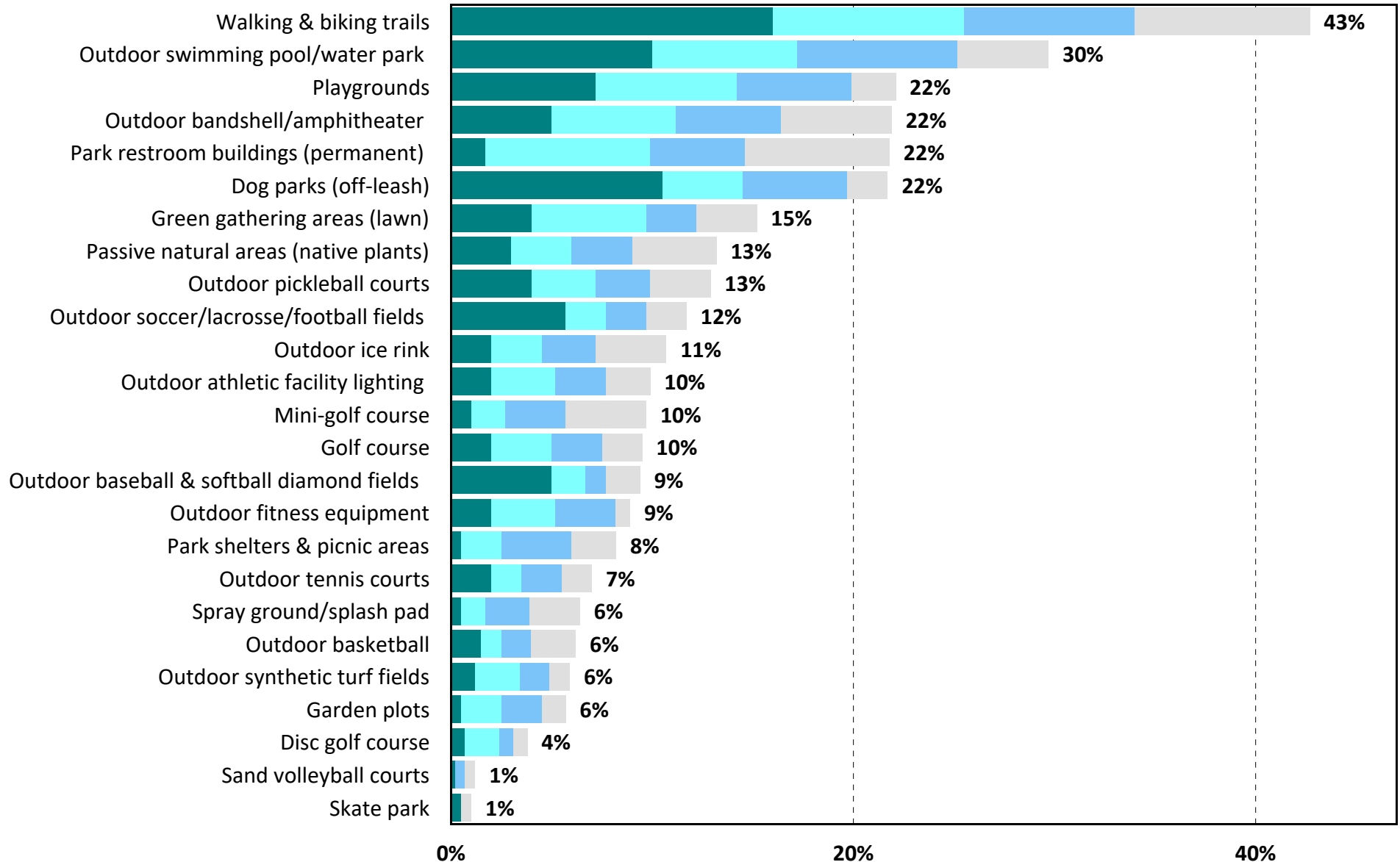
Q7. Which FOUR INDOOR amenities from the list in Question 6 are MOST IMPORTANT to your household?

by percentage of respondents who selected the items as one of their top four choices



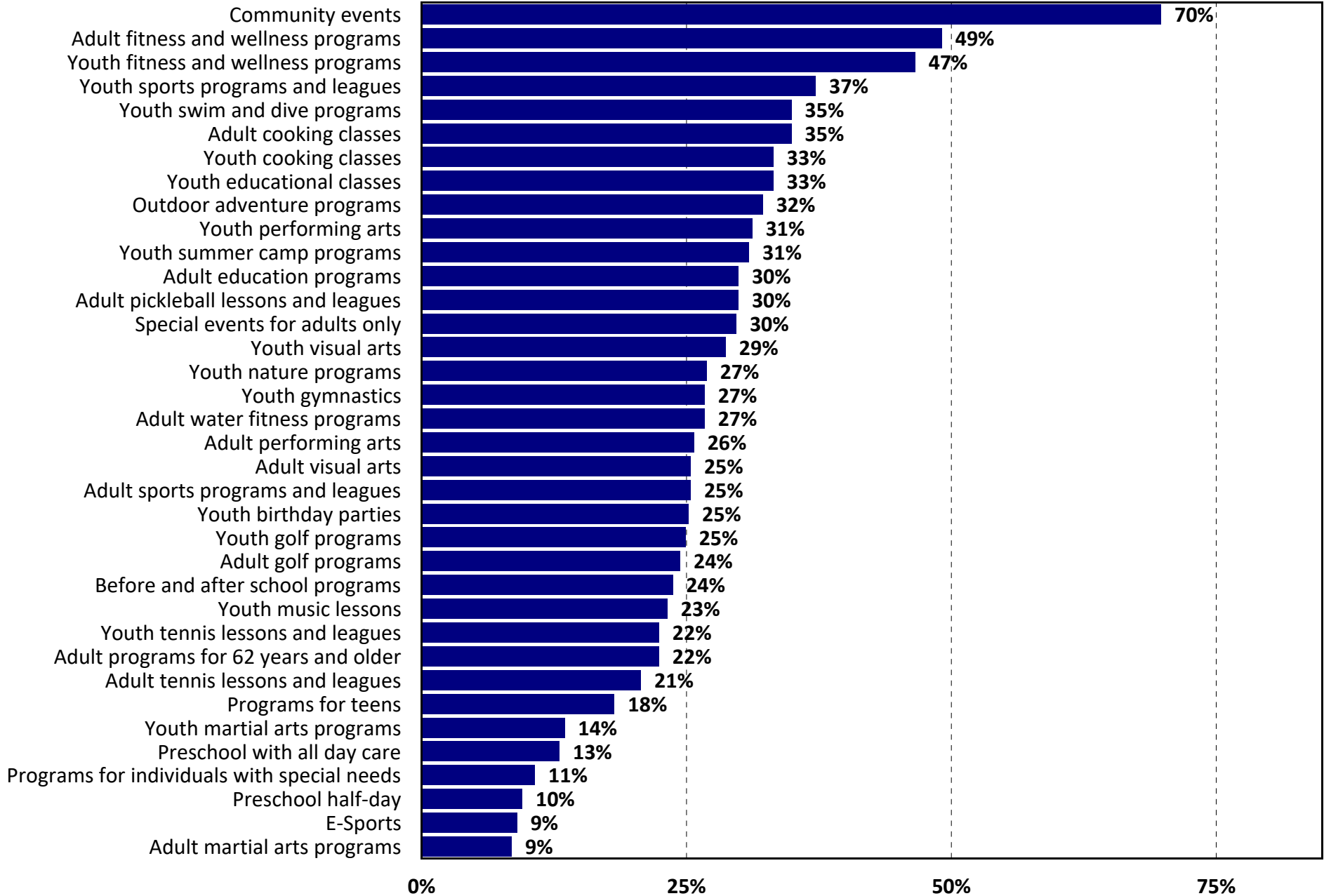
Q8. Which FOUR OUTDOOR amenities from the list in Question 6 are MOST IMPORTANT to your household?

by percentage of respondents who selected the items as one of their top four choices



Q9. Need for Programs

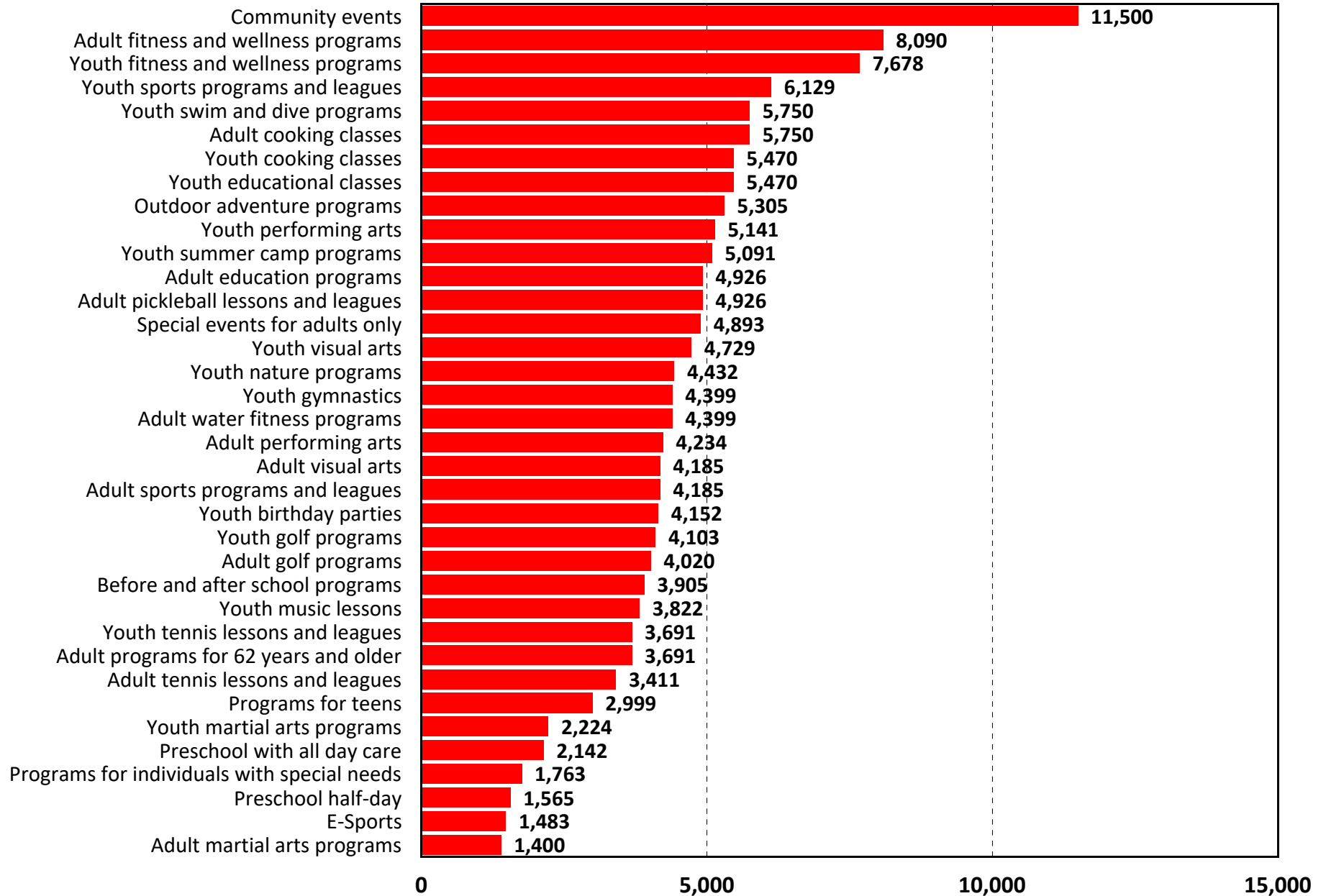
by percentage of respondents who indicated need





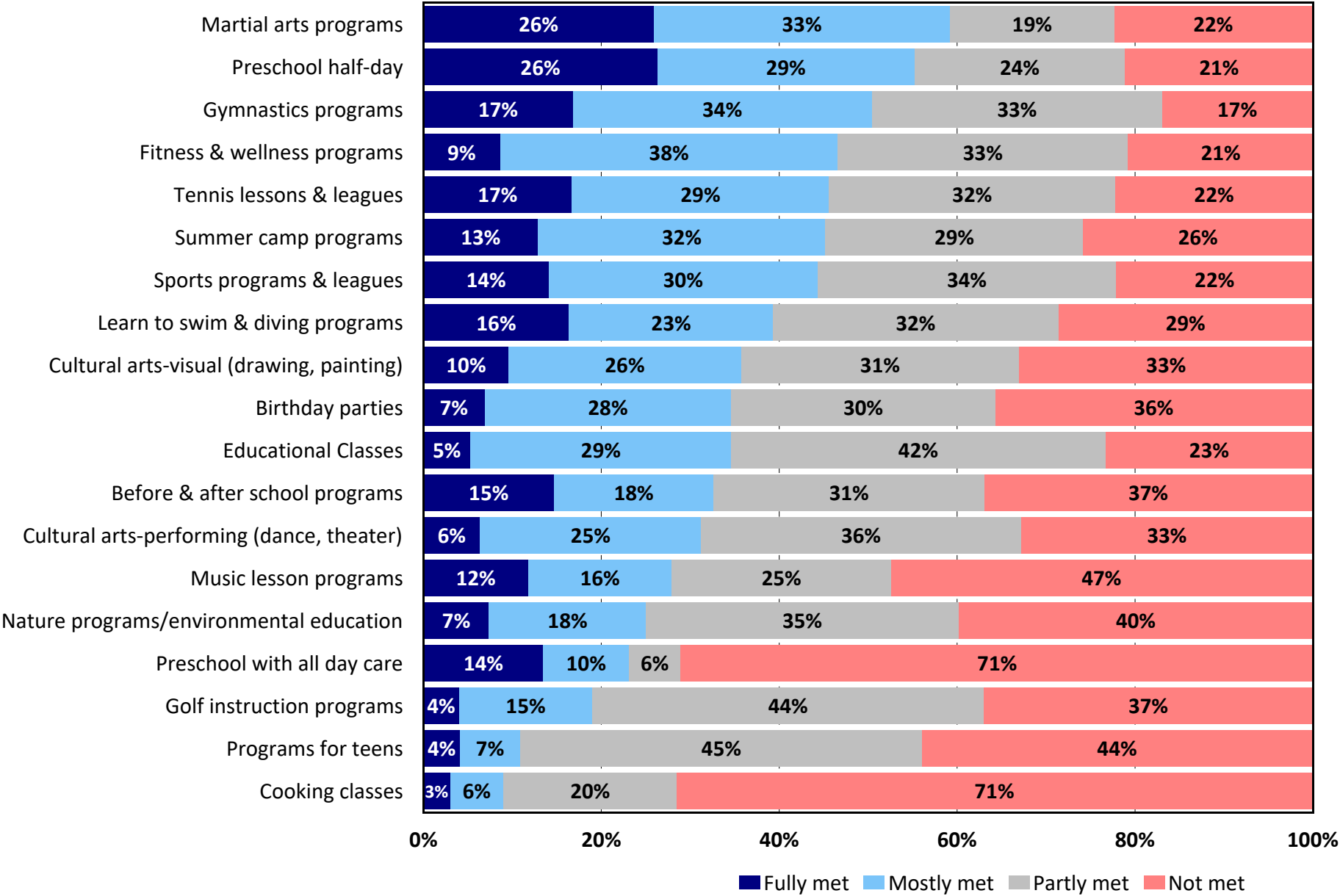
Q9. Estimated Number of Households Who Have a Need for Programs

by number of households based on an estimated 16,476 households



Q9. Need for Early Childhood and Youth Programs

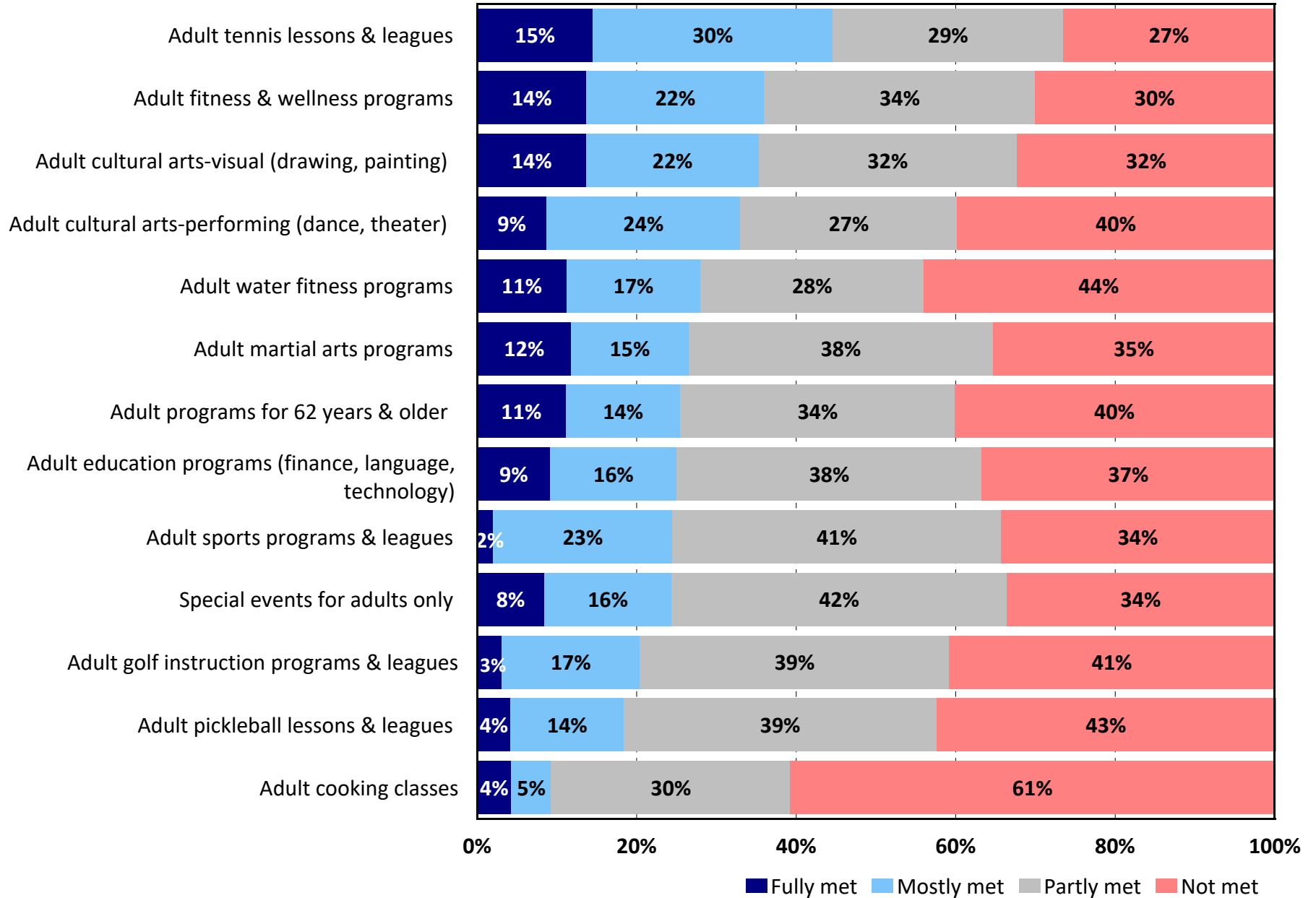
by percentage of respondents (excluding "no need")





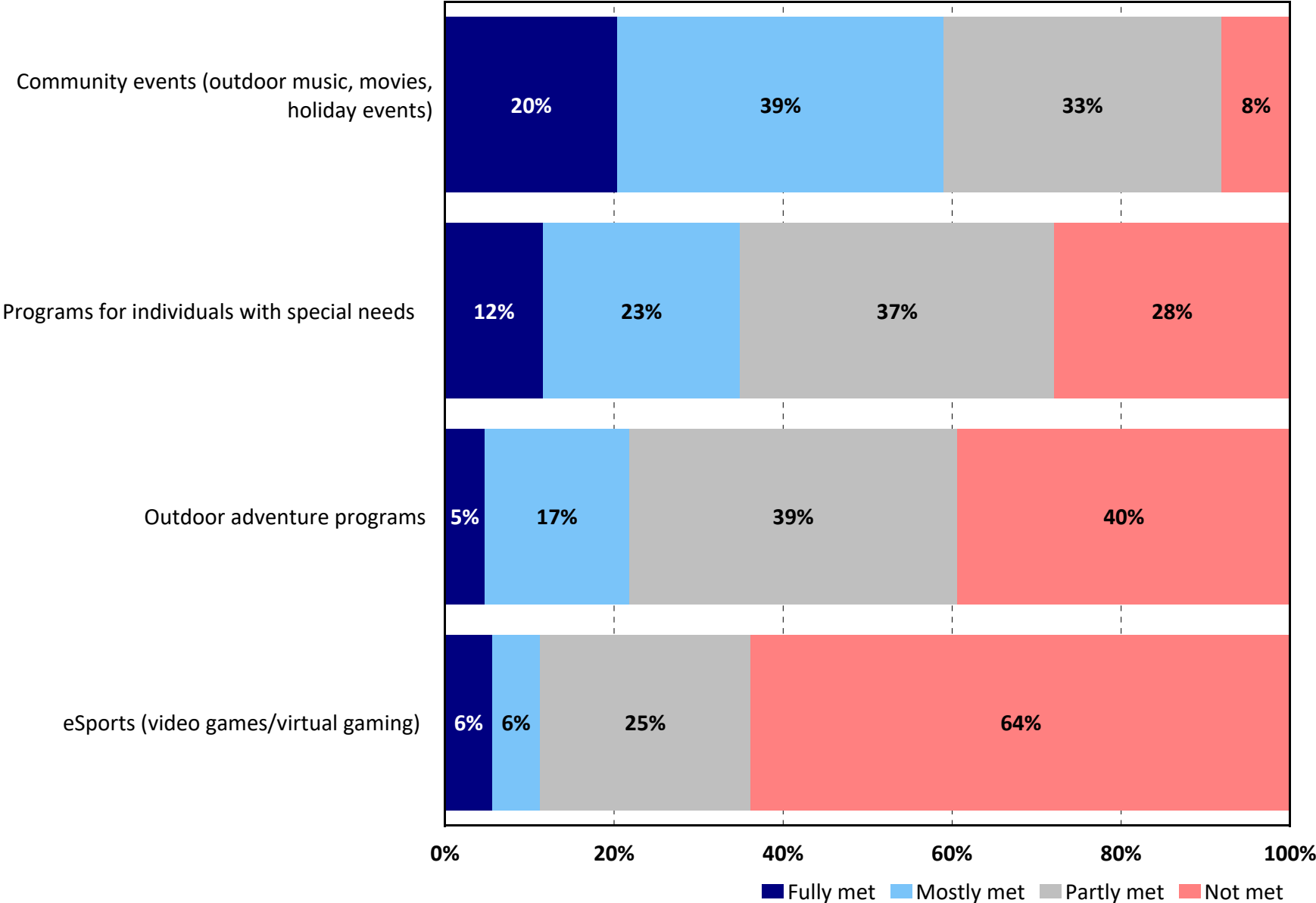
Q9. Need for Adult Programs

by percentage of respondents (excluding "no need")



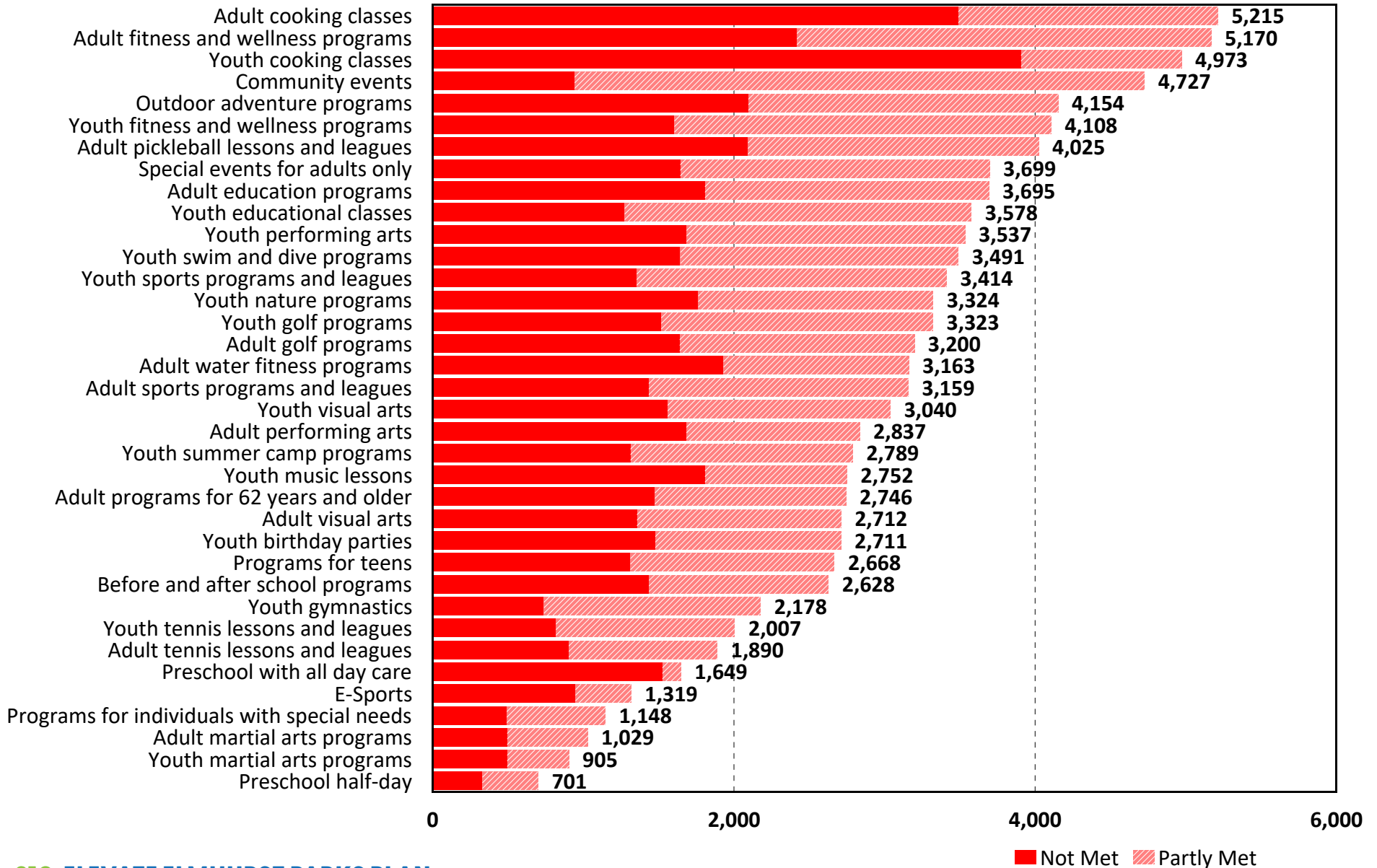
Q9. Need for All Ages Programs

by percentage of respondents (excluding "no need")



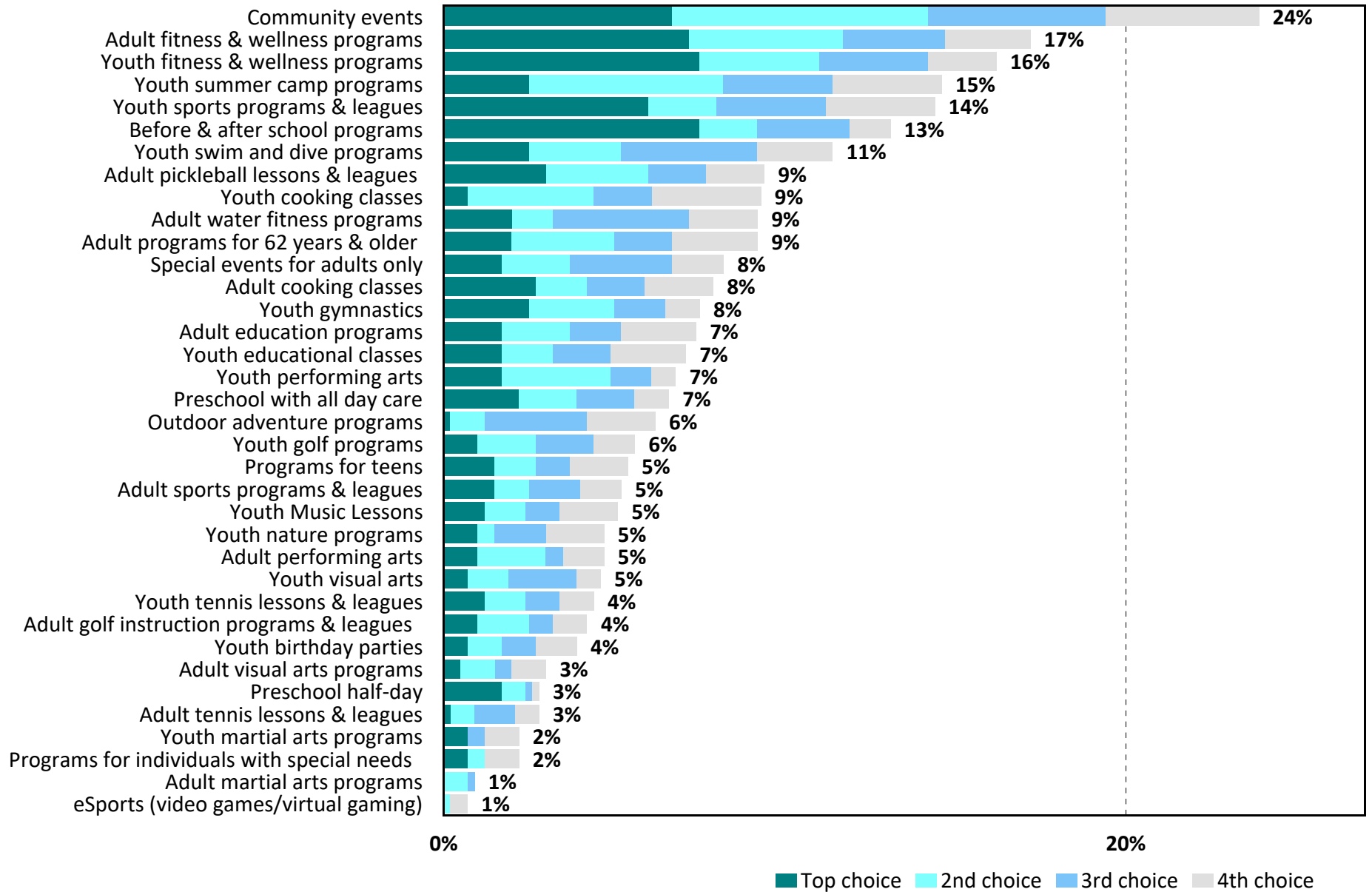
Q9. Estimated Number of Households Whose Program Needs Are Only "Partly Met" or "Not Met"

by number of households with need based on an estimated 16,476 households



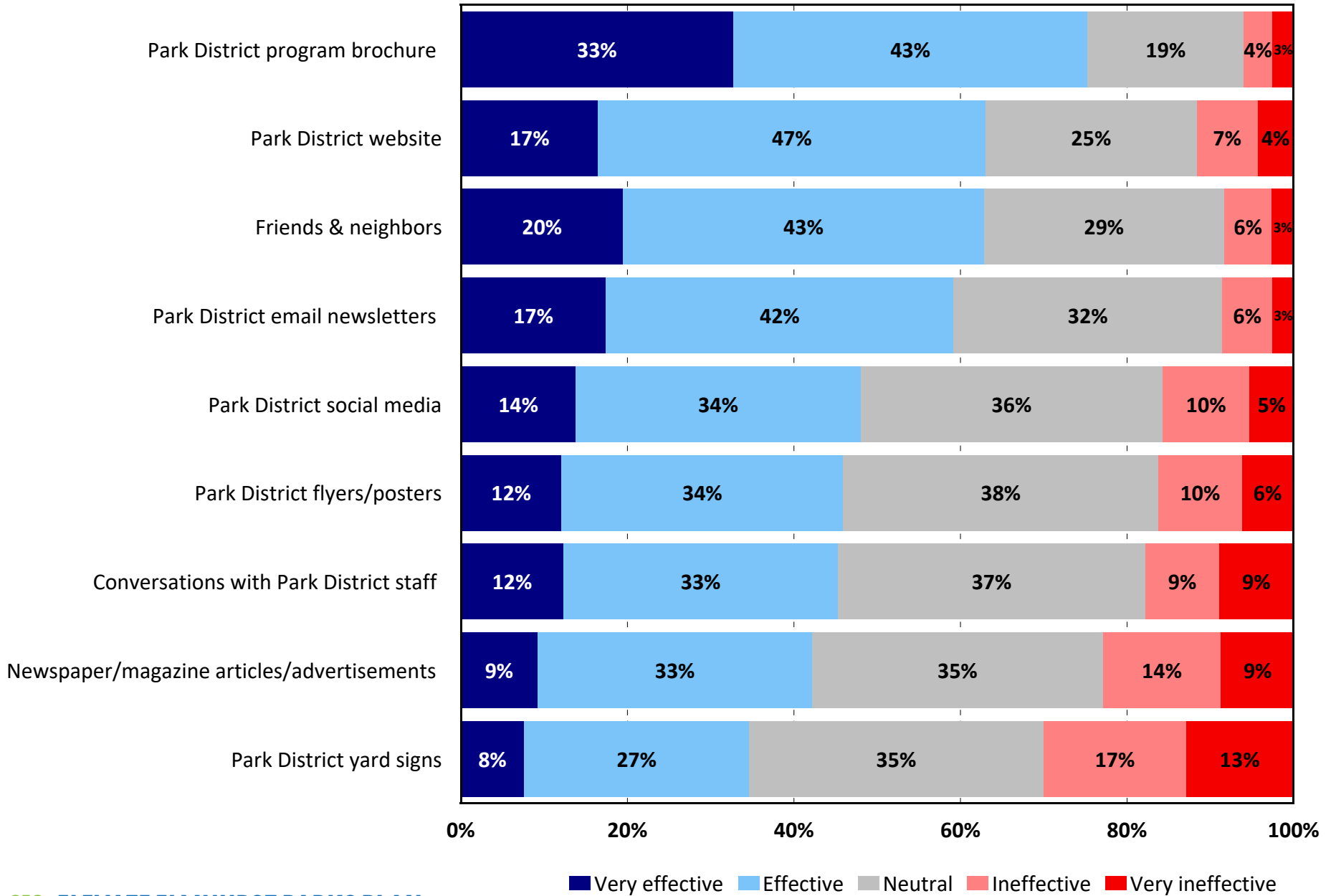
Q10. Which FOUR PROGRAMS from the list in Question 9 are MOST IMPORTANT to your household?

by percentage of respondents who selected the items as one of their top four choices



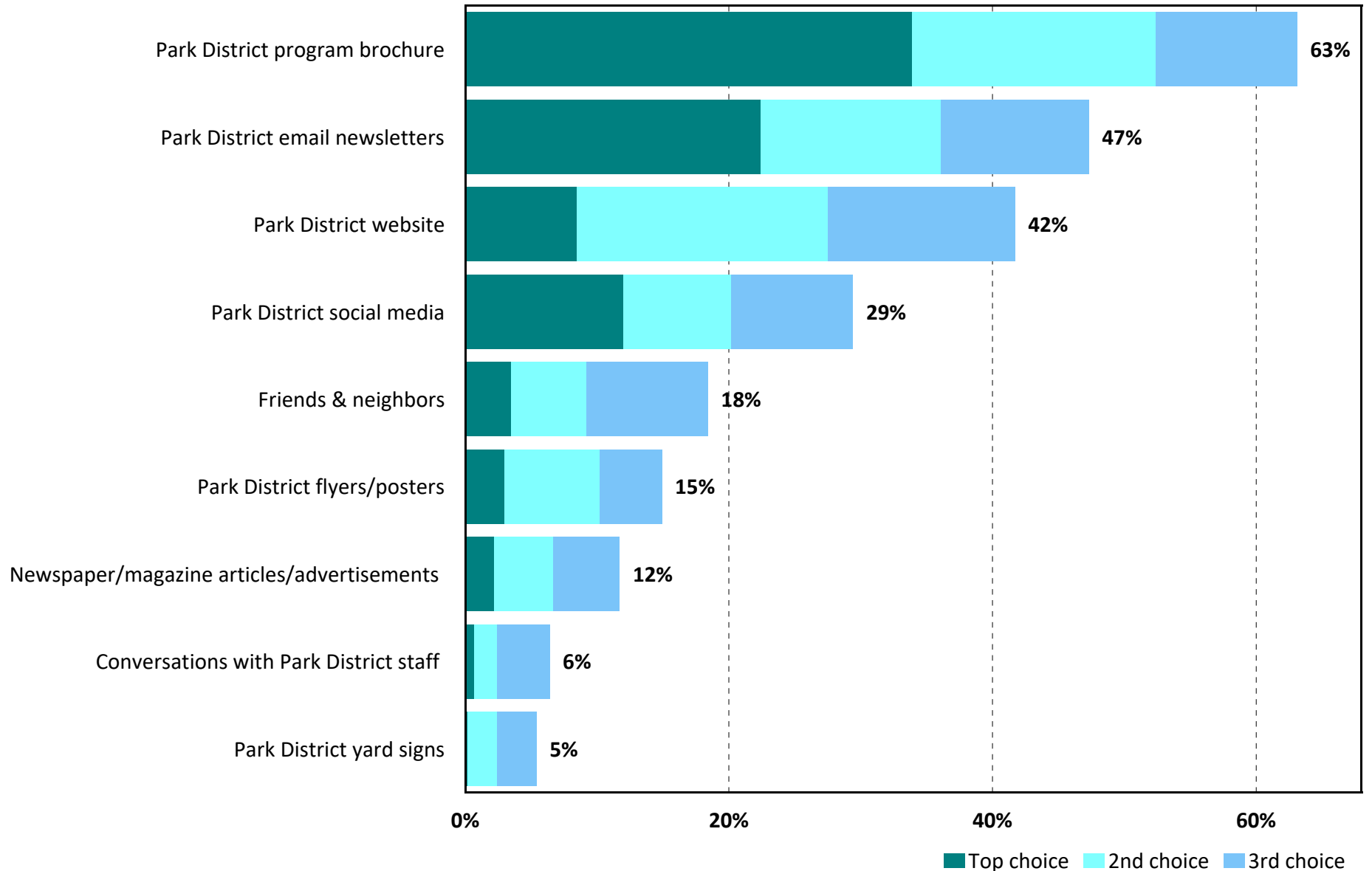
Q11. Rating Effectiveness of Information Sources

by percentage of respondents (excluding "not applicable")



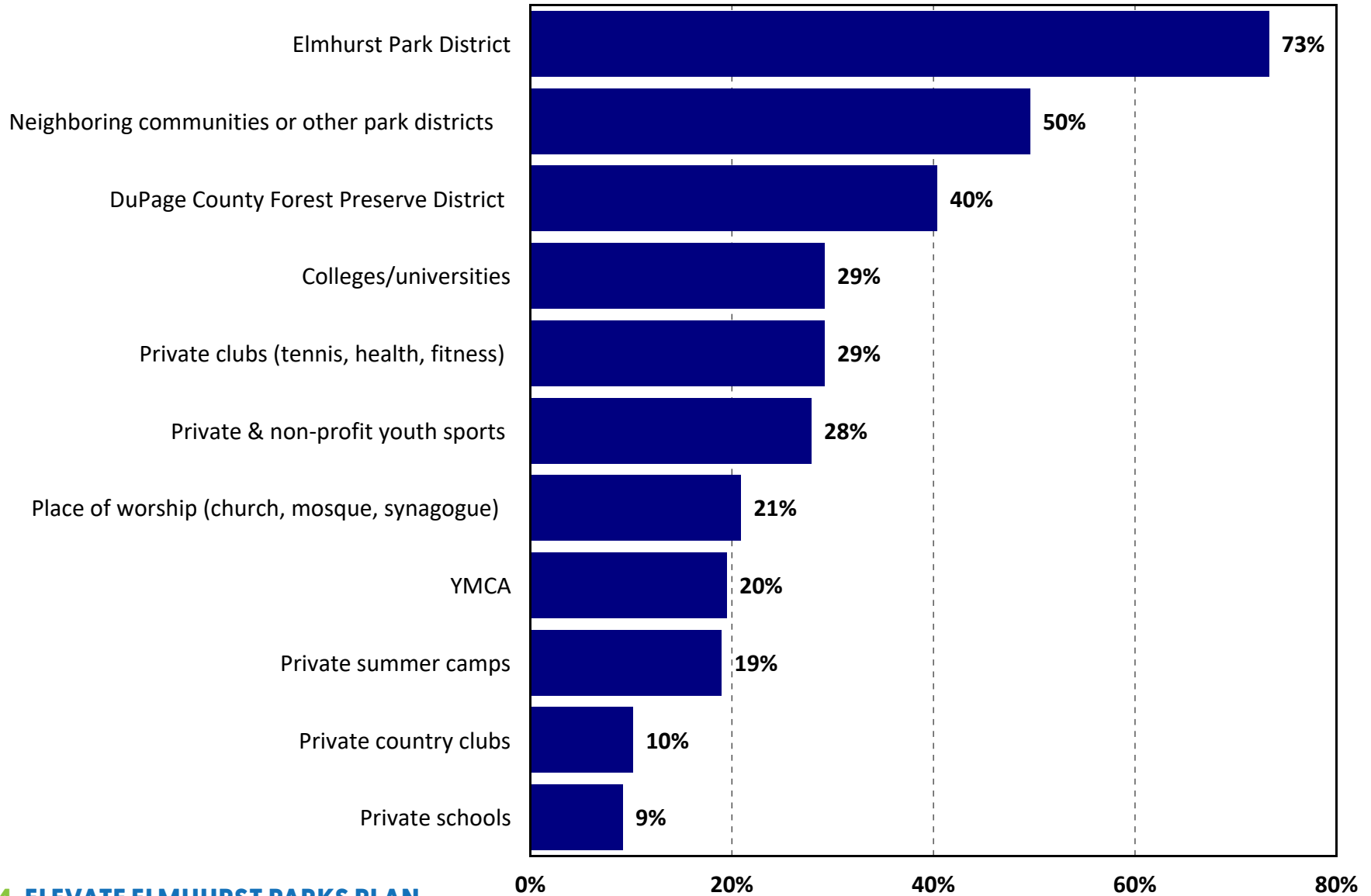
Q12. Which THREE INFORMATION SOURCES from the list in Question 11 do you MOST PREFER to use to get information about the Elmhurst Park District?

by percentage of respondents who selected the items as one of their top three choices



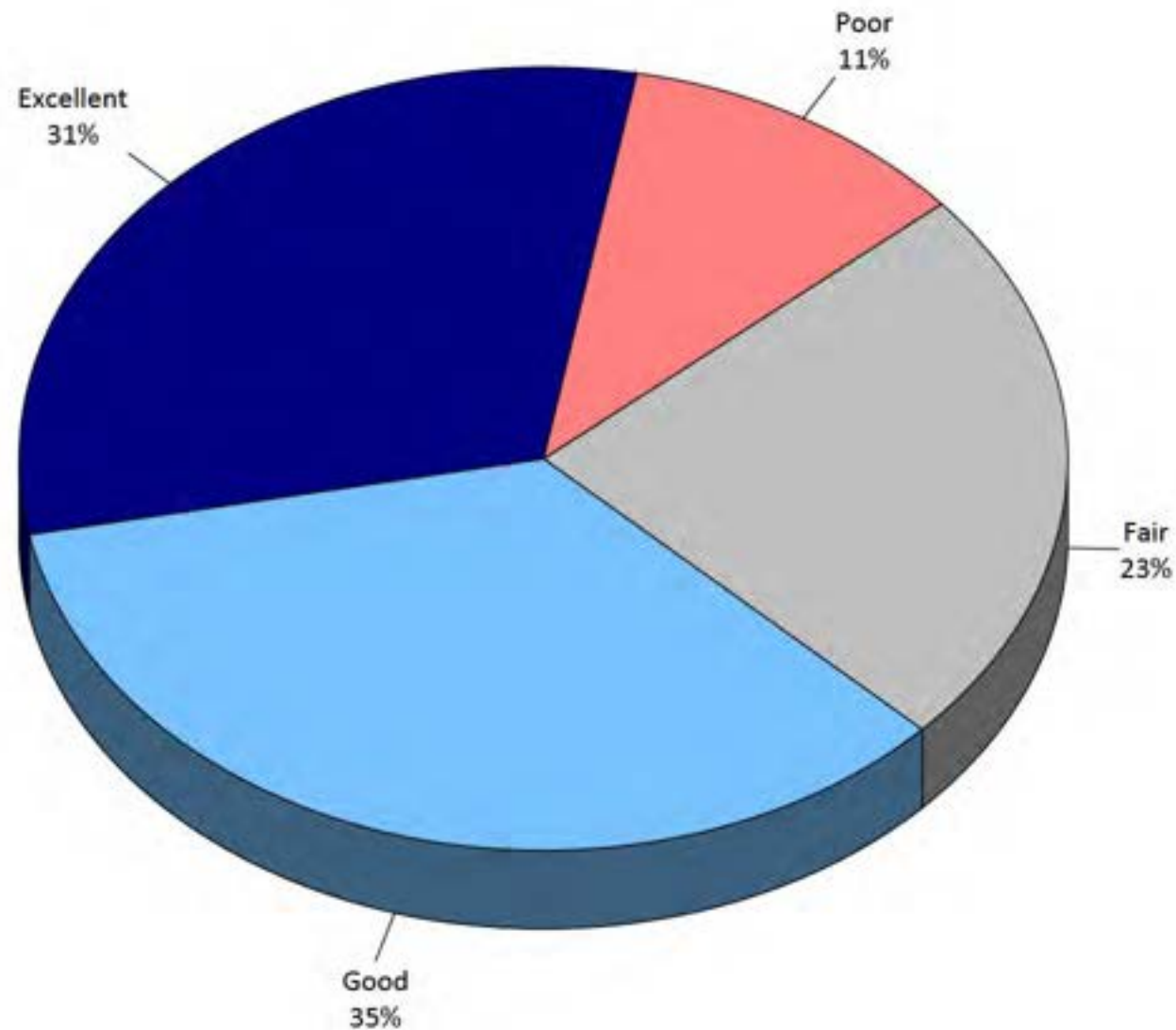
Q13. Please check ALL the organizations you or other members of your household used for indoor and outdoor recreation and sports activities during the past 12 months.

by percentage of respondents (multiple selections could be made)



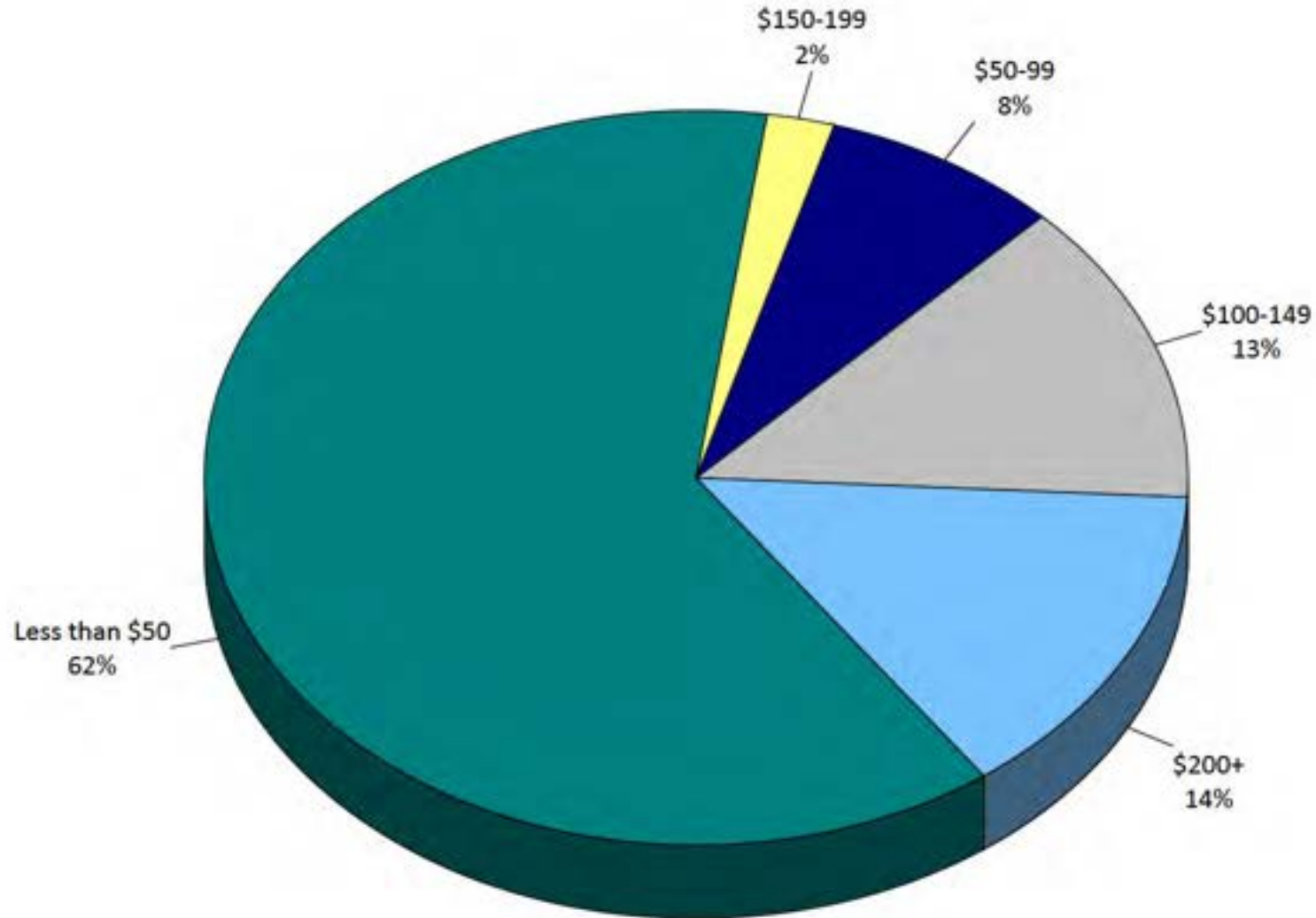
Q14. How would you rate the overall value of the property taxes you pay that go to the District?

by percentage of respondents (excluding "don't know")



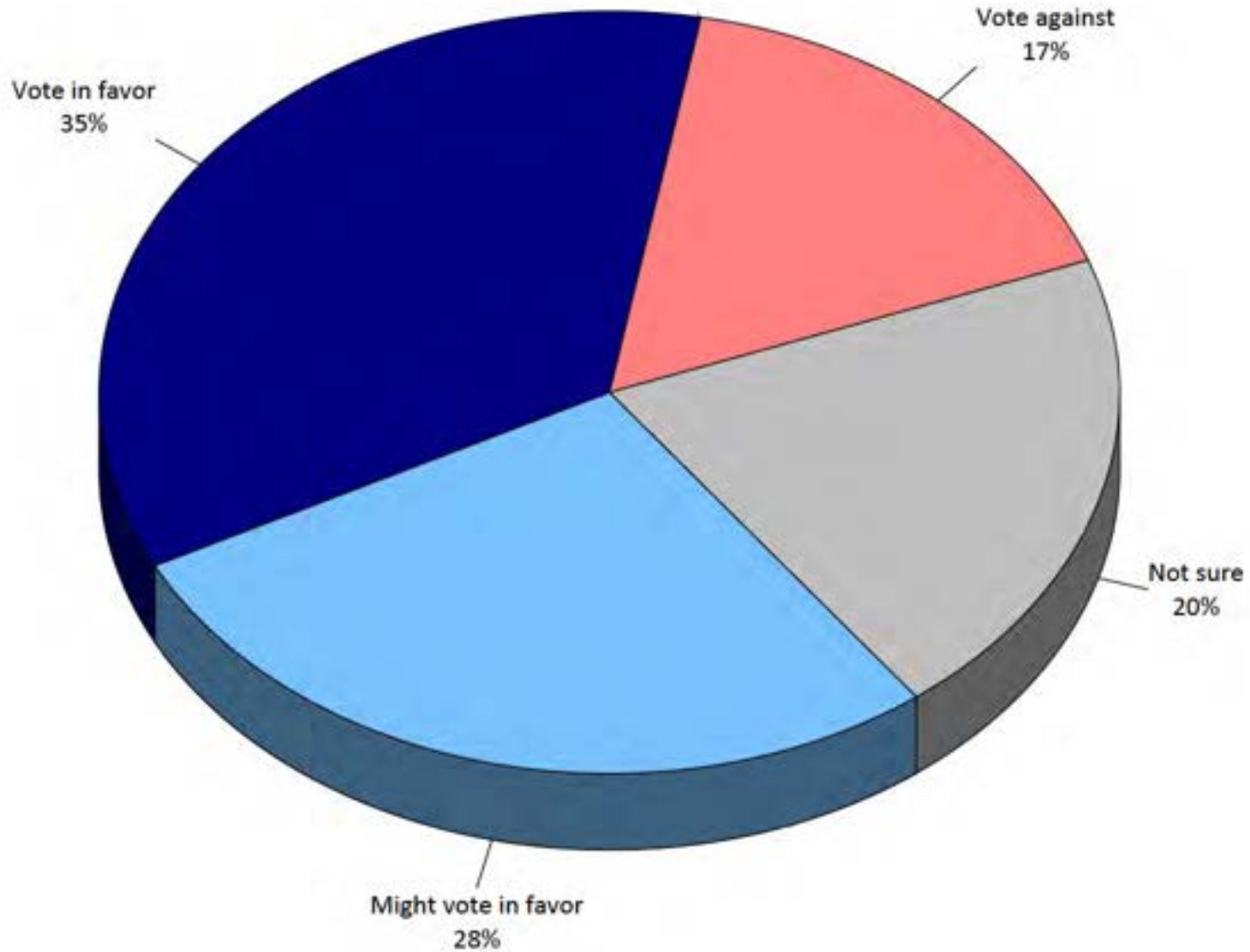
Q15. How much more would you be willing to pay via property taxes through a referendum to address high priority items?

by percentage of respondents (excluding "not provided")

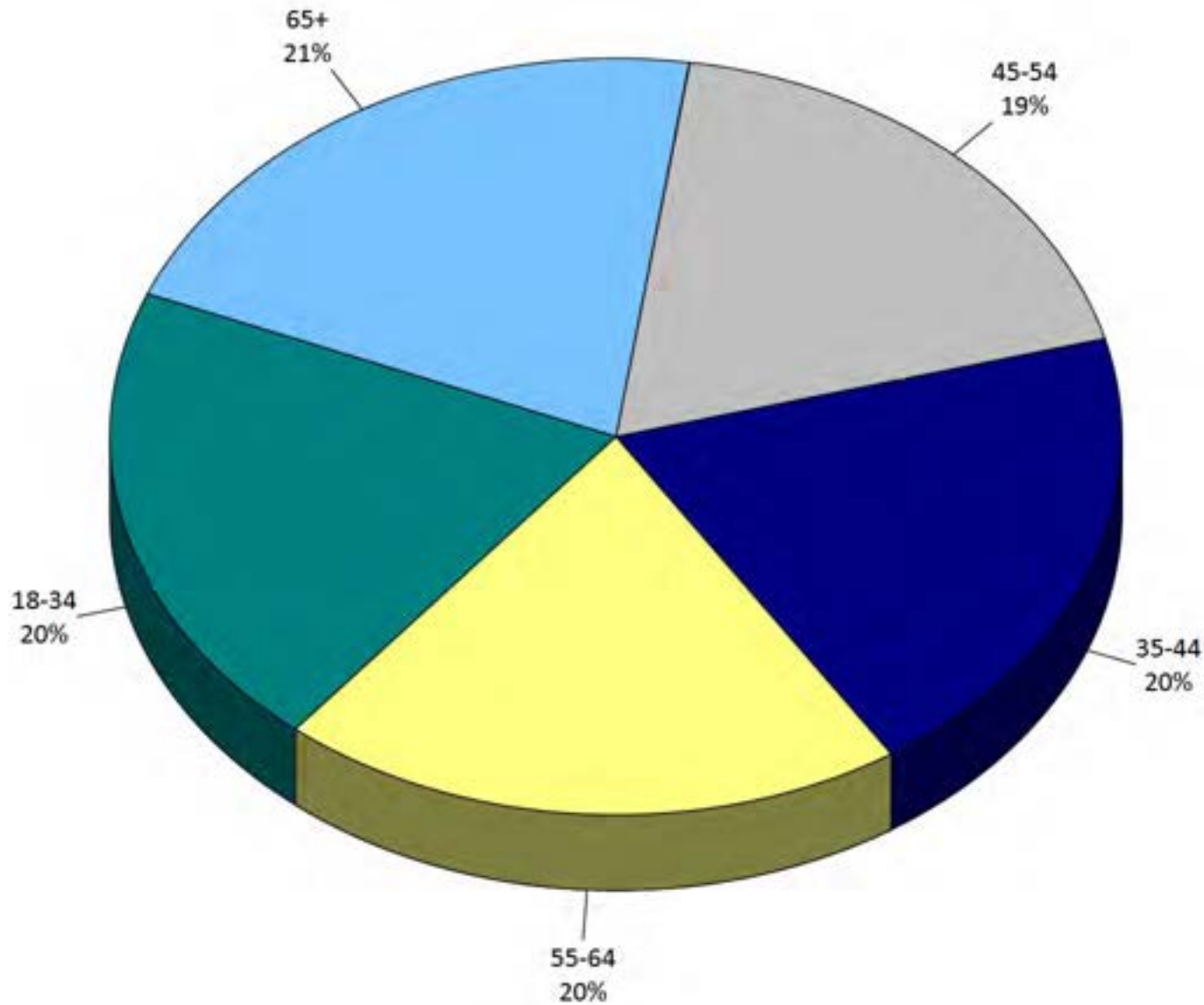


Q16. If a voter referendum was held to fund the needs mentioned in Question 15, how would you vote in the election?

by percentage of respondents (excluding "not provided")

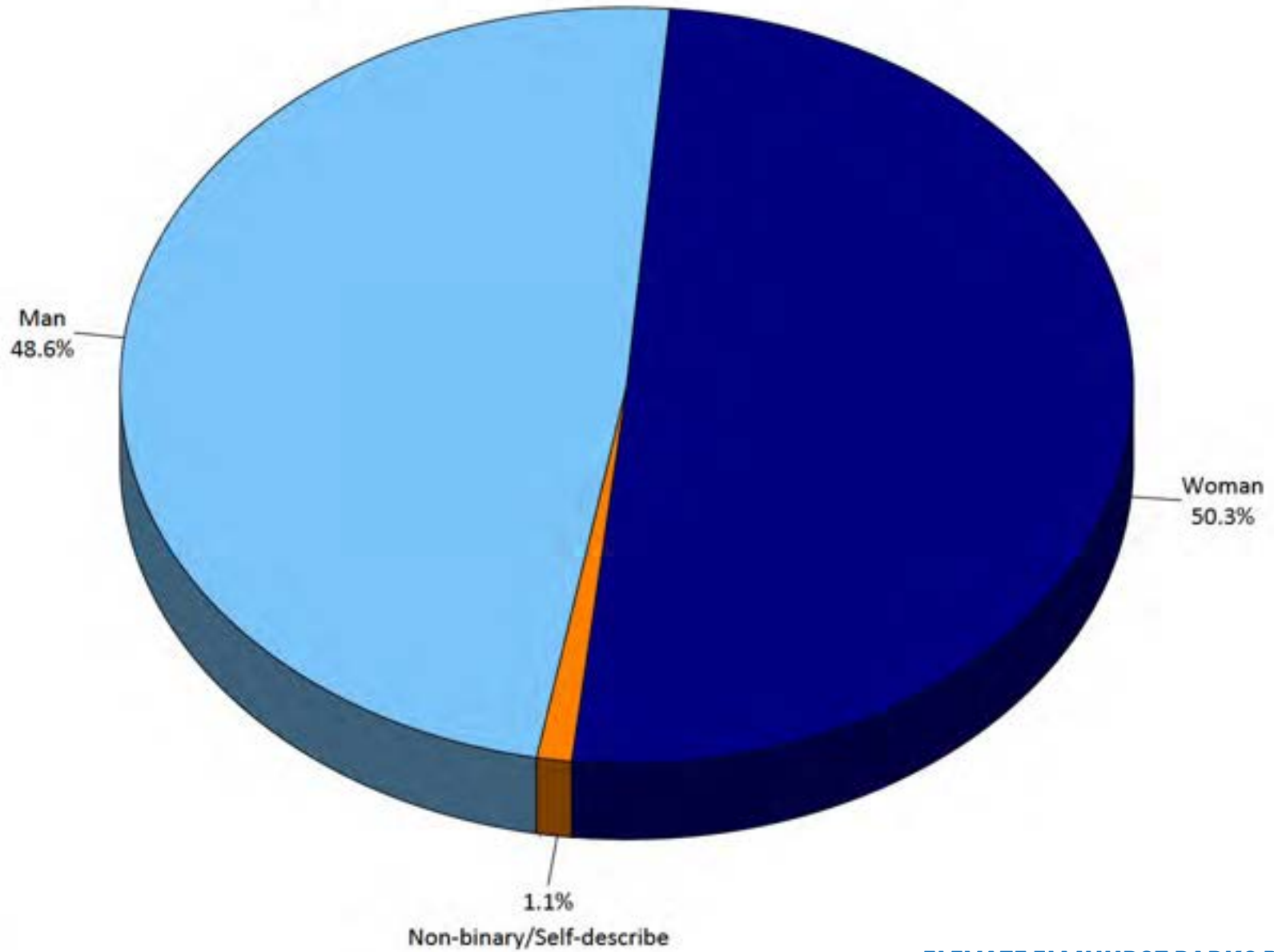


Q17. What is your age? by percentage of respondents



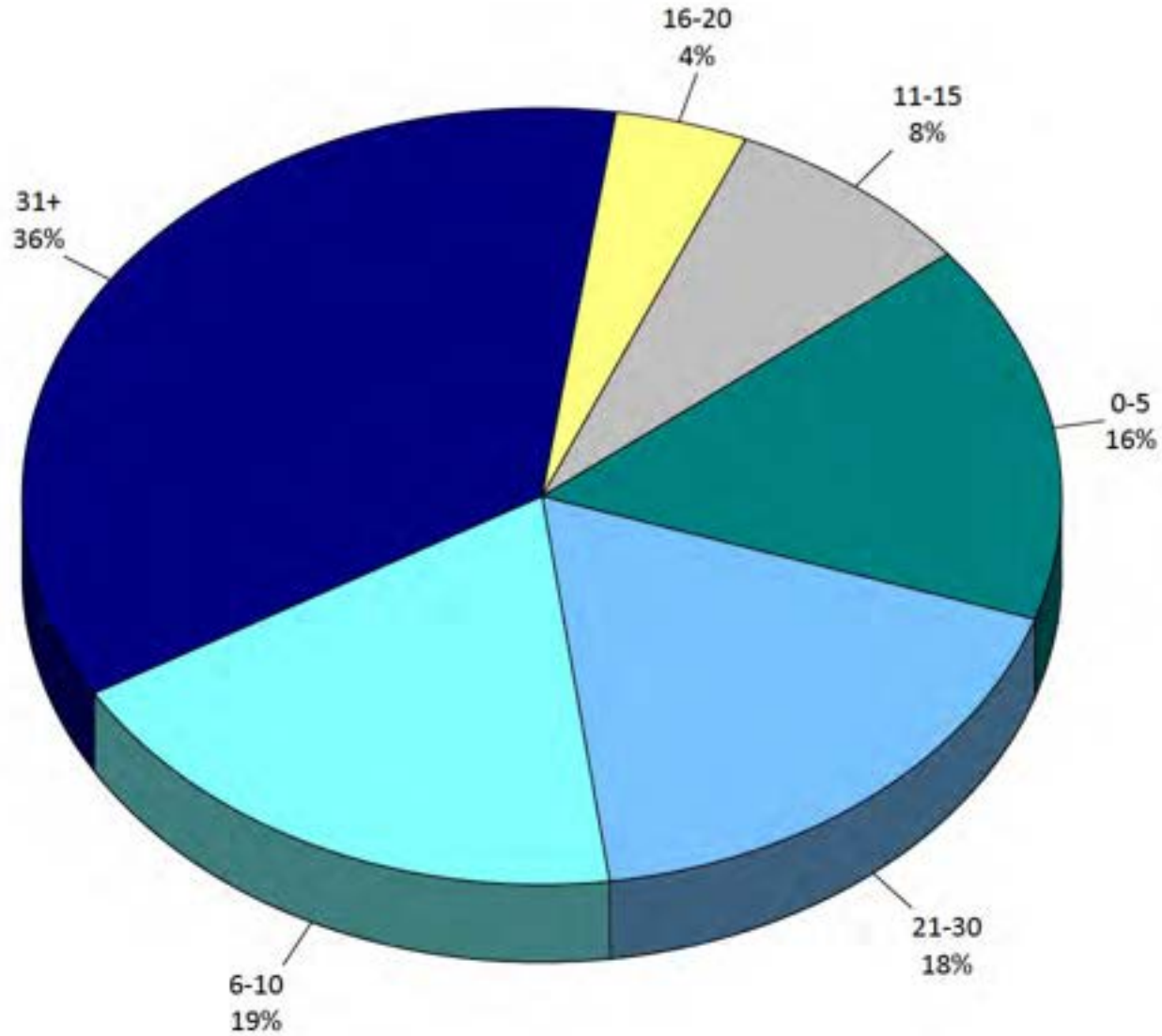
Q18. What is your gender identity?

by percentage of respondents (excluding "prefer not to answer")



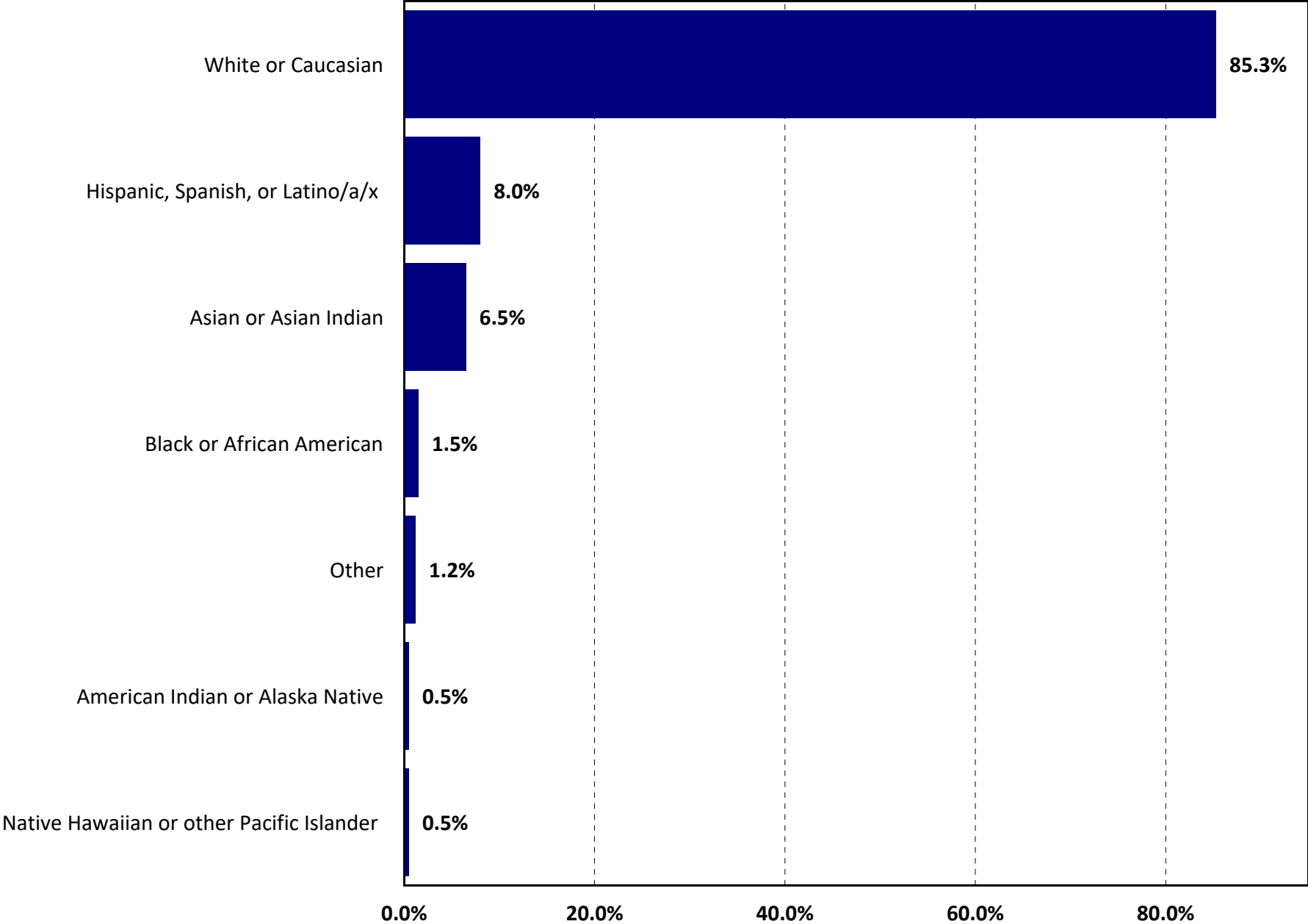
Q19. How many years have you lived in the Elmhurst Park District?

by percentage of respondents (excluding "not provided")



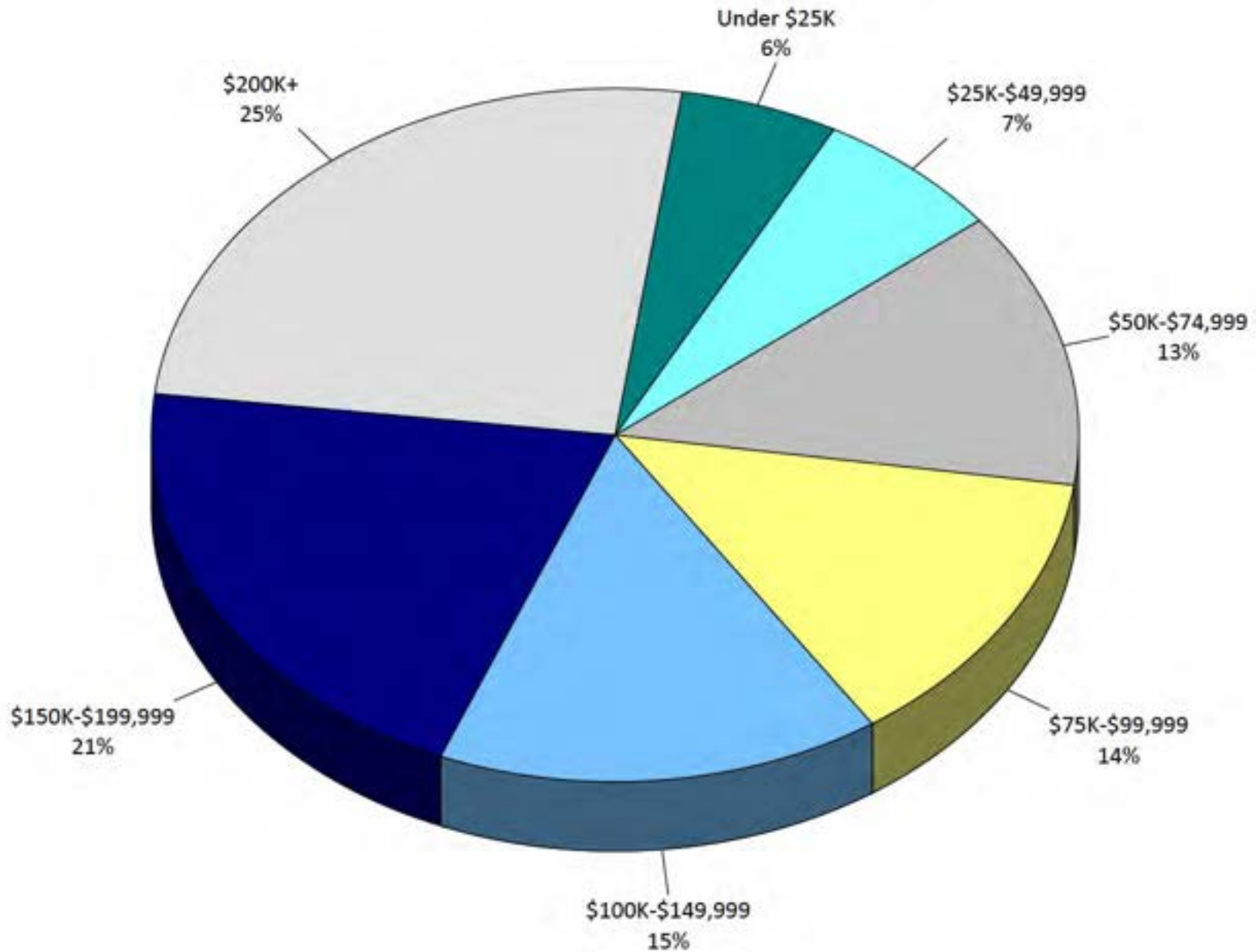
Q20. Which of the following best describes your race or ethnicity?

by percentage of respondents



Q21. What is your household income?

by percentage of respondents (excluding "not provided")



3

Priority Investment Rating

Priority Investment Rating Elmhurst Park District, IL

The **Priority Investment Rating (PIR)** was developed by ETC Institute to provide governments with an objective tool for evaluating the priority that should be placed on parks and recreation investments. The Priority Investment Rating was developed by ETC Institute to identify the facilities and programs residents think should receive the highest priority for investment. The priority investment rating reflects the importance residents place on items (sum of top 4 choices) and the unmet needs (needs that are not met or only partly met) for each facility/program relative to the facility/program that rated the highest overall. Since decisions related to future investments should consider both the level of unmet need and the importance of facilities and programs, the PIR weights each of these components equally.

The PIR reflects the sum of the Unmet Needs Rating and the Importance Rating as shown in the equation below:

$$\text{PIR} = \text{UNR} + \text{IR}$$

For example, if the Unmet Needs Rating for Community Gardens were 98.9 (out of 100) and the Importance Rating for Community Gardens were 21.6 (out of 100), the Priority Investment Rating for Community Gardens would be 120.5 (out of 200).

How to Analyze the Charts:

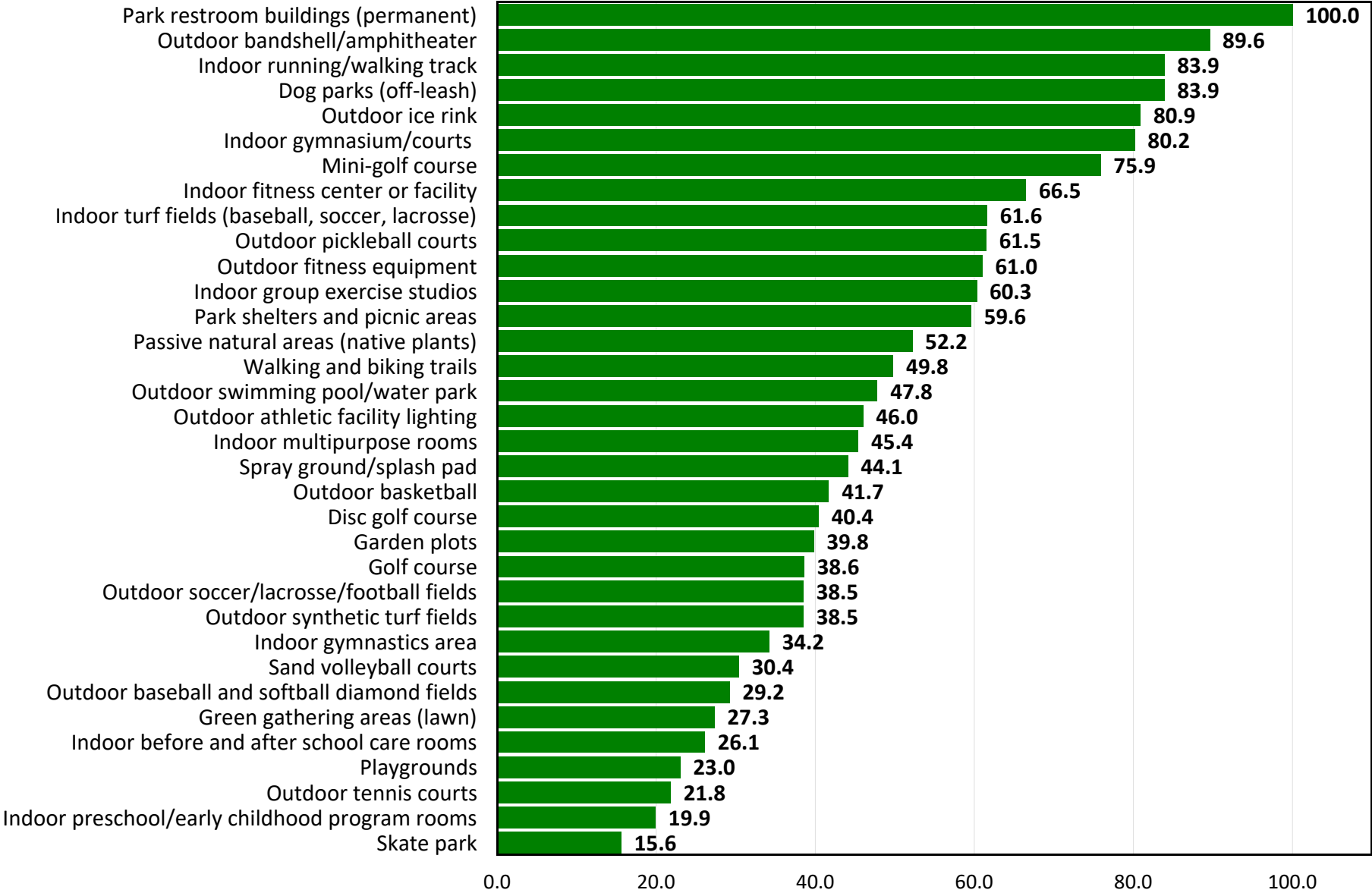
- **High Priority Areas** are those with a PIR of at least 100. A rating of 100 or above generally indicates there is a relatively high level of unmet need and residents generally think it is important to fund improvements in these areas. Improvements in this area are likely to have a positive impact on the greatest number of households.
- **Medium Priority Areas** are those with a PIR of 50-99. A rating in this range generally indicates there is a medium to high level of unmet need or a significant percentage of residents generally think it is important to fund improvements in these areas.
- **Low Priority Areas** are those with a PIR below 50. A rating in this range generally indicates there is a relatively low level of unmet need and residents do not think it is important to fund improvements in these areas. Improvements may be warranted if the needs of very specialized populations are being targeted.

The following pages show the Unmet Needs Rating, Importance Rating, and Priority Investment Rating for facilities and programs.

Unmet Needs Rating for Indoor/Outdoor Facilities

the rating for the item with the most unmet need=100

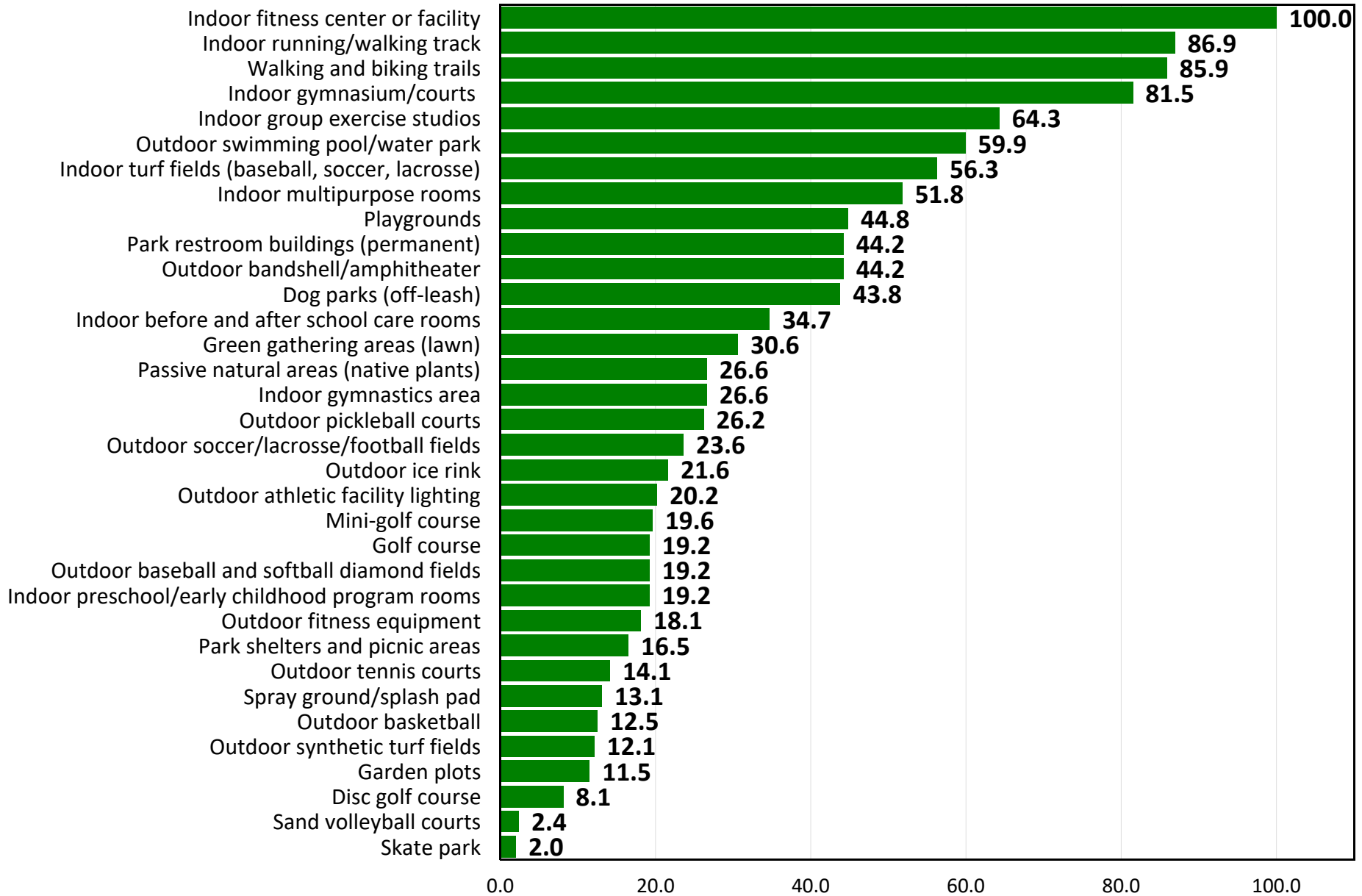
the rating of all other items reflects the relative amount of unmet need for each item compared to the item with the most unmet need



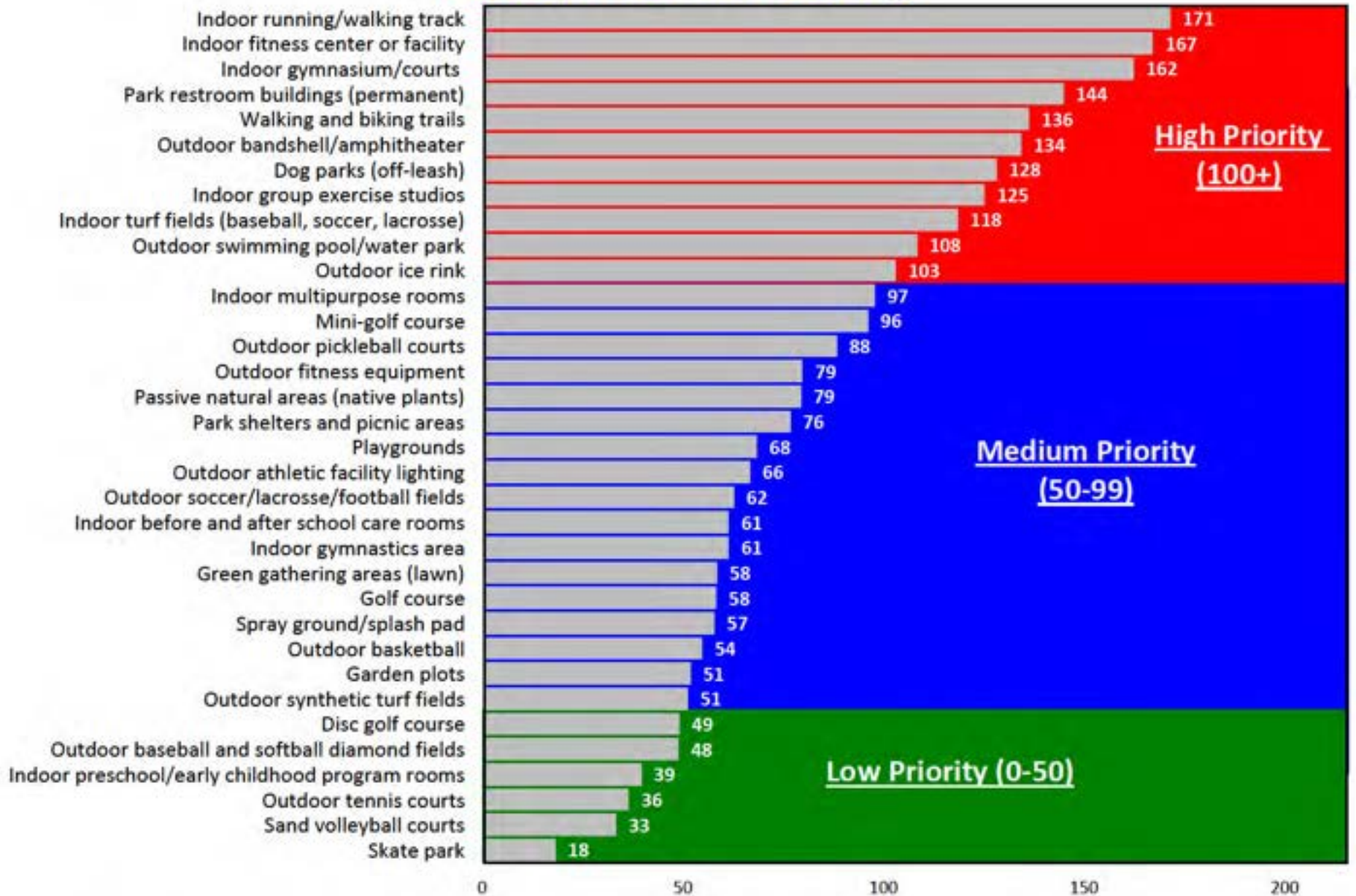
Importance Rating for Indoor/Outdoor Facilities

the rating for the item rated as the most important=100

the rating of all other items reflects the relative level of importance for each item compared to the item rated as the most important



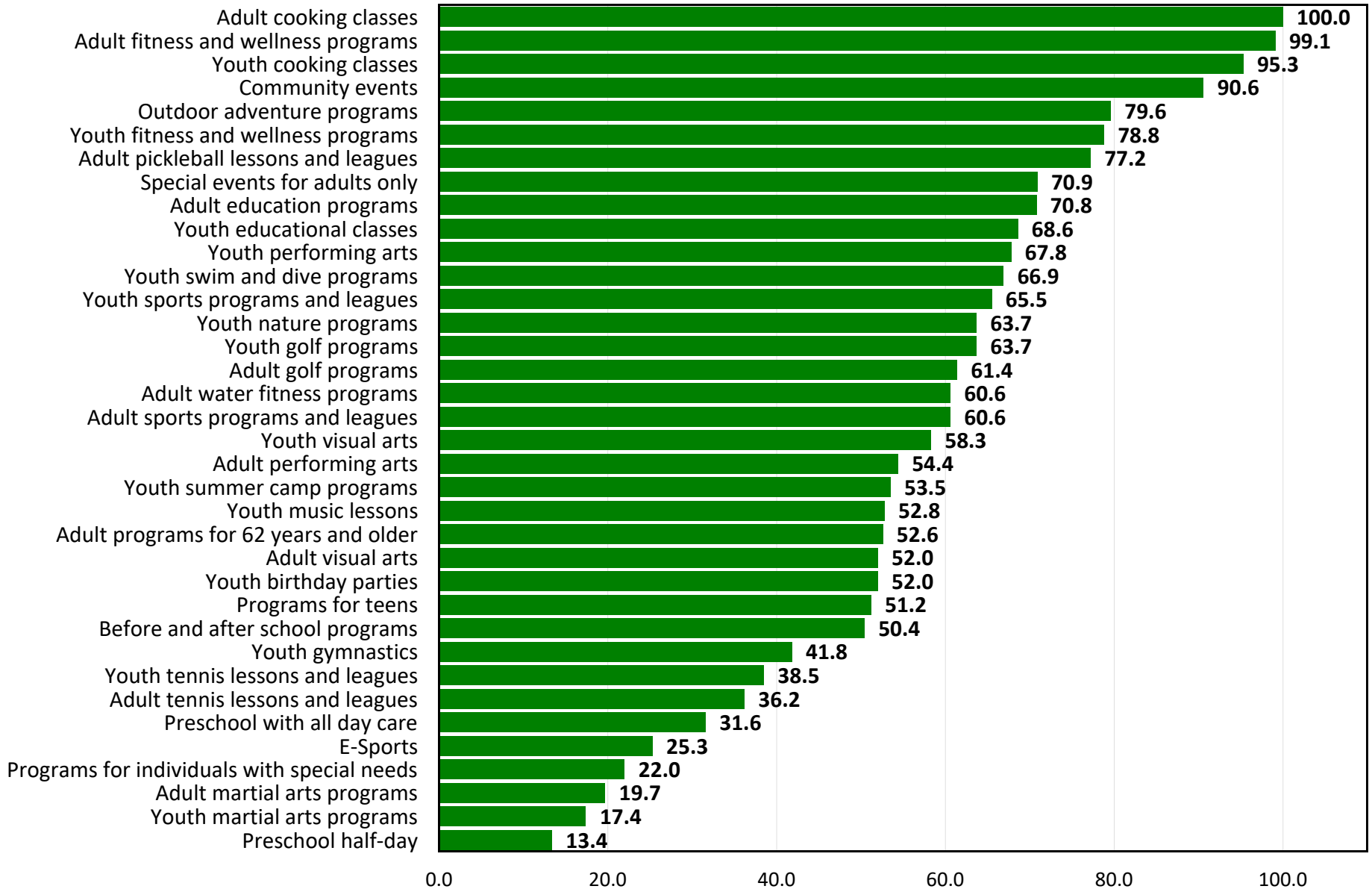
Top Priorities for Investment for Indoor/Outdoor Facilities Based on Priority Investment Rating



Unmet Needs Rating for Programs

the rating for the item with the most unmet need=100

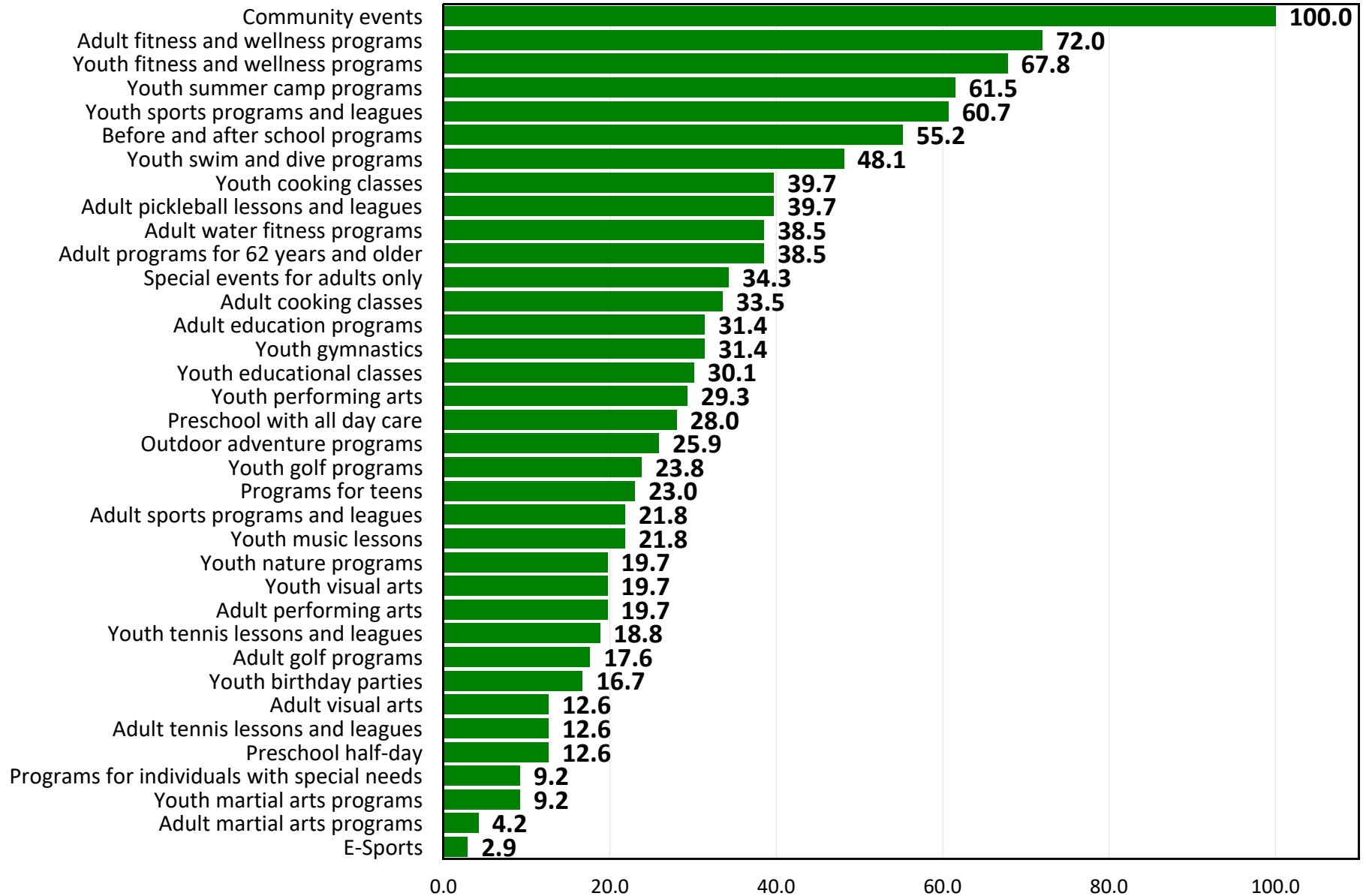
the rating of all other items reflects the relative amount of unmet need for each item compared to the item with the most unmet need



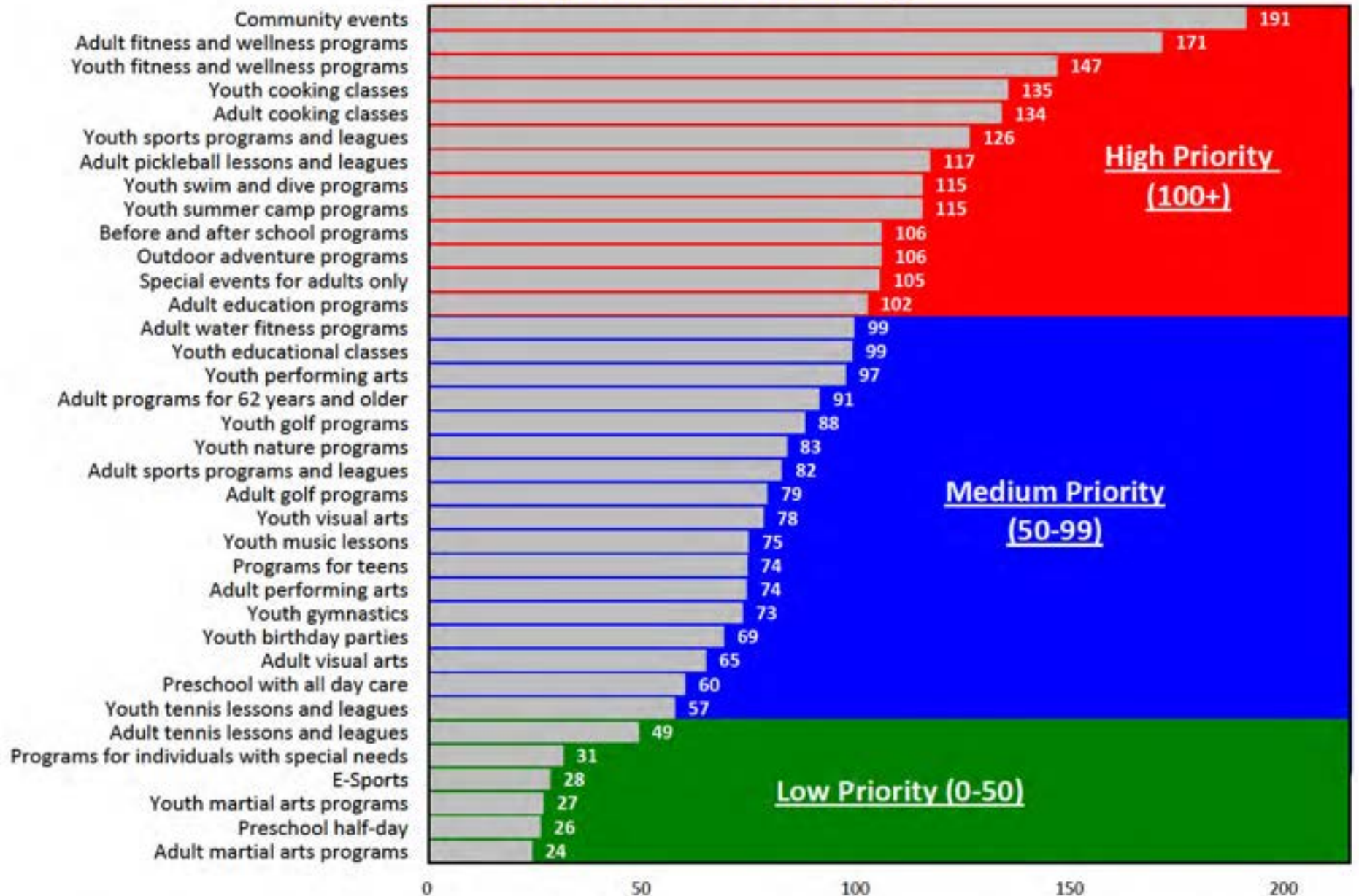
Importance Rating for Programs

the rating for the item rated as the most important=100

the rating of all other items reflects the relative level of importance for each item compared to the item rated as the most important



Top Priorities for Investment for Programs Based on Priority Investment Rating



4

Benchmarks

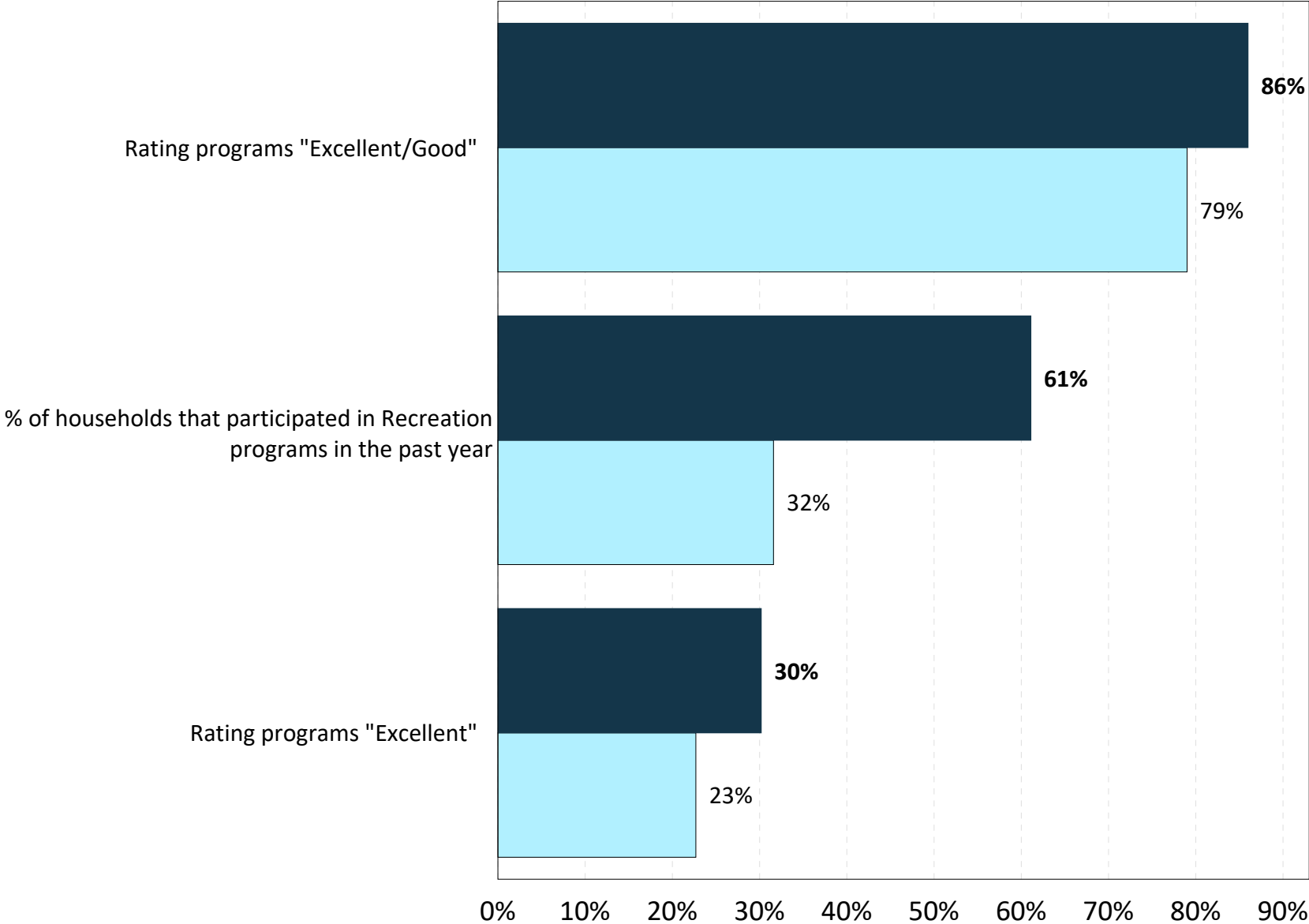
National Benchmarks

Note: The benchmarking data contained in this report is protected intellectual property. Any reproduction of the benchmarking information in this report by persons or organizations not directly affiliated with Elmhurst Park District is not authorized without written consent from ETC Institute.

Use of Recreation Programs

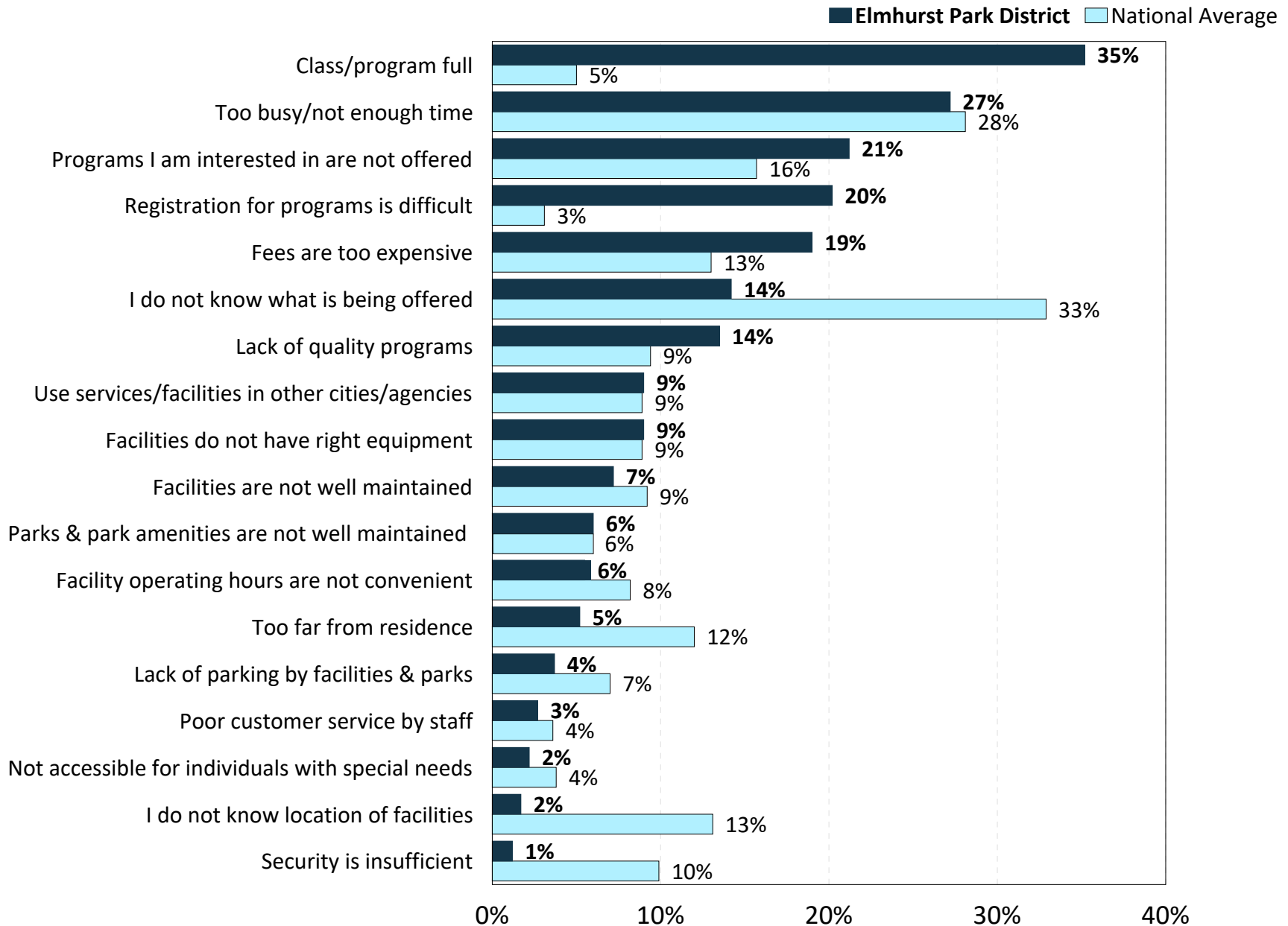
by percentage of respondents

■ Elmhurst Park District ■ National Average



Barriers to Parks and Recreation Use

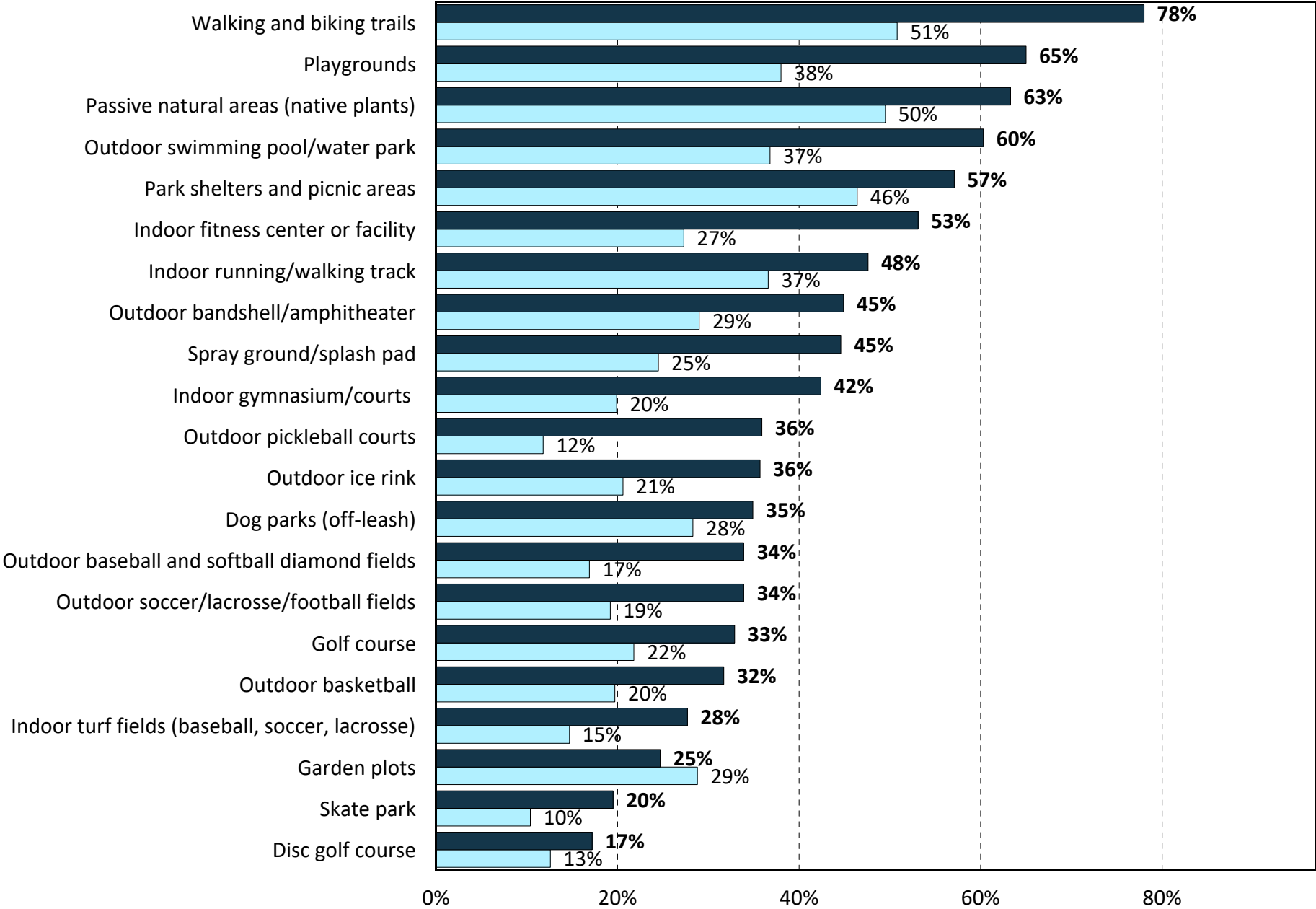
by percentage of respondents



Respondents with Need for Facilities and Amenities

by percentage of respondents

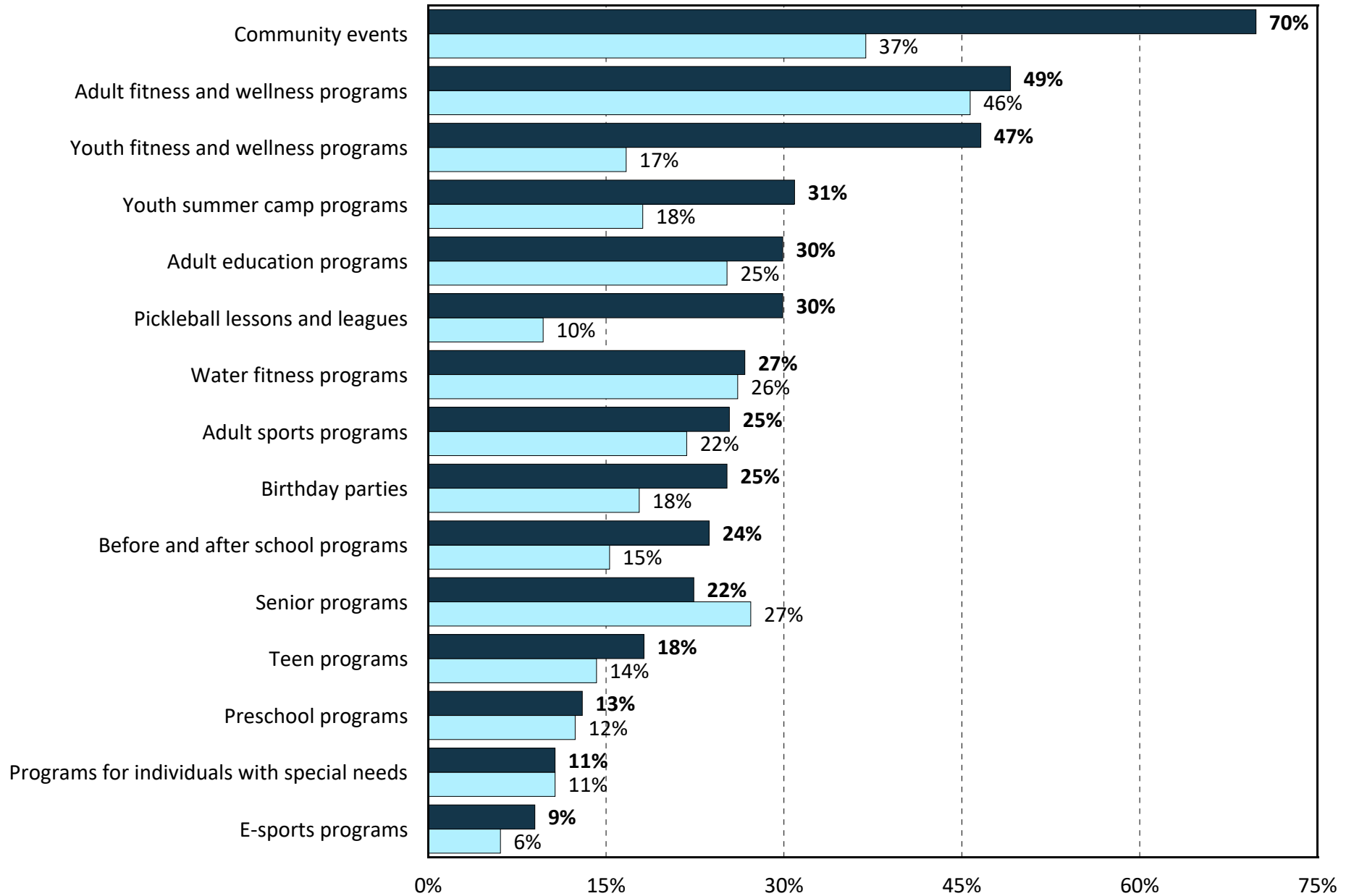
■ Elmhurst Park District ■ National Average



Respondents with Need for Recreation Programs

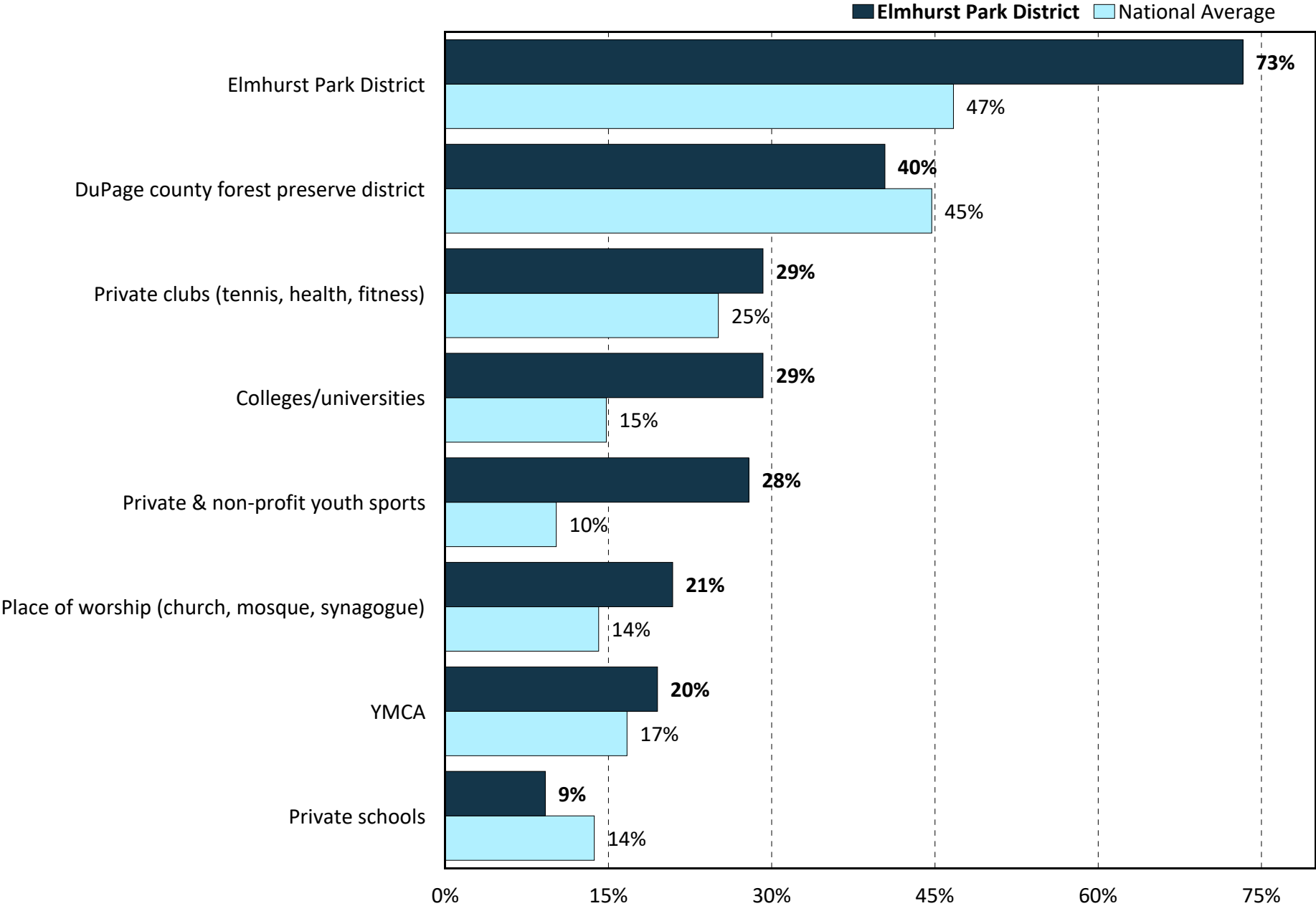
by percentage of respondents

■ Elmhurst Park District ■ National Average



Outside Organizations Used for Recreation

by percentage of respondents



5

Trends

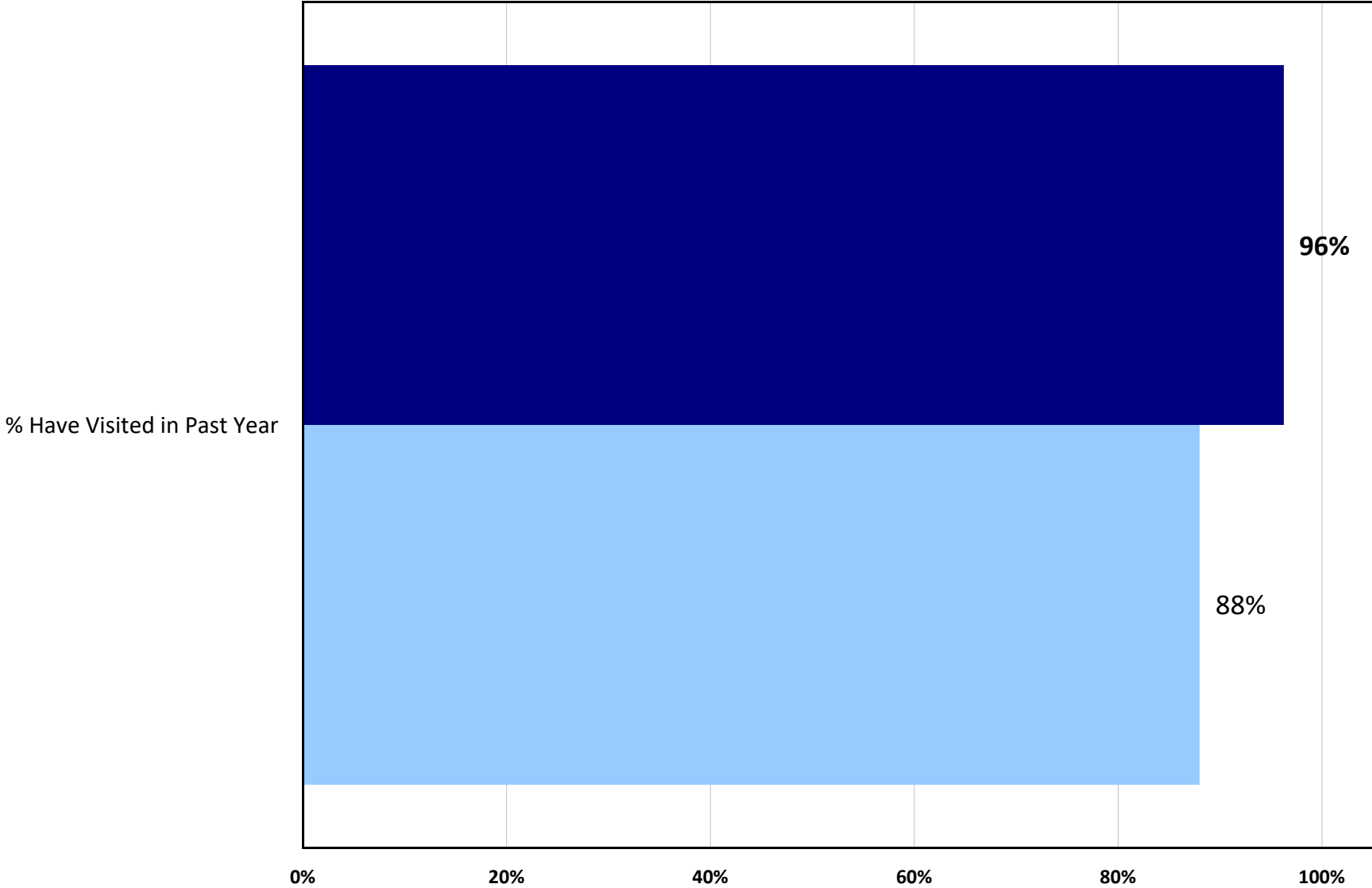


TRENDS

Use of Elmhurst Park District Parks

by percentage of respondents

2023 2016

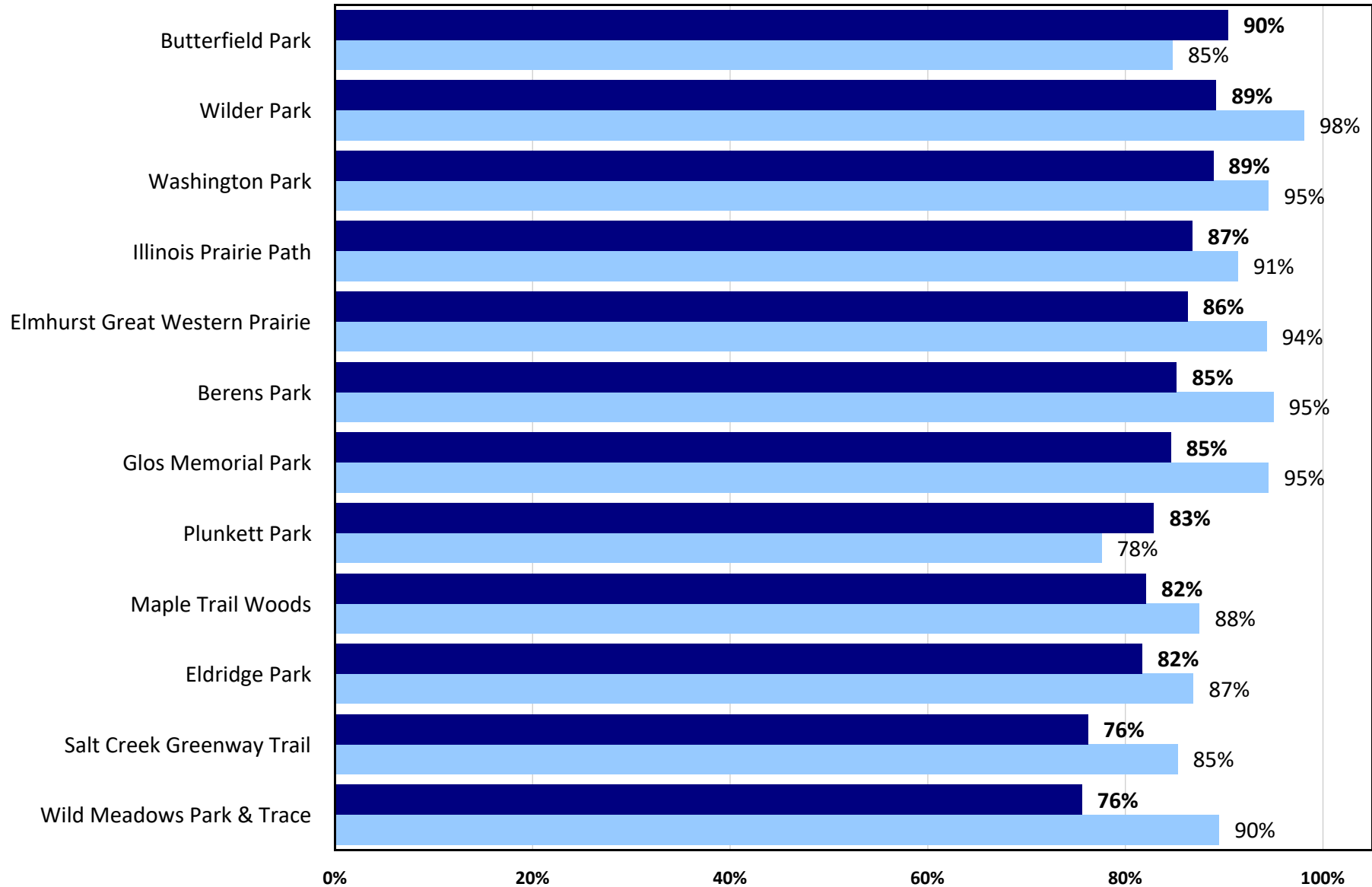


TRENDS

Rating Parks, Trails, and Facilities

by percentage of respondents who rated the park, trail, or facility as either "Good" or "Excellent"

2023 2016

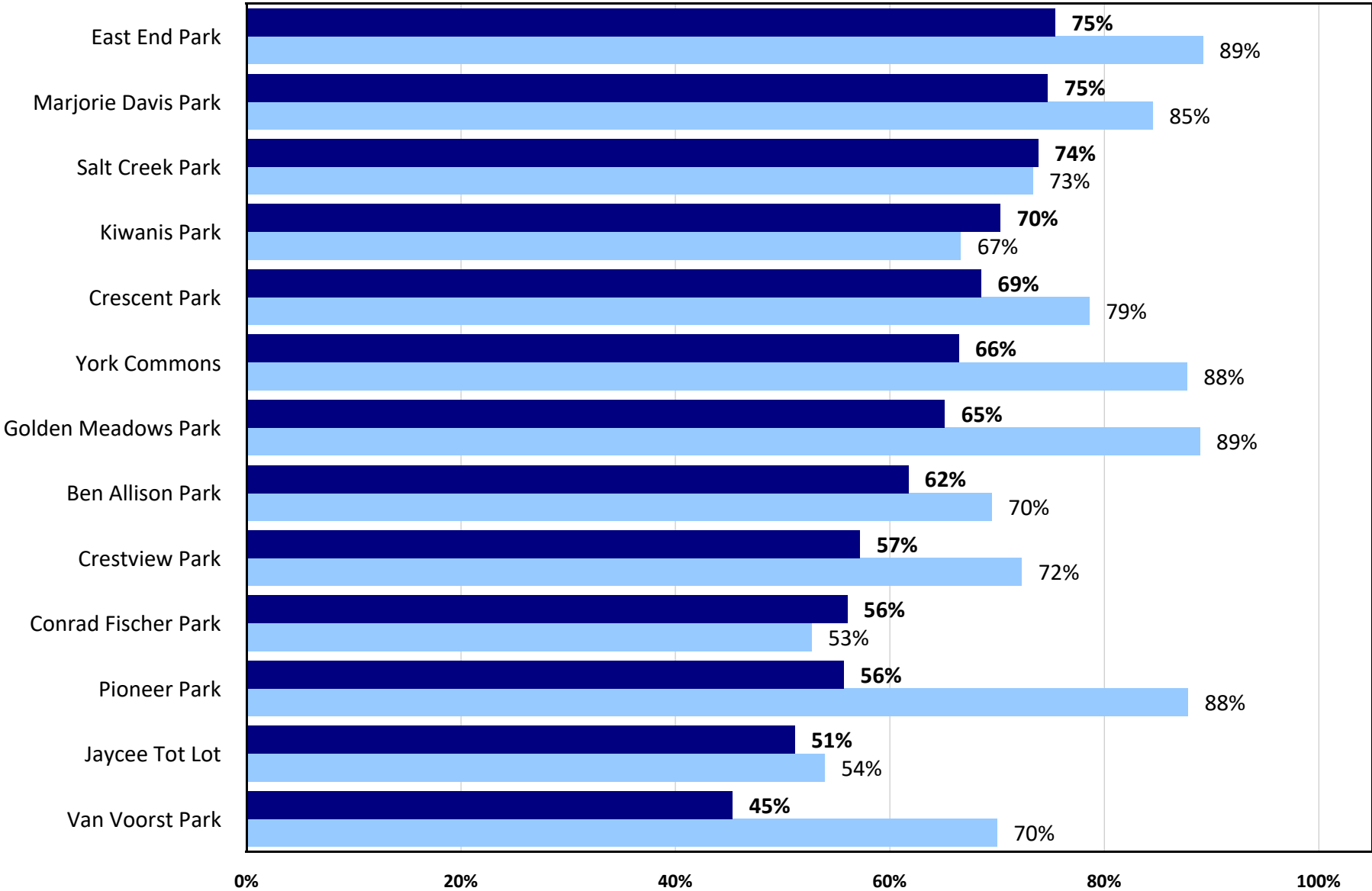


TRENDS

(Continued) Rating Parks, Trails, and Facilities

by percentage of respondents who rated the park, trail, or facility as either "Good" or "Excellent"

2023 2016

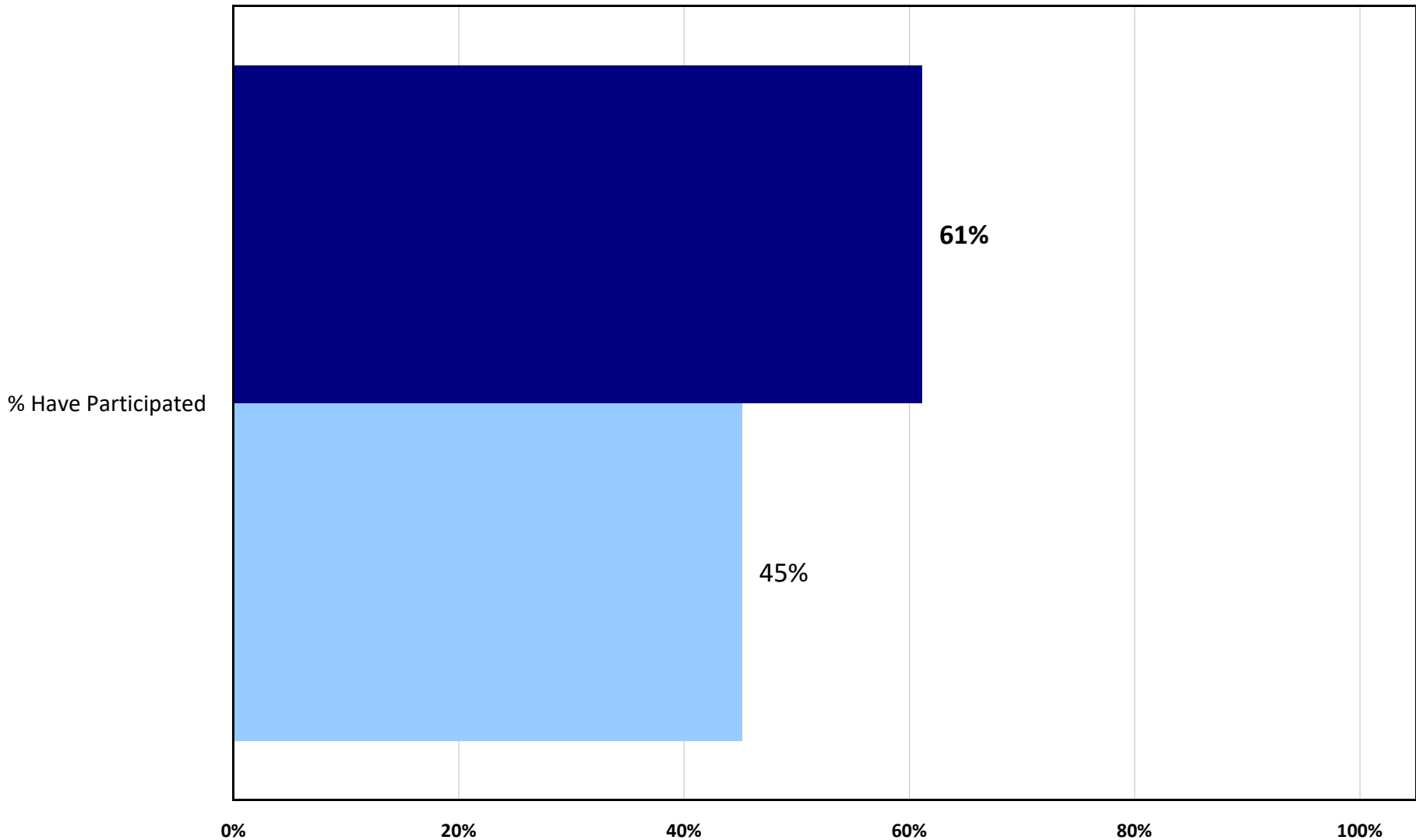


TRENDS

Participation in Recreation Programs Offered by Elmhurst Park District in the Past 12 Months

by percentage of respondents

2023 2016

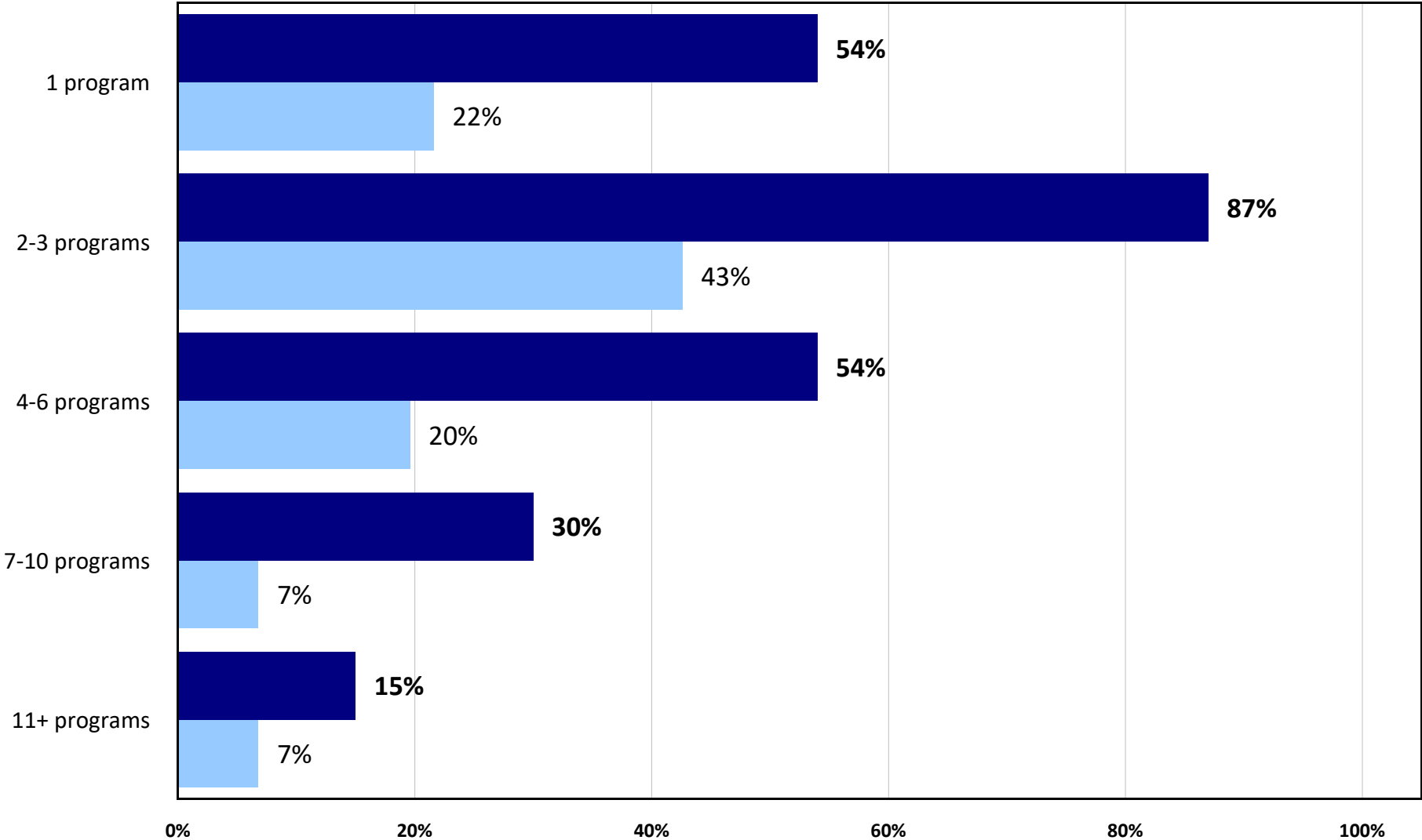


TRENDS

How Many Different Recreation Programs or Activities Have Households Participated in During the Past 12 Months

by percentage of respondents who report participating in the last year

2023 2016

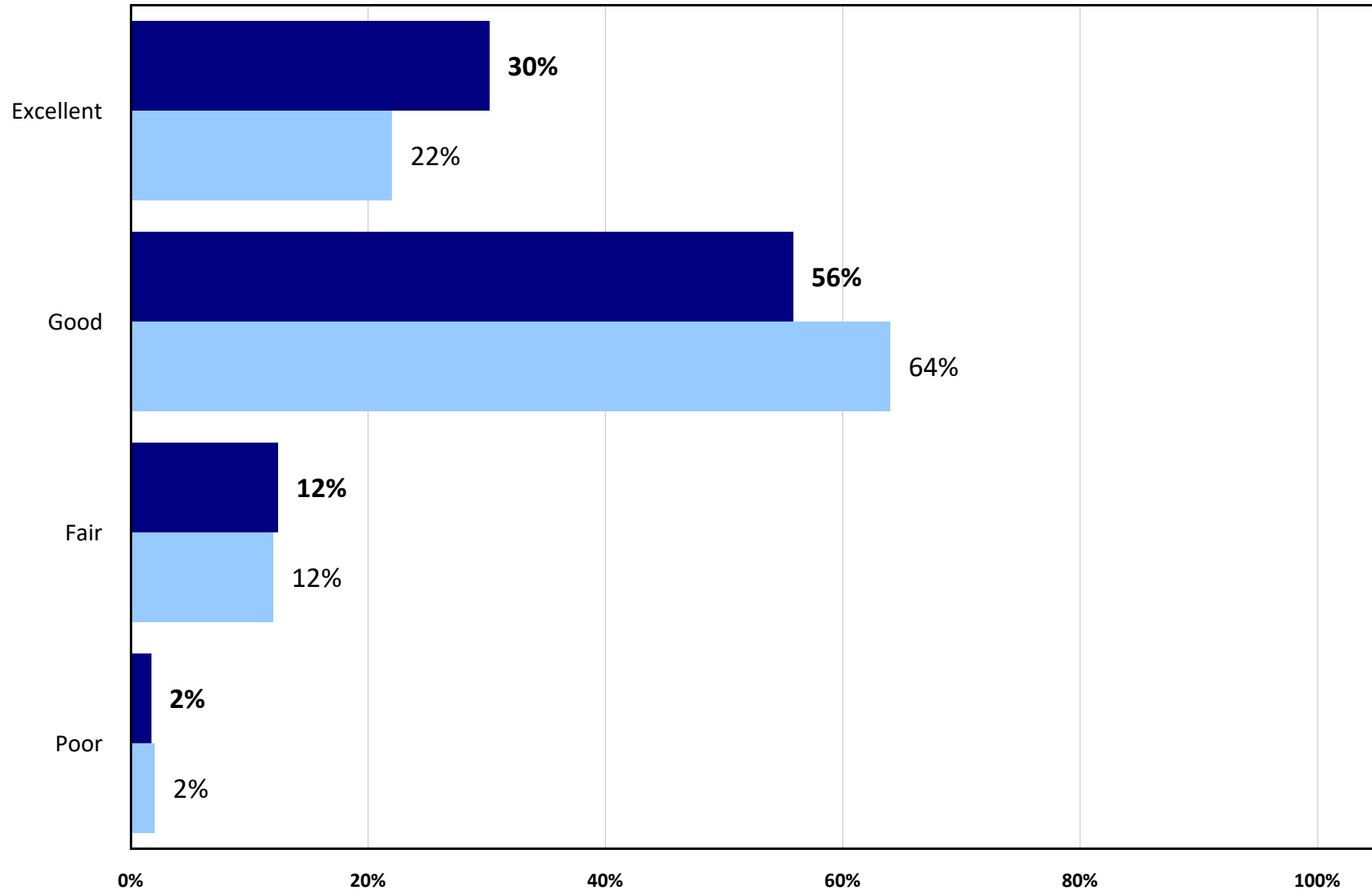


TRENDS

Rating Overall Quality of Recreation Programs or Activities

by percentage of respondents

2023 2016

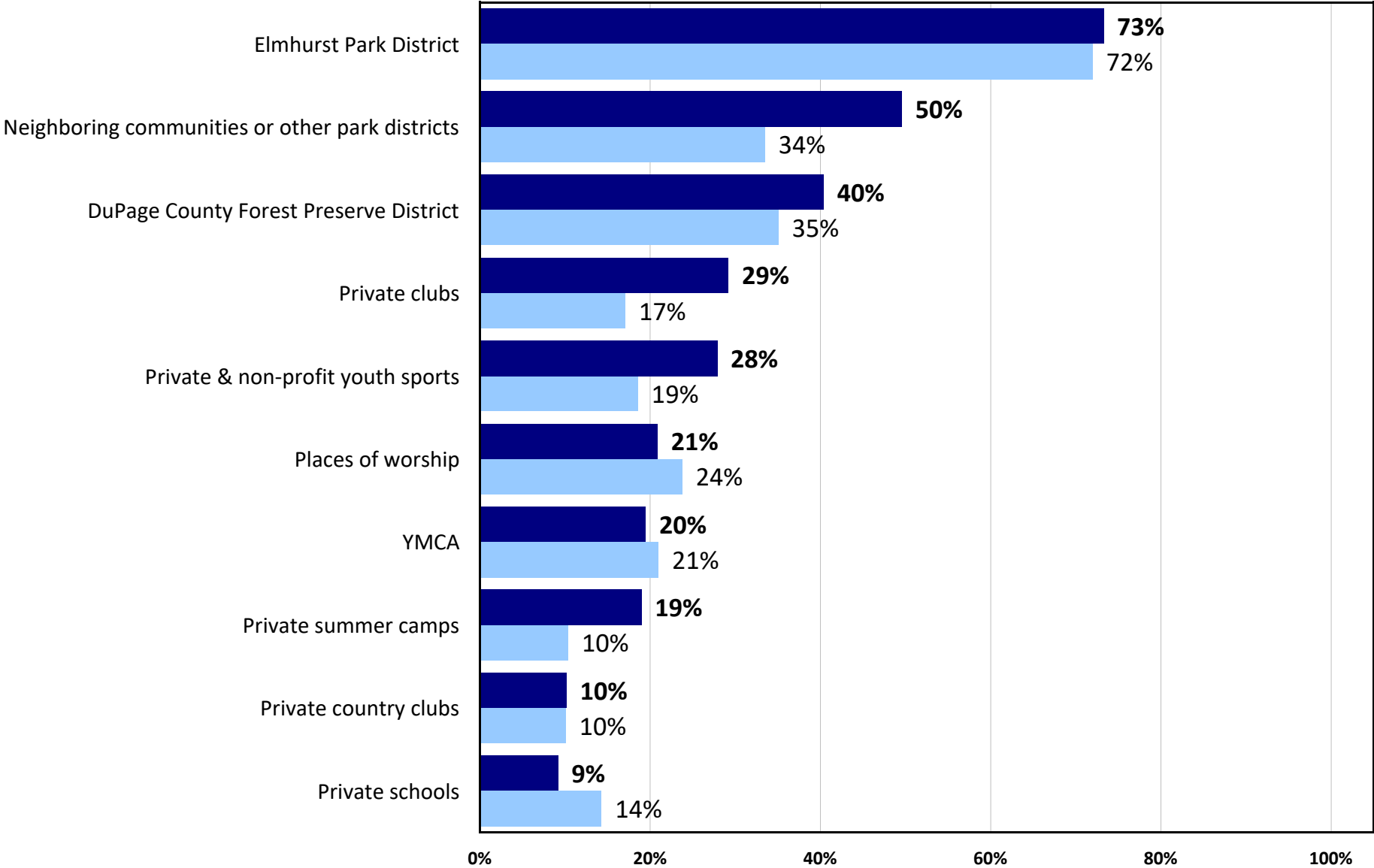


TRENDS

Organizations Used for Recreation and Sports in the Last Year

by percentage of respondents

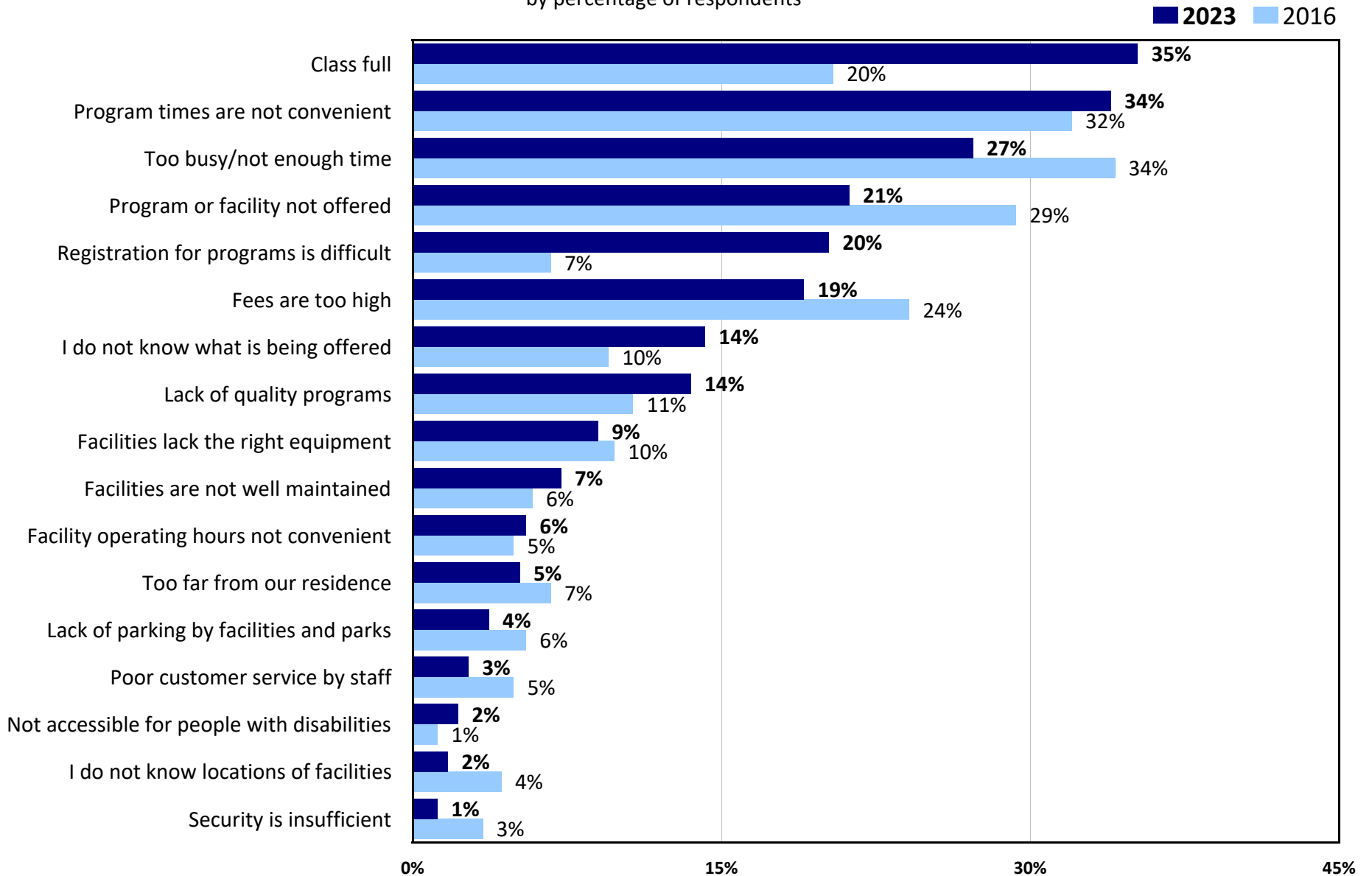
2023 2016



TRENDS

Barriers to Parks, Recreation, and Sports Facilities Use

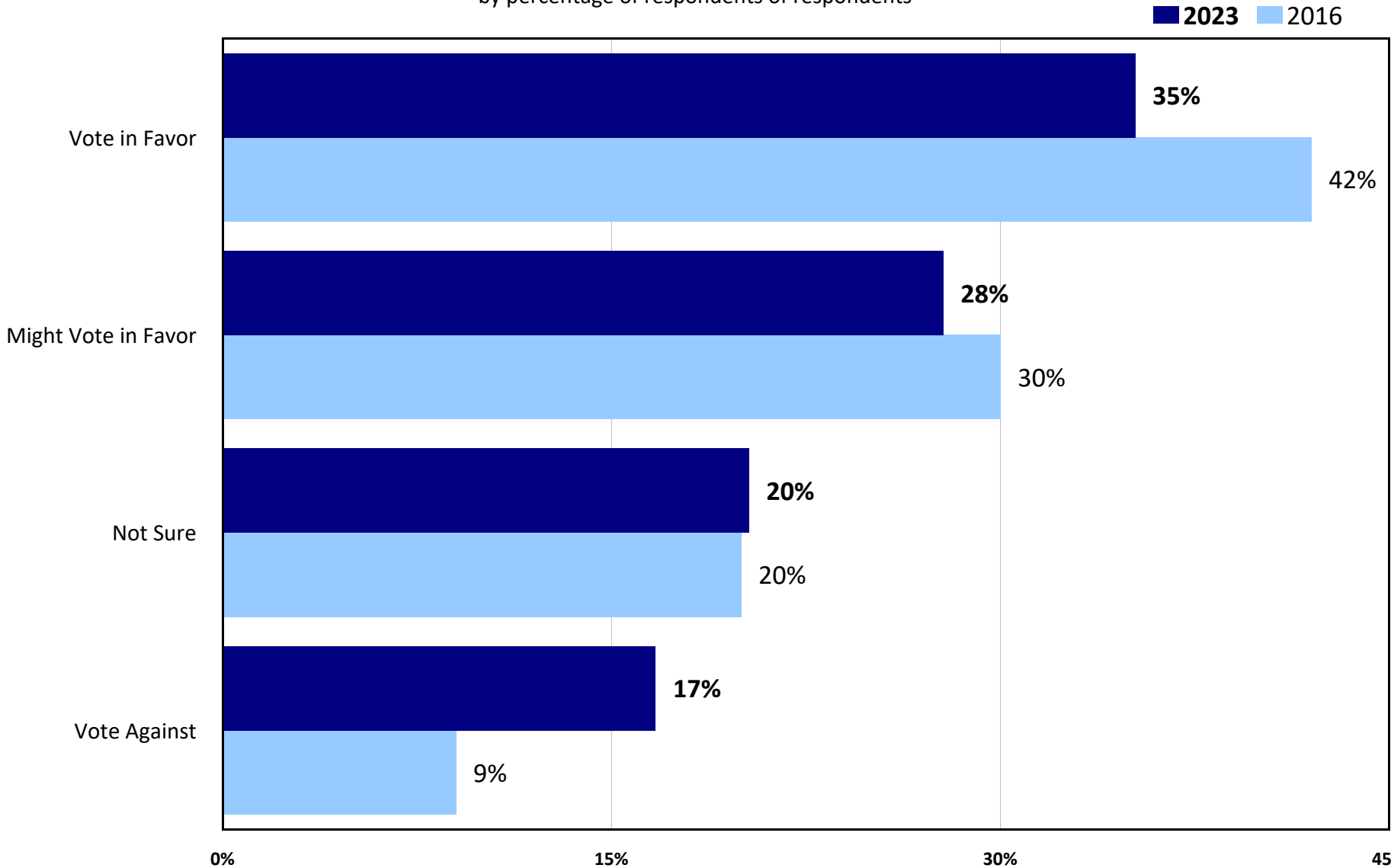
by percentage of respondents



TRENDS

How Respondents Would Vote on Referendum to Fund Elmhurst Park District Improvements, Developments, and Operations Most Important to Them

by percentage of respondents of respondents



6

Tabular Data

Q1. Please keep ALL members of your household in mind while completing this survey. Counting yourself, how many people in your household are...

	Mean	Sum
number	3.17	1267
Under age 5	0.24	96
Ages 5-9	0.38	152
Ages 10-14	0.24	97
Ages 15-19	0.17	68
Ages 20-24	0.17	68
Ages 25-34	0.37	146
Ages 35-44	0.41	165
Ages 45-54	0.35	139
Ages 55-64	0.40	158
Ages 65-74	0.31	123
Ages 75-84	0.13	52
Ages 85+	0.01	3

Q2. Have you or other members of your household participated in any recreation programs offered by the Elmhurst Park District during the past 12 months?

Q2. Has your household participated in any recreation programs offered by Elmhurst Park District during past 12 months

	Number	Percent
Yes	245	61.1 %
No	156	38.9 %
Total	401	100.0 %



Q2a. How many different recreation programs or activities offered by the Elmhurst Park District has your household participated in during the past 12 months?

Q2a. How many different recreation programs or activities has your household participated in during past 12 months

	Number	Percent
1 program/activity	54	22.0 %
2-3 programs/activities	87	35.5 %
4-6 programs/activities	54	22.0 %
7-10 programs/activities	30	12.2 %
11+ programs/activities	15	6.1 %
Not provided	5	2.0 %
Total	245	100.0 %

WITHOUT NOT PROVIDED

Q2a. How many different recreation programs or activities offered by the Elmhurst Park District has your household participated in during the past 12 months? (without "not provided")

Q2a. How many different recreation programs or activities has your household participated in during past 12 months

	Number	Percent
1 program/activity	54	22.5 %
2-3 programs/activities	87	36.3 %
4-6 programs/activities	54	22.5 %
7-10 programs/activities	30	12.5 %
11+ programs/activities	15	6.3 %
Total	240	100.0 %

Q2b. Which THREE of the items below are the primary reasons why your HOUSEHOLD has participated in recreation programs or activities offered by the Elmhurst Park District?

Q2b. Top choice	Number	Percent
Quality of program (instructors/coaches/staff)	52	21.2 %
Location of the program facility	85	34.7 %
Quality of the facility	11	4.5 %
Reasonable fees	34	13.9 %
Times the program is offered	28	11.4 %
Friends participate in the program	12	4.9 %
Dates the program is offered	10	4.1 %
Other	10	4.1 %
None chosen	3	1.2 %
Total	245	100.0 %

Q2b. Which THREE of the items below are the primary reasons why your HOUSEHOLD has participated in recreation programs or activities offered by the Elmhurst Park District?

Q2b. 2nd choice	Number	Percent
Quality of program (instructors/coaches/staff)	27	11.0 %
Location of the program facility	38	15.5 %
Quality of the facility	14	5.7 %
Reasonable fees	45	18.4 %
Times the program is offered	48	19.6 %
Friends participate in the program	29	11.8 %
Dates the program is offered	32	13.1 %
Other	3	1.2 %
None chosen	9	3.7 %
Total	245	100.0 %



Q2b. Which THREE of the items below are the primary reasons why your HOUSEHOLD has participated in recreation programs or activities offered by the Elmhurst Park District?

Q2b. 3rd choice	Number	Percent
Quality of program (instructors/coaches/staff)	22	9.0 %
Location of the program facility	28	11.4 %
Quality of the facility	15	6.1 %
Reasonable fees	35	14.3 %
Times the program is offered	51	20.8 %
Friends participate in the program	30	12.2 %
Dates the program is offered	31	12.7 %
Other	5	2.0 %
None chosen	28	11.4 %
Total	245	100.0 %

SUM OF TOP 3 CHOICES

Q2b. Which THREE of the items below are the primary reasons why your HOUSEHOLD has participated in recreation programs or activities offered by the Elmhurst Park District? (top 3)

Q2b. Top choice	Number	Percent
Quality of program (instructors/coaches/staff)	101	41.2 %
Location of the program facility	151	61.6 %
Quality of the facility	40	16.3 %
Reasonable fees	114	46.5 %
Times the program is offered	127	51.8 %
Friends participate in the program	71	29.0 %
Dates the program is offered	73	29.8 %
Other	18	7.3 %
None chosen	3	1.2 %
Total	698	

Q2c. Overall, how would you rate the quality of recreation programs or activities you or members of your household have participated in during the past 12 months?

Q2c. How would you rate quality of recreation programs or activities your household has participated in during past 12 months

	Number	Percent
Excellent	73	29.8 %
Good	135	55.1 %
Fair	30	12.2 %
Poor	4	1.6 %
Not provided	3	1.2 %
Total	245	100.0 %

WITHOUT NOT PROVIDED

Q2c. Overall, how would you rate the quality of recreation programs or activities you or members of your household have participated in during the past 12 months? (without "not provided")

Q2c. How would you rate quality of recreation programs or activities your household has participated in during past 12 months

	Number	Percent
Excellent	73	30.2 %
Good	135	55.8 %
Fair	30	12.4 %
Poor	4	1.7 %
Total	242	100.0 %



Q3. Please CHECK ALL of the reasons that prevent YOU or other members of your HOUSEHOLD from using parks, recreation and sports facilities, or programs of the Elmhurst Park District more often.

Q3. All the reasons that prevent your household from using parks, recreation & sports facilities, or programs more often

	Number	Percent
Facilities are not well maintained	29	7.2 %
Program or facility not offered	85	21.2 %
Facilities lack the right equipment	36	9.0 %
Security is insufficient	5	1.2 %
Lack of quality programs	54	13.5 %
Too far from our residence	21	5.2 %
Class/program full	141	35.2 %
Program times are not convenient	136	33.9 %
Use services/facilities in other cities/agencies	36	9.0 %
Fees are too high	76	19.0 %
Poor customer service by staff	11	2.7 %
I do not know locations of facilities	7	1.7 %
Athletic fields are not well maintained	34	8.5 %
Parks & park amenities are not well maintained	24	6.0 %
Not accessible for individuals with special needs	9	2.2 %
I do not know what is being offered	57	14.2 %
Facility operating hours not convenient	22	5.5 %
Registration for programs is difficult	81	20.2 %
Lack of parking by facilities & parks	15	3.7 %
Too busy/not enough time	109	27.2 %
Other	31	7.7 %
Total	1019	

Q4. Please rate your level of agreement with the following statement: I feel welcome and included at the Elmhurst Park District.

<u>Q4. I feel welcome & included at Elmhurst Park District</u>	<u>Number</u>	<u>Percent</u>
Strongly agree	145	36.2 %
Agree	154	38.4 %
Neutral	64	16.0 %
Disagree	11	2.7 %
Strongly disagree	8	2.0 %
Don't know	19	4.7 %
Total	401	100.0 %

WITHOUT DON'T KNOW

Q4. Please rate your level of agreement with the following statement: I feel welcome and included at the Elmhurst Park District. (without "don't know")

<u>Q4. I feel welcome & included at Elmhurst Park District</u>	<u>Number</u>	<u>Percent</u>
Strongly agree	145	38.0 %
Agree	154	40.3 %
Neutral	64	16.8 %
Disagree	11	2.9 %
Strongly disagree	8	2.1 %
Total	382	100.0 %



Q5(1-29). Parks and Trails: Please rate the OVERALL CONDITION of each of the parks & trails listed below that you and members of your household have used during the past 12 months on a scale of 4 to 1, where 4 means "Excellent," and 1 means "Poor."

(N=401)

	Excellent	Good	Fair	Poor	Not applicable
Q5-1. Ben Allison Park	5.0%	9.5%	5.7%	3.2%	76.6%
Q5-2. Berens Park	23.2%	34.4%	8.5%	1.5%	32.4%
Q5-3. Butterfield Park	23.7%	25.7%	4.5%	0.7%	45.4%
Q5-4. Centennial Park	24.7%	14.0%	0.7%	0.7%	59.9%
Q5-5. Conrad Fischer Park	3.2%	10.7%	7.0%	4.0%	75.1%
Q5-6. Crescent Park	2.7%	9.7%	4.2%	1.5%	81.8%
Q5-7. Crestview Park	4.2%	13.7%	11.0%	2.5%	68.6%
Q5-8. East End Park	11.5%	25.2%	9.5%	2.5%	51.4%
Q5-9. Eldridge Park	21.7%	22.9%	7.0%	3.0%	45.4%
Q5-10. Elmhurst Great Western Prairie	12.5%	21.9%	4.7%	0.7%	60.1%
Q5-11. Glos Memorial Park	10.7%	15.2%	3.2%	1.5%	69.3%
Q5-12. Golden Meadows Park	3.2%	3.7%	2.5%	1.2%	89.3%
Q5-13. Illinois Prairie Path	23.9%	36.7%	8.2%	1.0%	30.2%
Q5-14. Jaycee Tot Lot	2.5%	3.2%	3.2%	2.2%	88.8%
Q5-15. Kiwanis Park	2.0%	2.7%	1.5%	0.5%	93.3%
Q5-16. Maple Trail Woods	1.5%	4.2%	1.2%	0.0%	93.0%
Q5-17. Marjorie Davis Park	7.2%	13.5%	6.5%	0.5%	72.3%
Q5-18. Pick Park	0.7%	1.5%	1.2%	0.0%	96.5%
Q5-19. Pioneer Park	5.2%	10.7%	8.5%	4.2%	71.3%
Q5-20. Plunkett Park	15.5%	18.5%	6.2%	0.7%	59.1%
Q5-21. Salt Creek Greenway Trail	8.5%	12.2%	5.5%	1.0%	72.8%
Q5-22. Salt Creek Park	7.2%	11.7%	5.0%	1.7%	74.3%
Q5-23. Sleepy Hollow	0.5%	2.5%	1.2%	0.5%	95.3%

Q5(1-29). Parks and Trails: Please rate the OVERALL CONDITION of each of the parks & trails listed below that you and members of your household have used during the past 12 months on a scale of 4 to 1, where 4 means "Excellent," and 1 means "Poor."

	Excellent	Good	Fair	Poor	Not applicable
Q5-24. Van Voorst Park	1.7%	5.5%	5.5%	3.2%	84.0%
Q5-25. Washington Park	12.5%	15.5%	3.0%	0.5%	68.6%
Q5-26. Wild Meadows Park & Trace	5.0%	11.2%	4.7%	0.5%	78.6%
Q5-27. Wilder Park	34.7%	31.7%	7.2%	0.7%	25.7%
Q5-28. York Commons	7.7%	15.0%	7.7%	3.7%	65.8%
Q5-29. Other parks & trails	2.7%	5.2%	1.5%	1.0%	89.5%



WITHOUT NOT APPLICABLE

Q5(1-29). Parks and Trails: Please rate the OVERALL CONDITION of each of the parks & trails listed below that you and members of your household have used during the past 12 months on a scale of 4 to 1, where 4 means "Excellent," and 1 means "Poor." (without "not applicable")

(N=401)

	Excellent	Good	Fair	Poor
Q5-1. Ben Allison Park	21.3%	40.4%	24.5%	13.8%
Q5-2. Berens Park	34.3%	50.9%	12.5%	2.2%
Q5-3. Butterfield Park	43.4%	47.0%	8.2%	1.4%
Q5-4. Centennial Park	61.5%	34.8%	1.9%	1.9%
Q5-5. Conrad Fischer Park	13.0%	43.0%	28.0%	16.0%
Q5-6. Crescent Park	15.1%	53.4%	23.3%	8.2%
Q5-7. Crestview Park	13.5%	43.7%	34.9%	7.9%
Q5-8. East End Park	23.6%	51.8%	19.5%	5.1%
Q5-9. Eldridge Park	39.7%	42.0%	12.8%	5.5%
Q5-10. Elmhurst Great Western Prairie	31.3%	55.0%	11.9%	1.9%
Q5-11. Glos Memorial Park	35.0%	49.6%	10.6%	4.9%
Q5-12. Golden Meadows Park	30.2%	34.9%	23.3%	11.6%
Q5-13. Illinois Prairie Path	34.3%	52.5%	11.8%	1.4%
Q5-14. Jaycee Tot Lot	22.2%	28.9%	28.9%	20.0%
Q5-15. Kiwanis Park	29.6%	40.7%	22.2%	7.4%
Q5-16. Maple Trail Woods	21.4%	60.7%	17.9%	0.0%
Q5-17. Marjorie Davis Park	26.1%	48.6%	23.4%	1.8%
Q5-18. Pick Park	21.4%	42.9%	35.7%	0.0%
Q5-19. Pioneer Park	18.3%	37.4%	29.6%	14.8%
Q5-20. Plunkett Park	37.8%	45.1%	15.2%	1.8%
Q5-21. Salt Creek Greenway Trail	31.2%	45.0%	20.2%	3.7%
Q5-22. Salt Creek Park	28.2%	45.6%	19.4%	6.8%
Q5-23. Sleepy Hollow	10.5%	52.6%	26.3%	10.5%

Q5(1-29). Parks and Trails: Please rate the OVERALL CONDITION of each of the parks & trails listed below that you and members of your household have used during the past 12 months on a scale of 4 to 1, where 4 means "Excellent," and 1 means "Poor." (without "not applicable")

	Excellent	Good	Fair	Poor
Q5-24. Van Voorst Park	10.9%	34.4%	34.4%	20.3%
Q5-25. Washington Park	39.7%	49.2%	9.5%	1.6%
Q5-26. Wild Meadows Park & Trace	23.3%	52.3%	22.1%	2.3%
Q5-27. Wilder Park	46.6%	42.6%	9.7%	1.0%
Q5-28. York Commons	22.6%	43.8%	22.6%	10.9%
Q5-29. Other parks & trails	26.2%	50.0%	14.3%	9.5%



Q5(30-39). Facilities: Please rate the OVERALL CONDITION of each of the facilities listed below that you and members of your household have used during the past 12 months on a scale of 4 to 1, where 4 means "Excellent," and 1 means "Poor."

(N=401)

	Excellent	Good	Fair	Poor	Not applicable
Q5-30. Courts Plus Fitness Center	8.5%	20.0%	9.2%	3.2%	59.1%
Q5-31. East End Pool	13.0%	24.7%	9.5%	2.5%	50.4%
Q5-32. Joanne B. Wagner Community Center	3.7%	17.2%	12.7%	8.5%	57.9%
Q5-33. Mary E. Kies Recreation Center (formerly named Centennial Recreation Center)	7.0%	8.2%	1.5%	0.7%	82.5%
Q5-34. Norman P. Smalley Pool	9.2%	18.5%	8.7%	2.5%	61.1%
Q5-35. Sugar Creek Golf Course & Clubhouse	5.5%	12.7%	5.5%	1.2%	75.1%
Q5-36. The Hub at Berens Park	11.0%	19.5%	9.7%	4.7%	55.1%
Q5-37. Wilder Mansion	21.9%	21.2%	4.5%	0.2%	52.1%
Q5-38. Wilder Park Conservatory	26.7%	23.9%	4.5%	0.2%	44.6%
Q5-39. Other facilities	0.2%	2.0%	0.7%	1.0%	96.0%



WITHOUT NOT PROVIDED

Q5(30-39). Facilities: Please rate the OVERALL CONDITION of each of the facilities listed below that you and members of your household have used during the past 12 months on a scale of 4 to 1, where 4 means "Excellent," and 1 means "Poor." (without "not applicable")

(N=401)

	Excellent	Good	Fair	Poor
Q5-30. Courts Plus Fitness Center	20.7%	48.8%	22.6%	7.9%
Q5-31. East End Pool	26.1%	49.7%	19.1%	5.0%
Q5-32. Joanne B. Wagner Community Center	8.9%	40.8%	30.2%	20.1%
Q5-33. Mary E. Kies Recreation Center (formerly named Centennial Recreation Center)	40.0%	47.1%	8.6%	4.3%
Q5-34. Norman P. Smalley Pool	23.7%	47.4%	22.4%	6.4%
Q5-35. Sugar Creek Golf Course & Clubhouse	22.0%	51.0%	22.0%	5.0%
Q5-36. The Hub at Berens Park	24.4%	43.3%	21.7%	10.6%
Q5-37. Wilder Mansion	45.8%	44.3%	9.4%	0.5%
Q5-38. Wilder Park Conservatory	48.2%	43.2%	8.1%	0.5%
Q5-39. Other facilities	6.3%	50.0%	18.8%	25.0%

Q5-29. Other parks & trails:

Q5-29. Other parks & trails	Rating	Number	Percent
Pickleball courts at Crestview	Not Applicable	1	33.3 %
Great Western Trails	Not Applicable	1	33.3 %
The Skate Park	Not Applicable	1	33.3 %
Total		3	100.0 %

Q5-39. Other facilities:

Q5-39. Other facilities	Rating	Number	Percent
The Skate Park	Poor	1	100.0 %
Total		1	100.0 %



Q6(1-9). Indoor Amenities: Regardless of the provider, please indicate how well your needs are being met by each of the recreation amenities listed below on a scale of 4 to 1, where 4 means your needs are "Fully Met" and 1 means your needs are "Not Met" at all.

(N=401)

	Fully met	Mostly met	Partly met	Not met	No need
Q6-1. Indoor before & after school care rooms	3.7%	3.5%	2.5%	8.0%	82.3%
Q6-2. Indoor fitness center or facility	11.2%	15.2%	14.0%	12.7%	46.9%
Q6-3. Indoor group exercise studios	6.0%	11.0%	13.5%	10.7%	58.9%
Q6-4. Indoor gymnasium/courts (basketball, volleyball, pickleball)	3.0%	7.2%	10.2%	21.9%	57.6%
Q6-5. Indoor gymnastics area	4.0%	8.7%	9.0%	4.7%	73.6%
Q6-6. Indoor multipurpose rooms for programs, classes, meetings, or events	4.5%	13.5%	11.2%	7.0%	63.8%
Q6-7. Indoor preschool/early childhood program rooms	2.2%	2.5%	4.5%	3.5%	87.3%
Q6-8. Indoor running/walking track	7.0%	7.0%	10.5%	23.2%	52.4%
Q6-9. Indoor turf fields (baseball, soccer, lacrosse)	1.2%	1.7%	3.0%	21.7%	72.3%

ONLY HOUSEHOLDS THAT HAVE A NEED

Q6(1-9). Indoor Amenities: Regardless of the provider, please indicate how well your needs are being met by each of the recreation amenities listed below on a scale of 4 to 1, where 4 means your needs are "Fully Met" and 1 means your needs are "Not Met" at all. (without "no need")

(N=401)

	Fully met	Mostly met	Partly met	Not met
Q6-1. Indoor before & after school care rooms	21.1%	19.7%	14.1%	45.1%
Q6-2. Indoor fitness center or facility	21.1%	28.6%	26.3%	23.9%
Q6-3. Indoor group exercise studios	14.5%	26.7%	32.7%	26.1%
Q6-4. Indoor gymnasium/courts (basketball, volleyball, pickleball)	7.1%	17.1%	24.1%	51.8%
Q6-5. Indoor gymnastics area	15.1%	33.0%	34.0%	17.9%
Q6-6. Indoor multipurpose rooms for programs, classes, meetings, or events	12.4%	37.2%	31.0%	19.3%
Q6-7. Indoor preschool/early childhood program rooms	17.6%	19.6%	35.3%	27.5%
Q6-8. Indoor running/walking track	14.7%	14.7%	22.0%	48.7%
Q6-9. Indoor turf fields (baseball, soccer, lacrosse)	4.5%	6.3%	10.8%	78.4%



COMMUNITY NEEDS SURVEY RESULTS

Q6(10-34). Outdoor Amenities: Regardless of the provider, please indicate how well your needs are being met by each of the recreation amenities listed below on a scale of 4 to 1, where 4 means your needs are "Fully Met" and 1 means your needs are "Not Met" at all.

(N=401)

	Fully met	Mostly met	Partly met	Not met	No need
Q6-10. Disc golf course	0.2%	0.7%	2.2%	14.0%	82.8%
Q6-11. Dog parks (off-leash)	0.2%	1.0%	2.2%	31.4%	65.1%
Q6-12. Garden plots	2.7%	6.0%	5.5%	10.5%	75.3%
Q6-13. Golf course	9.0%	8.5%	10.0%	5.5%	67.1%
Q6-14. Green gathering areas (lawn)	25.2%	20.2%	9.0%	2.0%	43.6%
Q6-15. Mini-golf course	3.7%	7.7%	12.5%	18.0%	58.1%
Q6-16. Outdoor athletic facility lighting (courts, diamonds, fields)	9.7%	15.7%	11.5%	7.0%	56.1%
Q6-17. Outdoor bandshell/amphitheater	3.2%	5.7%	8.5%	27.4%	55.1%
Q6-18. Outdoor baseball & softball diamond fields	11.5%	10.7%	6.5%	5.2%	66.1%
Q6-19. Outdoor basketball	6.5%	8.5%	10.5%	6.2%	68.3%
Q6-20. Outdoor fitness equipment	1.7%	3.5%	4.2%	20.2%	70.3%
Q6-21. Outdoor ice rink	1.7%	1.5%	4.7%	27.7%	64.3%
Q6-22. Outdoor pickleball courts	5.0%	6.2%	12.7%	12.0%	64.1%
Q6-23. Outdoor soccer/lacrosse/football fields	7.5%	11.0%	7.7%	7.7%	66.1%
Q6-24. Outdoor swimming pool/water park	21.9%	19.2%	13.0%	6.2%	39.7%
Q6-25. Outdoor synthetic turf fields	6.5%	6.2%	7.5%	8.0%	71.8%
Q6-26. Outdoor tennis courts	14.0%	15.0%	6.2%	2.5%	62.3%
Q6-27. Park restroom buildings (permanent)	7.5%	19.7%	25.7%	14.5%	32.7%
Q6-28. Park shelters & picnic areas	12.2%	20.9%	18.2%	5.7%	42.9%
Q6-29. Passive natural areas (native plants)	20.0%	22.4%	16.0%	5.0%	36.7%
Q6-30. Playgrounds	29.7%	26.2%	7.5%	1.7%	34.9%
Q6-31. Sand volleyball courts	5.2%	4.0%	5.0%	7.2%	78.6%
Q6-32. Skate park	7.7%	5.5%	3.2%	3.0%	80.5%
Q6-33. Spray ground/splash pad	13.2%	13.7%	13.0%	4.7%	55.4%
Q6-34. Walking & biking trails	27.9%	30.4%	14.5%	5.5%	21.7%

ONLY HOUSEHOLDS THAT HAVE A NEED

Q6(10-34). Outdoor Amenities: Regardless of the provider, please indicate how well your needs are being met by each of the recreation amenities listed below on a scale of 4 to 1, where 4 means your needs are "Fully Met" and 1 means your needs are "Not Met" at all. (without "no need")

(N=401)

	Fully met	Mostly met	Partly met	Not met
Q6-10. Disc golf course	1.4%	4.3%	13.0%	81.2%
Q6-11. Dog parks (off-leash)	0.7%	2.9%	6.4%	90.0%
Q6-12. Garden plots	11.1%	24.2%	22.2%	42.4%
Q6-13. Golf course	27.3%	25.8%	30.3%	16.7%
Q6-14. Green gathering areas (lawn)	44.7%	35.8%	15.9%	3.5%
Q6-15. Mini-golf course	8.9%	18.5%	29.8%	42.9%
Q6-16. Outdoor athletic facility lighting (courts, diamonds, fields)	22.2%	35.8%	26.1%	15.9%
Q6-17. Outdoor bandshell/amphitheater	7.2%	12.8%	18.9%	61.1%
Q6-18. Outdoor baseball & softball diamond fields	33.8%	31.6%	19.1%	15.4%
Q6-19. Outdoor basketball	20.5%	26.8%	33.1%	19.7%
Q6-20. Outdoor fitness equipment	5.9%	11.8%	14.3%	68.1%
Q6-21. Outdoor ice rink	4.9%	4.2%	13.3%	77.6%
Q6-22. Outdoor pickleball courts	13.9%	17.4%	35.4%	33.3%
Q6-23. Outdoor soccer/lacrosse/football fields	22.1%	32.4%	22.8%	22.8%
Q6-24. Outdoor swimming pool/water park	36.4%	31.8%	21.5%	10.3%
Q6-25. Outdoor synthetic turf fields	23.0%	22.1%	26.5%	28.3%
Q6-26. Outdoor tennis courts	37.1%	39.7%	16.6%	6.6%
Q6-27. Park restroom buildings (permanent)	11.1%	29.3%	38.1%	21.5%
Q6-28. Park shelters & picnic areas	21.4%	36.7%	31.9%	10.0%
Q6-29. Passive natural areas (native plants)	31.5%	35.4%	25.2%	7.9%
Q6-30. Playgrounds	45.6%	40.2%	11.5%	2.7%
Q6-31. Sand volleyball courts	24.4%	18.6%	23.3%	33.7%
Q6-32. Skate park	39.7%	28.2%	16.7%	15.4%
Q6-33. Spray ground/splash pad	29.6%	30.7%	29.1%	10.6%
Q6-34. Walking & biking trails	35.7%	38.9%	18.5%	7.0%



Q7. Which FOUR INDOOR amenities from the list in Question 6 are MOST IMPORTANT to your household?

Q7. Top choice	Number	Percent
Indoor before & after school care rooms	28	7.0 %
Indoor fitness center or facility	98	24.4 %
Indoor group exercise studios	25	6.2 %
Indoor gymnasium/courts (basketball, volleyball, pickleball)	50	12.5 %
Indoor gymnastics area	16	4.0 %
Indoor multipurpose rooms for programs, classes, meetings, or events	16	4.0 %
Indoor preschool/early childhood program rooms	12	3.0 %
Indoor running/walking track	38	9.5 %
Indoor turf fields (baseball, soccer, lacrosse)	31	7.7 %
None chosen	87	21.7 %
Total	401	100.0 %

Q7. Which FOUR INDOOR amenities from the list in Question 6 are MOST IMPORTANT to your household?

Q7. 2nd choice	Number	Percent
Indoor before & after school care rooms	14	3.5 %
Indoor fitness center or facility	42	10.5 %
Indoor group exercise studios	40	10.0 %
Indoor gymnasium/courts (basketball, volleyball, pickleball)	43	10.7 %
Indoor gymnastics area	19	4.7 %
Indoor multipurpose rooms for programs, classes, meetings, or events	20	5.0 %
Indoor preschool/early childhood program rooms	13	3.2 %
Indoor running/walking track	58	14.5 %
Indoor turf fields (baseball, soccer, lacrosse)	35	8.7 %
None chosen	117	29.2 %
Total	401	100.0 %

Q7. Which FOUR INDOOR amenities from the list in Question 6 are MOST IMPORTANT to your household?

<u>Q7. 3rd choice</u>	<u>Number</u>	<u>Percent</u>
Indoor before & after school care rooms	15	3.7 %
Indoor fitness center or facility	37	9.2 %
Indoor group exercise studios	40	10.0 %
Indoor gymnasium/courts (basketball, volleyball, pickleball)	38	9.5 %
Indoor gymnastics area	5	1.2 %
Indoor multipurpose rooms for programs, classes, meetings, or events	33	8.2 %
Indoor preschool/early childhood program rooms	4	1.0 %
Indoor running/walking track	46	11.5 %
Indoor turf fields (baseball, soccer, lacrosse)	21	5.2 %
None chosen	162	40.4 %
Total	401	100.0 %

Q7. Which FOUR INDOOR amenities from the list in Question 6 are MOST IMPORTANT to your household?

<u>Q7. 4th choice</u>	<u>Number</u>	<u>Percent</u>
Indoor before & after school care rooms	12	3.0 %
Indoor fitness center or facility	22	5.5 %
Indoor group exercise studios	23	5.7 %
Indoor gymnasium/courts (basketball, volleyball, pickleball)	31	7.7 %
Indoor gymnastics area	13	3.2 %
Indoor multipurpose rooms for programs, classes, meetings, or events	34	8.5 %
Indoor preschool/early childhood program rooms	9	2.2 %
Indoor running/walking track	31	7.7 %
Indoor turf fields (baseball, soccer, lacrosse)	25	6.2 %
None chosen	201	50.1 %
Total	401	100.0 %



SUM OF TOP 4 CHOICES

Q7. Which FOUR INDOOR amenities from the list in Question 6 are MOST IMPORTANT to your household? (top 4)

Q7. Top choice	Number	Percent
Indoor before & after school care rooms	69	17.2 %
Indoor fitness center or facility	199	49.6 %
Indoor group exercise studios	128	31.9 %
Indoor gymnasium/courts (basketball, volleyball, pickleball)	162	40.4 %
Indoor gymnastics area	53	13.2 %
Indoor multipurpose rooms for programs, classes, meetings, or events	103	25.7 %
Indoor preschool/early childhood program rooms	38	9.5 %
Indoor running/walking track	173	43.1 %
Indoor turf fields (baseball, soccer, lacrosse)	112	27.9 %
None chosen	87	21.7 %
Total	1124	

Q8. Which FOUR OUTDOOR amenities from the list in Question 6 are MOST IMPORTANT to your household?

Q8. Top choice	Number	Percent
Disc golf course	3	0.7 %
Dog parks (off-leash)	42	10.5 %
Garden plots	2	0.5 %
Golf course	8	2.0 %
Green gathering areas (lawn)	16	4.0 %
Mini-golf course	4	1.0 %
Outdoor athletic facility lighting (courts, diamonds, fields)	8	2.0 %
Outdoor bandshell/amphitheater	20	5.0 %
Outdoor baseball & softball diamond fields	20	5.0 %
Outdoor basketball	6	1.5 %
Outdoor fitness equipment	8	2.0 %
Outdoor ice rink	8	2.0 %
Outdoor pickleball courts	16	4.0 %
Outdoor soccer/lacrosse/football fields	23	5.7 %
Outdoor swimming pool/water park	40	10.0 %
Outdoor synthetic turf fields	5	1.2 %
Outdoor tennis courts	8	2.0 %
Park restroom buildings (permanent)	7	1.7 %
Park shelters & picnic areas	2	0.5 %
Passive natural areas (native plants)	12	3.0 %
Playgrounds	29	7.2 %
Sand volleyball courts	1	0.2 %
Skate park	2	0.5 %
Spray ground/splash pad	2	0.5 %
Walking & biking trails	64	16.0 %
None chosen	45	11.2 %
Total	401	100.0 %



Q8. Which FOUR OUTDOOR amenities from the list in Question 6 are MOST IMPORTANT to your household?

Q8. 2nd choice	Number	Percent
Disc golf course	7	1.7 %
Dog parks (off-leash)	16	4.0 %
Garden plots	8	2.0 %
Golf course	12	3.0 %
Green gathering areas (lawn)	23	5.7 %
Mini-golf course	7	1.7 %
Outdoor athletic facility lighting (courts, diamonds, fields)	13	3.2 %
Outdoor bandshell/amphitheater	25	6.2 %
Outdoor baseball & softball diamond fields	7	1.7 %
Outdoor basketball	4	1.0 %
Outdoor fitness equipment	13	3.2 %
Outdoor ice rink	10	2.5 %
Outdoor pickleball courts	13	3.2 %
Outdoor soccer/lacrosse/football fields	8	2.0 %
Outdoor swimming pool/water park	29	7.2 %
Outdoor synthetic turf fields	9	2.2 %
Outdoor tennis courts	6	1.5 %
Park restroom buildings (permanent)	33	8.2 %
Park shelters & picnic areas	8	2.0 %
Passive natural areas (native plants)	12	3.0 %
Playgrounds	28	7.0 %
Spray ground/splash pad	5	1.2 %
Walking & biking trails	38	9.5 %
None chosen	67	16.7 %
Total	401	100.0 %

Q8. Which FOUR OUTDOOR amenities from the list in Question 6 are MOST IMPORTANT to your household?

Q8. 3rd choice	Number	Percent
Disc golf course	3	0.7 %
Dog parks (off-leash)	21	5.2 %
Garden plots	8	2.0 %
Golf course	10	2.5 %
Green gathering areas (lawn)	10	2.5 %
Mini-golf course	12	3.0 %
Outdoor athletic facility lighting (courts, diamonds, fields)	10	2.5 %
Outdoor bandshell/amphitheater	21	5.2 %
Outdoor baseball & softball diamond fields	4	1.0 %
Outdoor basketball	6	1.5 %
Outdoor fitness equipment	12	3.0 %
Outdoor ice rink	11	2.7 %
Outdoor pickleball courts	11	2.7 %
Outdoor soccer/lacrosse/football fields	8	2.0 %
Outdoor swimming pool/water park	32	8.0 %
Outdoor synthetic turf fields	6	1.5 %
Outdoor tennis courts	8	2.0 %
Park restroom buildings (permanent)	19	4.7 %
Park shelters & picnic areas	14	3.5 %
Passive natural areas (native plants)	12	3.0 %
Playgrounds	23	5.7 %
Sand volleyball courts	2	0.5 %
Spray ground/splash pad	9	2.2 %
Walking & biking trails	34	8.5 %
None chosen	95	23.7 %
Total	401	100.0 %



Q8. Which FOUR OUTDOOR amenities from the list in Question 6 are MOST IMPORTANT to your household?

Q8. 4th choice	Number	Percent
Disc golf course	3	0.7 %
Dog parks (off-leash)	8	2.0 %
Garden plots	5	1.2 %
Golf course	8	2.0 %
Green gathering areas (lawn)	12	3.0 %
Mini-golf course	16	4.0 %
Outdoor athletic facility lighting (courts, diamonds, fields)	9	2.2 %
Outdoor bandshell/amphitheater	22	5.5 %
Outdoor baseball & softball diamond fields	7	1.7 %
Outdoor basketball	9	2.2 %
Outdoor fitness equipment	3	0.7 %
Outdoor ice rink	14	3.5 %
Outdoor pickleball courts	12	3.0 %
Outdoor soccer/lacrosse/football fields	8	2.0 %
Outdoor swimming pool/water park	18	4.5 %
Outdoor synthetic turf fields	4	1.0 %
Outdoor tennis courts	6	1.5 %
Park restroom buildings (permanent)	29	7.2 %
Park shelters & picnic areas	9	2.2 %
Passive natural areas (native plants)	17	4.2 %
Playgrounds	9	2.2 %
Sand volleyball courts	2	0.5 %
Skate park	2	0.5 %
Spray ground/splash pad	10	2.5 %
Walking & biking trails	35	8.7 %
None chosen	124	30.9 %
Total	401	100.0 %

SUM OF TOP 4 CHOICES**Q8. Which FOUR OUTDOOR amenities from the list in Question 6 are MOST IMPORTANT to your household? (top 4)**

Q8. Sum of Top 4 Choices	Number	Percent
Disc golf course	16	4.0 %
Dog parks (off-leash)	87	21.7 %
Garden plots	23	5.7 %
Golf course	38	9.5 %
Green gathering areas (lawn)	61	15.2 %
Mini-golf course	39	9.7 %
Outdoor athletic facility lighting (courts, diamonds, fields)	40	10.0 %
Outdoor bandshell/amphitheater	88	21.9 %
Outdoor baseball & softball diamond fields	38	9.5 %
Outdoor basketball	25	6.2 %
Outdoor fitness equipment	36	9.0 %
Outdoor ice rink	43	10.7 %
Outdoor pickleball courts	52	13.0 %
Outdoor soccer/lacrosse/football fields	47	11.7 %
Outdoor swimming pool/water park	119	29.7 %
Outdoor synthetic turf fields	24	6.0 %
Outdoor tennis courts	28	7.0 %
Park restroom buildings (permanent)	88	21.9 %
Park shelters & picnic areas	33	8.2 %
Passive natural areas (native plants)	53	13.2 %
Playgrounds	89	22.2 %
Sand volleyball courts	5	1.2 %
Skate park	4	1.0 %
Spray ground/splash pad	26	6.5 %
Walking & biking trails	171	42.6 %
None chosen	45	11.2 %
Total	1318	



Q9(1-19). Early Childhood and Youth Programs: Regardless of the provider, please indicate how well your needs are being met by each of the programs listed below on a scale of 4 to 1, where 4 means your needs are "Fully Met," and 1 means your needs are "Not Met" at all.

(N=401)

	Fully met	Mostly met	Partly met	Not met	No need
Q9-1. Before & after school programs	3.5%	4.2%	7.2%	8.7%	76.3%
Q9-2. Birthday parties	1.7%	7.0%	7.5%	9.0%	74.8%
Q9-3. Cooking classes	1.0%	2.0%	6.5%	23.7%	66.8%
Q9-4. Cultural arts-performing (dance, theater)	2.0%	7.7%	11.2%	10.2%	68.8%
Q9-5. Cultural arts-visual (drawing, painting)	2.7%	7.5%	9.0%	9.5%	71.3%
Q9-6. Educational classes (technology, special interest, STEAM)	1.7%	9.7%	14.0%	7.7%	66.8%
Q9-7. Fitness & wellness programs	4.0%	17.7%	15.2%	9.7%	53.4%
Q9-8. Golf instruction programs	1.0%	3.7%	11.0%	9.2%	75.1%
Q9-9. Gymnastics programs	4.5%	9.0%	8.7%	4.5%	73.3%
Q9-10. Learn to swim & diving programs	5.7%	8.0%	11.2%	10.0%	65.1%
Q9-11. Martial arts programs	3.5%	4.5%	2.5%	3.0%	86.5%
Q9-12. Music lesson programs	2.7%	3.7%	5.7%	11.0%	76.8%
Q9-13. Nature programs/environmental education	2.0%	4.7%	9.5%	10.7%	73.1%
Q9-14. Preschool half-day	2.5%	2.7%	2.2%	2.0%	90.5%
Q9-15. Preschool with all day care	1.7%	1.2%	0.7%	9.2%	87.0%
Q9-16. Programs for teens	0.7%	1.2%	8.2%	8.0%	81.8%
Q9-17. Sports programs & leagues	5.2%	11.2%	12.5%	8.2%	62.8%
Q9-18. Summer camp programs	4.0%	10.0%	9.0%	8.0%	69.1%
Q9-19. Tennis lessons & leagues	3.7%	6.5%	7.2%	5.0%	77.6%

ONLY HOUSEHOLDS THAT HAVE A NEED

Q9(1-19). Early Childhood and Youth Programs: Regardless of the provider, please indicate how well your needs are being met by each of the programs listed below on a scale of 4 to 1, where 4 means your needs are "Fully Met," and 1 means your needs are "Not Met" at all. (without "no need")

(N=401)

	Fully met	Mostly met	Partly met	Not met
Q9-1. Before & after school programs	14.7%	17.9%	30.5%	36.8%
Q9-2. Birthday parties	6.9%	27.7%	29.7%	35.6%
Q9-3. Cooking classes	3.0%	6.0%	19.5%	71.4%
Q9-4. Cultural arts-performing (dance, theater)	6.4%	24.8%	36.0%	32.8%
Q9-5. Cultural arts-visual (drawing, painting)	9.6%	26.1%	31.3%	33.0%
Q9-6. Educational classes (technology, special interest, STEAM)	5.3%	29.3%	42.1%	23.3%
Q9-7. Fitness & wellness programs	8.6%	38.0%	32.6%	20.9%
Q9-8. Golf instruction programs	4.0%	15.0%	44.0%	37.0%
Q9-9. Gymnastics programs	16.8%	33.6%	32.7%	16.8%
Q9-10. Learn to swim & diving programs	16.4%	22.9%	32.1%	28.6%
Q9-11. Martial arts programs	25.9%	33.3%	18.5%	22.2%
Q9-12. Music lesson programs	11.8%	16.1%	24.7%	47.3%
Q9-13. Nature programs/environmental education	7.4%	17.6%	35.2%	39.8%
Q9-14. Preschool half-day	26.3%	28.9%	23.7%	21.1%
Q9-15. Preschool with all day care	13.5%	9.6%	5.8%	71.2%
Q9-16. Programs for teens	4.1%	6.8%	45.2%	43.8%
Q9-17. Sports programs & leagues	14.1%	30.2%	33.6%	22.1%
Q9-18. Summer camp programs	12.9%	32.3%	29.0%	25.8%
Q9-19. Tennis lessons & leagues	16.7%	28.9%	32.2%	22.2%

Q9(20-32). Adult Programs: Regardless of the provider, please indicate how well your needs are being met by each of the programs listed below on a scale of 4 to 1, where 4 means your needs are "Fully Met," and 1 means your needs are "Not Met" at all.

(N=401)

	Fully met	Mostly met	Partly met	Not met	No need
Q9-20. Adult cultural arts-visual (drawing, painting)	3.5%	5.5%	8.2%	8.2%	74.6%
Q9-21. Adult cultural arts-performing (dance, theater)	2.2%	6.2%	7.0%	10.2%	74.3%
Q9-22. Adult cooking classes	1.5%	1.7%	10.5%	21.2%	65.1%
Q9-23. Adult education programs (finance, language, technology)	2.7%	4.7%	11.5%	11.0%	70.1%
Q9-24. Adult fitness & wellness programs	6.7%	11.0%	16.7%	14.7%	50.9%
Q9-25. Adult golf instruction programs & leagues	0.7%	4.2%	9.5%	10.0%	75.6%
Q9-26. Adult martial arts programs	1.0%	1.2%	3.2%	3.0%	91.5%
Q9-27. Adult pickleball lessons & leagues	1.2%	4.2%	11.7%	12.7%	70.1%
Q9-28. Adult programs for 62 years & older	2.5%	3.2%	7.7%	9.0%	77.6%
Q9-29. Adult sports programs & leagues	0.5%	5.7%	10.5%	8.7%	74.6%
Q9-30. Adult tennis lessons & leagues	3.0%	6.2%	6.0%	5.5%	79.3%
Q9-31. Adult water fitness programs	3.0%	4.5%	7.5%	11.7%	73.3%
Q9-32. Special events for adults only	2.5%	4.7%	12.5%	10.0%	70.3%

ONLY HOUSEHOLDS THAT HAVE A NEED

Q9(20-32). Adult Programs: Regardless of the provider, please indicate how well your needs are being met by each of the programs listed below on a scale of 4 to 1, where 4 means your needs are "Fully Met," and 1 means your needs are "Not Met" at all. (without "no need")

(N=401)

	Fully met	Mostly met	Partly met	Not met
Q9-20. Adult cultural arts-visual (drawing, painting)	13.7%	21.6%	32.4%	32.4%
Q9-21. Adult cultural arts-performing (dance, theater)	8.7%	24.3%	27.2%	39.8%
Q9-22. Adult cooking classes	4.3%	5.0%	30.0%	60.7%
Q9-23. Adult education programs (finance, language, technology)	9.2%	15.8%	38.3%	36.7%
Q9-24. Adult fitness & wellness programs	13.7%	22.3%	34.0%	29.9%
Q9-25. Adult golf instruction programs & leagues	3.1%	17.3%	38.8%	40.8%
Q9-26. Adult martial arts programs	11.8%	14.7%	38.2%	35.3%
Q9-27. Adult pickleball lessons & leagues	4.2%	14.2%	39.2%	42.5%
Q9-28. Adult programs for 62 years & older	11.1%	14.4%	34.4%	40.0%
Q9-29. Adult sports programs & leagues	2.0%	22.5%	41.2%	34.3%
Q9-30. Adult tennis lessons & leagues	14.5%	30.1%	28.9%	26.5%
Q9-31. Adult water fitness programs	11.2%	16.8%	28.0%	43.9%
Q9-32. Special events for adults only	8.4%	16.0%	42.0%	33.6%



Q9(33-36). All Ages Programs: Regardless of the provider, please indicate how well your needs are being met by each of the programs listed below on a scale of 4 to 1, where 4 means your needs are "Fully Met," and 1 means your needs are "Not Met" at all.

(N=401)

	Fully met	Mostly met	Partly met	Not met	No need
Q9-33. Community events (outdoor music, movies, holiday events)	14.2%	26.9%	22.9%	5.7%	30.2%
Q9-34. eSports (video games/virtual gaming)	0.5%	0.5%	2.2%	5.7%	91.0%
Q9-35. Outdoor adventure programs	1.5%	5.5%	12.5%	12.7%	67.8%
Q9-36. Programs for individuals with special needs	1.2%	2.5%	4.0%	3.0%	89.3%

ONLY HOUSEHOLDS THAT HAVE A NEED

Q9(33-36). All Ages Programs: Regardless of the provider, please indicate how well your needs are being met by each of the programs listed below on a scale of 4 to 1, where 4 means your needs are "Fully Met," and 1 means your needs are "Not Met" at all. (without "no need")

(N=401)

	Fully met	Mostly met	Partly met	Not met
Q9-33. Community events (outdoor music, movies, holiday events)	20.4%	38.6%	32.9%	8.2%
Q9-34. eSports (video games/virtual gaming)	5.6%	5.6%	25.0%	63.9%
Q9-35. Outdoor adventure programs	4.7%	17.1%	38.8%	39.5%
Q9-36. Programs for individuals with special needs	11.6%	23.3%	37.2%	27.9%

Q10. Which FOUR PROGRAMS from the list in Question 9 are MOST IMPORTANT to your household?

Q10. Top choice	Number	Percent
Before & after school programs	30	7.5 %
Birthday parties	3	0.7 %
Cooking classes	3	0.7 %
Cultural arts-performing (dance, theater)	7	1.7 %
Cultural arts-visual (drawing, painting)	3	0.7 %
Educational classes (technology, special interest, STEAM)	7	1.7 %
Fitness & wellness programs	30	7.5 %
Golf instruction programs	4	1.0 %
Gymnastics programs	10	2.5 %
Learn to swim & diving programs	10	2.5 %
Martial arts programs	3	0.7 %
Music lesson programs	5	1.2 %
Nature programs/environmental education	4	1.0 %
Preschool half-day	7	1.7 %
Preschool with all day care	9	2.2 %
Programs for teens	6	1.5 %
Sports programs & leagues	24	6.0 %
Summer camp programs	10	2.5 %
Tennis lessons & leagues	5	1.2 %
Adult cultural arts-visual (drawing, painting)	2	0.5 %
Adult cultural arts-performing (dance, theater)	4	1.0 %
Adult cooking classes	11	2.7 %
Adult education programs (finance, language, technology)	7	1.7 %
Adult fitness & wellness programs	29	7.2 %
Adult golf instruction programs & leagues	4	1.0 %
Adult pickleball lessons & leagues	12	3.0 %
Adult programs for 62 years & older	8	2.0 %
Adult sports programs & leagues	6	1.5 %
Adult tennis lessons & leagues	1	0.2 %
Adult water fitness programs	8	2.0 %
Special events for adults only	7	1.7 %
Community events (outdoor music, movies, holiday events)	27	6.7 %
Outdoor adventure programs	1	0.2 %
Programs for individuals with special needs	3	0.7 %
None chosen	91	22.7 %
Total	401	100.0 %



Q10. Which FOUR PROGRAMS from the list in Question 9 are MOST IMPORTANT to your household?

Q10. 2nd choice	Number	Percent
Before & after school programs	7	1.7 %
Birthday parties	4	1.0 %
Cooking classes	15	3.7 %
Cultural arts-performing (dance, theater)	13	3.2 %
Cultural arts-visual (drawing, painting)	5	1.2 %
Educational classes (technology, special interest, STEAM)	6	1.5 %
Fitness & wellness programs	14	3.5 %
Golf instruction programs	7	1.7 %
Gymnastics programs	10	2.5 %
Learn to swim & diving programs	11	2.7 %
Music lesson programs	5	1.2 %
Nature programs/environmental education	2	0.5 %
Preschool half-day	3	0.7 %
Preschool with all day care	7	1.7 %
Programs for teens	5	1.2 %
Sports programs & leagues	8	2.0 %
Summer camp programs	23	5.7 %
Tennis lessons & leagues	5	1.2 %
Adult cultural arts-visual (drawing, painting)	4	1.0 %
Adult cultural arts-performing (dance, theater)	8	2.0 %
Adult cooking classes	6	1.5 %
Adult education programs (finance, language, technology)	8	2.0 %
Adult fitness & wellness programs	18	4.5 %
Adult golf instruction programs & leagues	6	1.5 %
Adult martial arts programs	3	0.7 %
Adult pickleball lessons & leagues	12	3.0 %
Adult programs for 62 years & older	12	3.0 %
Adult sports programs & leagues	4	1.0 %
Adult tennis lessons & leagues	3	0.7 %
Adult water fitness programs	5	1.2 %
Special events for adults only	8	2.0 %
Community events (outdoor music, movies, holiday events)	30	7.5 %
eSports (video games/virtual gaming)	1	0.2 %
Outdoor adventure programs	4	1.0 %
Programs for individuals with special needs	2	0.5 %
None chosen	117	29.2 %
Total	401	100.0 %

Q10. Which FOUR PROGRAMS from the list in Question 9 are MOST IMPORTANT to your household?

Q10. 3rd choice	Number	Percent
Before & after school programs	11	2.7 %
Birthday parties	4	1.0 %
Cooking classes	7	1.7 %
Cultural arts-performing (dance, theater)	5	1.2 %
Cultural arts-visual (drawing, painting)	8	2.0 %
Educational classes (technology, special interest, STEAM)	7	1.7 %
Fitness & wellness programs	13	3.2 %
Golf instruction programs	7	1.7 %
Gymnastics programs	6	1.5 %
Learn to swim & diving programs	16	4.0 %
Martial arts programs	2	0.5 %
Music lesson programs	4	1.0 %
Nature programs/environmental education	6	1.5 %
Preschool half-day	1	0.2 %
Preschool with all day care	7	1.7 %
Programs for teens	4	1.0 %
Sports programs & leagues	13	3.2 %
Summer camp programs	13	3.2 %
Tennis lessons & leagues	4	1.0 %
Adult cultural arts-visual (drawing, painting)	2	0.5 %
Adult cultural arts-performing (dance, theater)	2	0.5 %
Adult cooking classes	7	1.7 %
Adult education programs (finance, language, technology)	6	1.5 %
Adult fitness & wellness programs	12	3.0 %
Adult golf instruction programs & leagues	3	0.7 %
Adult martial arts programs	1	0.2 %
Adult pickleball lessons & leagues	7	1.7 %
Adult programs for 62 years & older	7	1.7 %
Adult sports programs & leagues	6	1.5 %
Adult tennis lessons & leagues	5	1.2 %
Adult water fitness programs	16	4.0 %
Special events for adults only	12	3.0 %
Community events (outdoor music, movies, holiday events)	21	5.2 %
Outdoor adventure programs	12	3.0 %
None chosen	144	35.9 %
Total	401	100.0 %



Q10. Which FOUR PROGRAMS from the list in Question 9 are MOST IMPORTANT to your household?

Q10. 4th choice	Number	Percent
Before & after school programs	5	1.2 %
Birthday parties	5	1.2 %
Cooking classes	13	3.2 %
Cultural arts-performing (dance, theater)	3	0.7 %
Cultural arts-visual (drawing, painting)	3	0.7 %
Educational classes (technology, special interest, STEAM)	9	2.2 %
Fitness & wellness programs	8	2.0 %
Golf instruction programs	5	1.2 %
Gymnastics programs	4	1.0 %
Learn to swim & diving programs	9	2.2 %
Martial arts programs	4	1.0 %
Music lesson programs	7	1.7 %
Nature programs/environmental education	7	1.7 %
Preschool half-day	1	0.2 %
Preschool with all day care	4	1.0 %
Programs for teens	7	1.7 %
Sports programs & leagues	13	3.2 %
Summer camp programs	13	3.2 %
Tennis lessons & leagues	4	1.0 %
Adult cultural arts-visual (drawing, painting)	4	1.0 %
Adult cultural arts-performing (dance, theater)	5	1.2 %
Adult cooking classes	8	2.0 %
Adult education programs (finance, language, technology)	9	2.2 %
Adult fitness & wellness programs	10	2.5 %
Adult golf instruction programs & leagues	4	1.0 %
Adult pickleball lessons & leagues	7	1.7 %
Adult programs for 62 years & older	10	2.5 %
Adult sports programs & leagues	5	1.2 %
Adult tennis lessons & leagues	3	0.7 %
Adult water fitness programs	8	2.0 %
Special events for adults only	6	1.5 %
Community events (outdoor music, movies, holiday events)	18	4.5 %
eSports (video games/virtual gaming)	2	0.5 %
Outdoor adventure programs	8	2.0 %
Programs for individuals with special needs	4	1.0 %
None chosen	166	41.4 %
Total	401	100.0 %

SUM OF TOP 4 CHOICES**Q10. Which FOUR PROGRAMS from the list in Question 9 are MOST IMPORTANT to your household? (top 4)**

Q10. Sum of Top 4 Choices	Number	Percent
Before & after school programs	53	13.2 %
Birthday parties	16	4.0 %
Cooking classes	38	9.5 %
Cultural arts-performing (dance, theater)	28	7.0 %
Cultural arts-visual (drawing, painting)	19	4.7 %
Educational classes (technology, special interest, STEAM)	29	7.2 %
Fitness & wellness programs	65	16.2 %
Golf instruction programs	23	5.7 %
Gymnastics programs	30	7.5 %
Learn to swim & diving programs	46	11.5 %
Martial arts programs	9	2.2 %
Music lesson programs	21	5.2 %
Nature programs/environmental education	19	4.7 %
Preschool half-day	12	3.0 %
Preschool with all day care	27	6.7 %
Programs for teens	22	5.5 %
Sports programs & leagues	58	14.5 %
Summer camp programs	59	14.7 %
Tennis lessons & leagues	18	4.5 %
Adult cultural arts-visual (drawing, painting)	12	3.0 %
Adult cultural arts-performing (dance, theater)	19	4.7 %
Adult cooking classes	32	8.0 %
Adult education programs (finance, language, technology)	30	7.5 %
Adult fitness & wellness programs	69	17.2 %
Adult golf instruction programs & leagues	17	4.2 %
Adult martial arts programs	4	1.0 %
Adult pickleball lessons & leagues	38	9.5 %
Adult programs for 62 years & older	37	9.2 %
Adult sports programs & leagues	21	5.2 %
Adult tennis lessons & leagues	12	3.0 %
Adult water fitness programs	37	9.2 %
Special events for adults only	33	8.2 %
Community events (outdoor music, movies, holiday events)	96	23.9 %
eSports (video games/virtual gaming)	3	0.7 %
Outdoor adventure programs	25	6.2 %
Programs for individuals with special needs	9	2.2 %
None chosen	91	22.7 %
Total	1177	



Q11. Information Sources: Please rate how effective you believe each of the following INFORMATION SOURCES listed below is on a scale of 5 to 1, where 5 means the source is "Very Effective," and 1 means the source is "Very Ineffective."

(N=401)

	Very effective	Effective	Neutral	Ineffective	Very ineffective	Not applicable
Q11-1. Park District email newsletters	13.5%	32.4%	24.9%	4.7%	2.0%	22.4%
Q11-2. Park District social media (Facebook, Instagram, Twitter)	8.2%	20.4%	21.7%	6.2%	3.2%	40.1%
Q11-3. Park District flyers/posters	8.7%	24.4%	27.4%	7.2%	4.5%	27.7%
Q11-4. Park District program brochure	27.9%	36.4%	16.0%	3.0%	2.2%	14.5%
Q11-5. Park District website	13.5%	37.9%	20.7%	6.0%	3.5%	18.5%
Q11-6. Park District yard signs	5.0%	17.7%	23.2%	11.2%	8.5%	34.4%
Q11-7. Conversations with Park District staff	6.2%	16.7%	18.7%	4.5%	4.5%	49.4%
Q11-8. Friends & neighbors	14.5%	32.2%	21.4%	4.2%	2.0%	25.7%
Q11-9. Newspaper/magazine articles/advertisements	6.0%	21.4%	22.7%	9.2%	5.7%	34.9%
Q11-10. Other	1.2%	0.0%	0.2%	0.0%	0.0%	98.5%

WITHOUT NOT APPLICABLE

Q11. Information Sources: Please rate how effective you believe each of the following INFORMATION SOURCES listed below is on a scale of 5 to 1, where 5 means the source is "Very Effective," and 1 means the source is "Very Ineffective." (without "not applicable")

(N=401)

	Very effective	Effective	Neutral	Ineffective	Very ineffective
Q11-1. Park District email newsletters	17.4%	41.8%	32.2%	6.1%	2.6%
Q11-2. Park District social media (Facebook, Instagram, Twitter)	13.8%	34.2%	36.3%	10.4%	5.4%
Q11-3. Park District flyers/posters	12.1%	33.8%	37.9%	10.0%	6.2%
Q11-4. Park District program brochure	32.7%	42.6%	18.7%	3.5%	2.6%
Q11-5. Park District website	16.5%	46.5%	25.4%	7.3%	4.3%
Q11-6. Park District yard signs	7.6%	27.0%	35.4%	17.1%	12.9%
Q11-7. Conversations with Park District staff	12.3%	33.0%	36.9%	8.9%	8.9%
Q11-8. Friends & neighbors	19.5%	43.3%	28.9%	5.7%	2.7%
Q11-9. Newspaper/magazine articles/advertisements	9.2%	33.0%	34.9%	14.2%	8.8%
Q11-10. Other	83.3%	0.0%	16.7%	0.0%	0.0%

Q11-10. Other:

Q11-10. Other	Rating	Number	Percent
ONLINE BROCHURE	Very Effective	1	16.7 %
Calendar subscription	Very Effective	1	16.7 %
Teachers	Very Effective	1	16.7 %
Recreation Review email	Very Effective	1	16.7 %
Elmhurst Front Porch	Neutral	1	16.7 %
Active Elmhurst Facebook group	Very Effective	1	16.7 %
Total		6	100.0 %



Q12. Which THREE INFORMATION SOURCES from the list in Question 11 do you MOST PREFER to use to get information about the Elmhurst Park District?

<u>Q12. Top choice</u>	<u>Number</u>	<u>Percent</u>
Park District email newsletters	90	22.4 %
Park District social media (Facebook, Instagram, Twitter)	48	12.0 %
Park District flyers/posters	12	3.0 %
Park District program brochure	136	33.9 %
Park District website	34	8.5 %
Park District yard signs	1	0.2 %
Conversations with Park District staff	3	0.7 %
Friends & neighbors	14	3.5 %
Newspaper/magazine articles/advertisements	9	2.2 %
Other	4	1.0 %
None chosen	50	12.5 %
Total	401	100.0 %

Q12. Which THREE INFORMATION SOURCES from the list in Question 11 do you MOST PREFER to use to get information about the Elmhurst Park District?

<u>Q12. 2nd choice</u>	<u>Number</u>	<u>Percent</u>
Park District email newsletters	55	13.7 %
Park District social media (Facebook, Instagram, Twitter)	33	8.2 %
Park District flyers/posters	29	7.2 %
Park District program brochure	74	18.5 %
Park District website	76	19.0 %
Park District yard signs	9	2.2 %
Conversations with Park District staff	7	1.7 %
Friends & neighbors	23	5.7 %
Newspaper/magazine articles/advertisements	18	4.5 %
Other	2	0.5 %
None chosen	75	18.7 %
Total	401	100.0 %

Q12. Which THREE INFORMATION SOURCES from the list in Question 11 do you MOST PREFER to use to get information about the Elmhurst Park District?

Q12. 3rd choice	Number	Percent
Park District email newsletters	45	11.2 %
Park District social media (Facebook, Instagram, Twitter)	37	9.2 %
Park District flyers/posters	19	4.7 %
Park District program brochure	43	10.7 %
Park District website	57	14.2 %
Park District yard signs	12	3.0 %
Conversations with Park District staff	16	4.0 %
Friends & neighbors	37	9.2 %
Newspaper/magazine articles/advertisements	20	5.0 %
Other	3	0.7 %
None chosen	112	27.9 %
Total	401	100.0 %

SUM OF TOP 3 CHOICES

Q12. Which THREE INFORMATION SOURCES from the list in Question 11 do you MOST PREFER to use to get information about the Elmhurst Park District? (top 3)

Q12. Sum of Top 3 Choices	Number	Percent
Park District email newsletters	190	47.4 %
Park District social media (Facebook, Instagram, Twitter)	118	29.4 %
Park District flyers/posters	60	15.0 %
Park District program brochure	253	63.1 %
Park District website	167	41.6 %
Park District yard signs	22	5.5 %
Conversations with Park District staff	26	6.5 %
Friends & neighbors	74	18.5 %
Newspaper/magazine articles/advertisements	47	11.7 %
Other	9	2.2 %
None chosen	50	12.5 %
Total	1016	



Q13. Please check ALL the organizations you or other members of your household used for indoor and outdoor recreation and sports activities during the past 12 months.

Q13. All the organizations your household used for indoor & outdoor recreation & sports activities during past 12 months

	Number	Percent
Colleges/universities	117	29.2 %
DuPage County Forest Preserve District	162	40.4 %
Elmhurst Park District	294	73.3 %
Neighboring communities or other park districts	199	49.6 %
Place of worship (church, mosque, synagogue)	84	20.9 %
Private & non-profit youth sports	112	27.9 %
Private clubs (tennis, health, fitness)	117	29.2 %
Private country clubs	41	10.2 %
Private schools	37	9.2 %
Private summer camps	76	19.0 %
YMCA	78	19.5 %
Other	27	6.7 %
None, do not use any organizations	23	5.7 %
Total	1367	

Q14. For more than ten years, the Elmhurst Park District has received less than six cents (6¢) of every dollar of your total property tax bill. Thinking about the services, facilities, and programs the District provides to residents, and the amount of property taxes that go to the District, how would you rate the overall value of the property taxes you pay that go to the District?

Q14. How would you rate overall value of the property taxes you pay that go to the District	Number	Percent
Excellent	112	27.9 %
Good	127	31.7 %
Fair	85	21.2 %
Poor	40	10.0 %
Don't know	37	9.2 %
Total	401	100.0 %

WITHOUT DON'T KNOW

Q14. For more than ten years, the Elmhurst Park District has received less than six cents (6¢) of every dollar of your total property tax bill. Thinking about the services, facilities, and programs the District provides to residents, and the amount of property taxes that go to the District, how would you rate the overall value of the property taxes you pay that go to the District? (without "don't know")

Q14. How would you rate overall value of the property taxes you pay that go to the District	Number	Percent
Excellent	112	30.8 %
Good	127	34.9 %
Fair	85	23.4 %
Poor	40	11.0 %
Total	364	100.0 %



Q15. The community was last surveyed in 2016 during the Elmhurst Park District's Vision 2020 planning process. Since that time, several projects were completed within existing financial capabilities (e.g., Centennial Park, Mary E. Kies Recreation Center, and expansion of Glos Park). However, some needs remain, such as upgrading and increasing indoor program space to meet growing demand and improved maintenance of parks and athletic fields. The Park District cannot complete these priorities with the property taxes currently paid by the community. Considering that the average household currently pays approximately \$425 a year to support the Elmhurst Park District, how much more would you be willing to pay via property taxes through a referendum to address these items along with other high priority items you identified in this survey?

Q15. How much more would you be willing to pay via property taxes through a referendum	Number	Percent
Less than 50	195	48.6 %
50-99	25	6.2 %
100-149	42	10.5 %
150-199	7	1.7 %
200+	45	11.2 %
Not provided	87	21.7 %
Total	401	100.0 %

WITHOUT NOT PROVIDED

Q15. The community was last surveyed in 2016 during the Elmhurst Park District's Vision 2020 planning process. Since that time, several projects were completed within existing financial capabilities (e.g., Centennial Park, Mary E. Kies Recreation Center, and expansion of Glos Park). However, some needs remain, such as upgrading and increasing indoor program space to meet growing demand and improved maintenance of parks and athletic fields. The Park District cannot complete these priorities with the property taxes currently paid by the community. Considering that the average household currently pays approximately \$425 a year to support the Elmhurst Park District, how much more would you be willing to pay via property taxes through a referendum to address these items along with other high priority items you identified in this survey? (without "not provided")

Q15. How much more would you be willing to pay via property taxes through a referendum	Number	Percent
Less than 50	195	62.1 %
50-99	25	8.0 %
100-149	42	13.4 %
150-199	7	2.2 %
200+	45	14.3 %
Total	314	100.0 %

Q16. If a voter referendum was held to fund the needs mentioned in Question 15, how would you vote in the election?

<u>Q16. How would you vote in the election</u>	<u>Number</u>	<u>Percent</u>
Vote in favor	137	34.2 %
Might vote in favor	108	26.9 %
Not sure	79	19.7 %
Vote against	65	16.2 %
Not provided	12	3.0 %
Total	401	100.0 %

WITHOUT NOT PROVIDED

Q16. If a voter referendum was held to fund the needs mentioned in Question 15, how would you vote in the election? (without "not provided")

<u>Q16. How would you vote in the election</u>	<u>Number</u>	<u>Percent</u>
Vote in favor	137	35.2 %
Might vote in favor	108	27.8 %
Not sure	79	20.3 %
Vote against	65	16.7 %
Total	389	100.0 %

Q17. What is your age?

<u>Q17. Your age</u>	<u>Number</u>	<u>Percent</u>
18-34	81	20.2 %
35-44	80	20.0 %
45-54	75	18.7 %
55-64	80	20.0 %
65+	85	21.2 %
Total	401	100.0 %



Q18. What is your gender identity?

Q18. Your gender identity	Number	Percent
Man	193	48.1 %
Woman	200	49.9 %
Non-Binary	3	0.7 %
Prefer to self-describe	1	0.2 %
Prefer not to answer	4	1.0 %
Total	401	100.0 %

WITHOUT NOT PROVIDED

Q18. What is your gender identity? (without "prefer not to answer")

Q18. Your gender identity	Number	Percent
Man	193	48.6 %
Woman	200	50.4 %
Non-Binary	3	0.8 %
Prefer to self-describe	1	0.3 %
Total	397	100.0 %

Q18-4. Self-describe your gender identity:

Q18-4. Self-describe your gender identity	Number	Percent
Fluid	1	100.0 %
Total	1	100.0 %

Q19. How many years have you lived in the Elmhurst Park District?

Q19. How many years have you lived in Elmhurst Park

District	Number	Percent
0-5	61	15.2 %
6-10	72	18.0 %
11-15	31	7.7 %
16-20	16	4.0 %
21-30	70	17.5 %
31+	138	34.4 %
Not provided	13	3.2 %
Total	401	100.0 %

WITHOUT NOT PROVIDED**Q19. How many years have you lived in the Elmhurst Park District? (without "not provided")**

Q19. How many years have you lived in Elmhurst Park

District	Number	Percent
0-5	61	15.7 %
6-10	72	18.6 %
11-15	31	8.0 %
16-20	16	4.1 %
21-30	70	18.0 %
31+	138	35.6 %
Total	388	100.0 %



Q20. Which of the following best describes your race or ethnicity?

<u>Q20. Your race or ethnicity</u>	<u>Number</u>	<u>Percent</u>
Asian or Asian Indian	26	6.5 %
Black or African American	6	1.5 %
American Indian or Alaska Native	2	0.5 %
White or Caucasian	342	85.3 %
Native Hawaiian or other Pacific Islander	2	0.5 %
Hispanic, Spanish, or Latino/a/x	32	8.0 %
Other	5	1.2 %
Total	415	

Q20-7. Self-describe your race/ethnicity:

<u>Q20-7. Self-describe your race or ethnicity</u>	<u>Number</u>	<u>Percent</u>
Mixed	2	40.0 %
Mutli-race	1	20.0 %
Jewish	1	20.0 %
Ashkanazi	1	20.0 %
Total	5	100.0 %

Q21. What is your household income?

Q21. Your household income	Number	Percent
Under \$25K	18	4.5 %
\$25K-\$49,999	22	5.5 %
\$50K-\$74,999	42	10.5 %
\$75K-\$99,999	44	11.0 %
\$100K-\$149,999	50	12.5 %
\$150K-\$199,999	68	17.0 %
\$200K+	83	20.7 %
Not provided	74	18.5 %
Total	401	100.0 %

WITHOUT NOT PROVIDED**Q21. What is your household income? (without "not provided")**

Q21. Your household income	Number	Percent
Under \$25K	18	5.5 %
\$25K-\$49,999	22	6.7 %
\$50K-\$74,999	42	12.8 %
\$75K-\$99,999	44	13.5 %
\$100K-\$149,999	50	15.3 %
\$150K-\$199,999	68	20.8 %
\$200K+	83	25.4 %
Total	327	100.0 %

6

Open-Ended Comments

Open-Ended Question Responses

Q2b—“Other”: Which THREE of the items below are the primary reasons why your HOUSEHOLD has participated in recreation programs or activities offered by the Elmhurst Park District?

- A reason we participated is simply having the option to participate and having something to do for my kids. If I had to categorize this it would simply be, "Offering of activities"
- class not offered elsewhere
- Fits Our interests
- Fun programs
- Habit
- Interest in the program content/interest in the subject of the program/ interest in the activity itself.
- Met the objective for what my children were looking to participate in.
- Only available program like it in town.
- Qualify for financial aid.
- SOEMTHING FOR KIDS TO DO
- the belief that children should socialize
- The level of the class (for tennis)
- The programs but not always the quality.
- There is nothing of interest to my family at this time. My daughter did one middle school pool party in last 12 months.
- to be involved
- To feel part of the community
- topic or event appeals to us
- We use East End pool and it's the only pool we have access to

Q3—“Other”: Please CHECK ALL of the reasons that prevent YOU or other members of your HOUSEHOLD from using parks, recreation and sports facilities, or programs of the Elmhurst Park District more often.

- Buildings are outdated. There is such a high need for preschool programs. Park buildings are old. Bathrooms also could be remodeled. I just believe the quality does not represent the people of Elmhurst. We just visited Europe this summer. We can't compare our offerings to that of Europe's.
- Classes (gymnastics) often cancelled.
- DANCE PROGRAM WAS NOT CHALLENGING ANYMORE
- do not genetic xy persons in lady's locker room.
- I have a 9 month old and have difficulty finding classes for her schedule.
- I have other interest.
- I simply am not interested at this time.
- I take my grandkids to the parks, they are very nice.
- I use other towns for day trips / overnight trips because Elmhurst doesn't offer what I enjoy. Also, I live in North Elmhurst and Elmhurst doesn't have anything for seniors on my side of town.

- Increased communication from instructors would be helpful. For example, if a child is signed up for basketball, it would be helpful to know what skills they are working on and if the child has progressed by the end of the program.
- Lack of availability and number of people needed to form teams for men's soccer (should consider it being coed)
- lack of interest in [programs for age group
- no interest currently
- No weather protected.
- NOT APPLICABLE FOR AGE OR WORK SCHEDULE
- Not interested
- Not interested
- Not interested
- Not interested
- Not many classes offered for 5 year old boys.
- other towns have better facilities.
- Pools emptied too soon as hot weather continues.
- Poor teachers/admin program heads.
- Programs not relevant to my interests
- Public park spaces were being used by groups that rented out the facilities. This occurred for multiple days at a time.
- STOPPED DURING PANDEMIC AND LOST HABIT
- Three kids in travel soccer.
- Unleashed dogs.
- variety for older kids(parks and programs)
- wait listed
- YOUTH INSTRUCTORS DONT PAY ATTENTION TO KIDS

Q6a—" Are there any additional facility amenity ideas that you would like to share with the Elmhurst Park District? If yes, please write your ideas below and please include whether your suggestion is an indoor or outdoor facility amenity.":

- 1. Dance studios that are adult sized. Indoor facility. 2. Skate Park needs to be repaired/rebuilt. The kids bring their own cement patch repair stuff out there since the cracks are large. The skate park cracks at EPD have their own Instagram page!
- A band shell at Wilder park would be great! Additionally more soccer fields so we don't always have to travel out of Elmhurst to find fields would be great. At least two more turf fields like those at Berens would also be a big plus. An indoor facility that housed a nicer workout option and basketball courts like the Oakbrook aquatic center would also be a huge draw for the town.
- A disc golf course would be great!
- A dog park within Elmhurst park district boundaries
- Add more green spaces wherever possible instead of buildings, parking lots, etc.
- Add pickleball courts. Build a permanent bandshell.
- After they tear down the Lazzaro museum I would like to see a permanent band shell in wilder Park. Also I think they need more plantings/trees in the Gloss park. It looks spartan

- A Pilates studio (indoors) would be nice and there is strong demand for this. I used to go to Club Pilates but stopped because they were so booked that it was difficult to sign up for classes even two weeks ahead. I find that the Courts classes, while diverse in nature, are limited because several classes are only offered once a week, and if it's a day or time I can't attend, I will never have the opportunity to participate. Pickleball Courts both indoor and dedicated outdoor courts are needed. The Pickleball lessons were another example of something that filled quickly. We ended up taking lessons through the Berkeley park district, which also has Pickleball courts outdoors. I'm sure you've been to oak brook's indoor facility—many Elmhurst families go there because they have space and more offerings. I'd like to see Elmhurst be compatible with its neighboring towns' facilities and offerings.
- An indoor cafe' in wilder park with outdoor seating
- An indoor turf field like Westmont Yard needed. Should have been built years ago.
- An indoor walking facility especially when the weather is bad.
- An off-leash dog park would seem to be a welcome addition-both North and South.
- An outdoor amphitheater where the Lazzaro museum was. It's the perfect spot with enough green lawn space for music, theater, movies in the park. Indoor turf facility. There's nowhere for the teams of Elmhurst to practice. Indoor basketball courts with a track above (like Oakbrook). There's no courts that aren't owned by the school district. A dog area at Berens. A pool on the north side of town. Better parking at Eldridge—it's a NIGHTMARE.
- An outdoor basketball hoop would be great for my younger boys to use instead of having a full height.
- Are there indoor and outdoor pickle ball courts?
- Backboards on tennis courts please!!!!!!
- Bandshell at old Lizadro site
- Bandshell-Lizzardro Museum. Courts Pool.
- Berens park could use more wild flower areas. My favorite part of walking the path at Berens is the wild flowers.
- Bereons Park needs weather shelters, grilling areas and more restrooms. Need police to patrol the area.
- Better maintained bathrooms. Eldridge is deplorable.
- Big climbing structures for older kids, like at Maggie Daley Park. Nature playgrounds, sports leagues provided by EPD, water park.
- Both pools need more umbrella/shade options. We are pool pass holders who can get in early and it is still a fight to find any shady areas. For the price we pay, we should be able to get a few more umbrellas.
- Bring back summer rec like we had in school growing up.
- Build a facility where kids can swim, play basketball and hockey year round in central Elmhurst.
- Continue to open pool at lunch for toddlers to get in a swim before nap..
- Convert Courts Plus to a basketball center. More turf soccer and baseball fields are needed.
- Could not find an available bathroom at Crestview Park.
- Courts plus needs help. Machines are old and beat up, tv's don't work on the machines, etc.
- Dance studios



COMMUNITY NEEDS SURVEY RESULTS

- Definitely a permanent bandshell – outdoor. Definitely a SENIOR CENTER. -indoor. That was to be at centennial park but is now a rec center. A SC is a place for seniors to gather for socialization. Area to play games, arts/crafts, pool table, read newspapers/books etc. But it's now a stale building that reminds one of a doctors office. Should be warm and inviting. Visit Arlington Heights Senior Center!!! It's disgusting that Elmhurst does not have an appropriate senior center
- Develop and market a senior program with discounts and devoted hours of use.
- Dog park at Berens Park would be great
- Dog park please!!!!
- DOG PARK! I have lived in Elmhurst for 25 years and am still waiting for the Parks Board to address this deficiency. My wife takes our dogs to Oak Brook to take them off leash. This is an embarrassment to a town our size. There are so many aspects of our town that are dog friendly, including many businesses, however continues to ignore this basic need for many of its taxpaying residents. This is not a major expense, and maintenance can be offset by charging for dog licenses that owners will gladly pay. There are numerous options for a location. I am confused by the lack of responsiveness. Please get this done!!!
- Dog park.
- East End- return to adult swim at pool.
- ELIMINATE BALL THROWING IN THE POOL, KITE FLYING, ROLLER SKATING PERFORMANCE AT PARK PLACE AND ROOSEVELT AT SALT CREEK. THESE FACILITIES NEED PROGRAMS BROUGHT TO THEM. THEIR PROGRAMS ARE BINGO AND BOARD GAMES
- Elmhurst is one of very few communities in the western suburbs that has not significantly upgraded the outdoor pools. East End is NOT sufficient to handle the population and there is no water park facility either. Pool regulations do not serve adult users well at all. PLS upgrade/improve/make another outdoor swim facility
- Elmhurst needs a full scale indoor sportsplex!! We do not need Wagner Center - it should be torn down and the space should be reinvented into a sportsplex. We also need the baseball and softball fields revamped. The gravel on the infield is a hazard, it causes injury and prevents kids from sliding which is a required part of the game for 9U for baseball and 12U softball. We also need permanent or home run fences on the fields. The park district and town are losing out on revenue by not having facilities capable of hosting tournaments for both indoor and outdoor sports.
- Enable coworking spaces in indoor and outdoor facilities
- Exercise course with equipment placed on the trail.
- Expand offerings at Sugar Creek golf course to have lunch and enjoy the patio. Manage so it pays for itself.
- EXPANSION AND/OR REMODEL OF DANCE STUDIOS; A FREE COMMUNITY SPLASH PAD AT BERENS PARK
- Field lights, bathrooms with plumbing, indoor turf, outdoor turf on southside of town and more classes on the southside of town.
- Fix Berens baseball fields. It is hotter than the sun to play games there in the summer — there is absolutely no shade. Plant trees in the concrete walkway or put up sunshades. It's unbearable for fans and players alike. Add a permanent restroom somewhere in Eldridge. Right now there is no access or the single port a potty is disgusting.

- For the Centennial splash pad - it would be nice if there was a button to turn the water on for a certain amount of time. It seems it's on a timer right now so it's unfortunate that you go and there's no way to turn it on when you want to use it, you have to wait for whenever it comes on (and there's no indication of when it will turn on/off)
- Free use of indoor walking track for seniors. May towns have this amenity. Elk Grove Village immediately comes to mind
- GATEWAY PROGRAM SHOULD BE HOSTED AT SCHOOLS WITH SPECIAL NEEDS CATERED TO
- Green space between 3rd and Schiller needs to be turned into a park. No park close to that.
- Hours for pools are too limited for young children. Splash pad is too expensive.
- How about an indoor pool other than at Courts Plus where membership is required or a daily fee . There are indoor pools at the Y and some Fitness Clubs and at York High School but not the Park District,, except for Courts Plus.
- How about some racquetball courts and disc golf. Salt Creek Park could use a permanent soccer field and or basketball courts.
- I did not know there were so many indoor and outdoor amenities available by the park district.
- I have two kids who have played travel basketball out of Oak Brook Park District (even though the teams are 90% Elmhurst kids). I have traveled to multiple park district facilities for games and Pretty much every town has superior facilities to Elmhurst: multiple courts for basketball and volleyball, indoor turf fields, indoor pools/water parks, walking tracks, and more. Woodridge, Carol Stream, Aurora, Glen Ellyn, and more Do we not have the tax base? The land? Has the EPD been misdirecting funds for the last 50 years?! I was a longtime Courts Plus member until a knee injury forced me to retire from tennis. Love that facility for what it is, love the staff, etc., but if that's the best we have ... we don't stack up well against other towns.
- I SHOULD BE ABLE TO HIT GOLF BALLS IN A PARK-PUTTING GREENS IN PARK WOULD BE NICE
- I think the cost of the pools are too much. I would like to take my grandkids but it is too high of a cost,
- I wish more option I. Group fitness classes and that they would give 5 minutes in between all glasses, a little frustrating when people coming in to get set up when you putting equipment away. Where is dog park did not realize Elmhurst had one.
- I wish more parks had permanent bathrooms by them.
- I wish there was a way you could open the pools longer and earlier for seniors, like when there used to be adult swim at small pool. It's a shame we have these wonderful pools that are only used a few weeks out of the year. They could be used from June through October. I would be interested in seeing how many seniors would use the pools (either one) if they were available. I know we miss it tremendously.
- I wish to be able to use a garden plot with enough parking space on the southside of Elmhurst.
- I would like to be able to throw a ball in Jackson school field now there r sign saying no dogs allowed. I always clean up after my dog it the convenience that I used to be able to run him for 15 min. I also never did it when school was session
- I would like to have a paved walking path round the perimeter of the baseball fields at Plunkett Parks.
- I would like to see Sugar Creek Golf course bring back the resident fee card. Our price is the same as non-residents even though we pay taxes to the park district.

- I WOULD LOVE PICKLEBALL COURTS WITH LIGHTS AT WILDER OR ELDRIDGE PARKS. THERE ARE 3 TENNIS/PICKLBALL COURTS AT BUTTERFIELD PARK. THERE ARE OFTEN PEOPLE WAITING FOR A COURT IN THE EVENING
- I would really like an indoor facility similar to Oakbrook and Glyn Ellyn. The facility should have indoor basketball courts, indoor turf field for soccer, etc. With our large population it would allow the park district to host indoor tournaments and games.
- I would really like an large indoor track to walk on. Also please bring back adult swim. More water aerobics for seniors
- I would really love some outdoor fitness equipment for adults like they have at parks in Forest Park and Oak Park!! An indoor track where a gym membership is not required would be amazing too.
- I'd love chair rentals like those in London parks to be available at a PERMANENT band structure at Wilder. And beer wine purchases!
- Ice rink aside from ymca
- Increase number of pickle ball courts both indoors and outdoors.
- Indoor athletic facility is needed please~ Berens baseball fields need updating, concessions and playground would be an amazing addition to fields 1-4.
- indoor international ice rink for speedskating.
- INDOOR LARGE WALKING TRACK-COURTS IS TOO TIGHT. REDO MINI GOLF. PAVE PRAIRIE PATH. ADD SOME OUTDOOR FITNESS MACHINES AT PARKS-BUTTERFIELD WALKING RING
- Indoor multi-sport facility. Pickleball courts
- Indoor pool with proper lane length. Indoor ice rink. More nature programming
- Indoor pool would be nice. Outdoor pools need more shade areas and upgraded slides.
- Indoor soccer field for kids to continue to play in the colder months
- Indoor sports facilities are a HUGE need in this community. We travel too far away to gain access to any.
- Indoor sports field. Whether that's a dome over berens or an actual dedicated indoor field for soccer, lacrosse, football, etc.
- Indoor swimming facilities, expand or build another facility across town.
- Indoor walking path
- INDOOR: Online booking for court time at Courts Plus. Indoor turf fields that are multi use. Indoor walking track. Indoor volleyball / basketball courts. OUTDOOR: Fix the tennis courts at Berens. Additional Pickleball courts. Upgrades to Seating and facilities at Plunkett Park for baseball/softball diamonds (we had a game at Ackerman Park in Glen Ellyn and they had shaded seating, and overall really nice facilities). Updated mini golf.
- INDOOR: ELMHURST COURTS PLUS POOL/WHIRLPOOL AREA CLOSES EARLY, BEFORE THE REST OF THE FACILITY CLOSES-SHOULD NOT!
- It would be great to have a facility that was like Courts Plus that could be used without needing an additional membership. Also, the baseball fields are not well-maintained.
- It would be nice if you had adult swim hour only every evening.
- Large indoor facility with turf fields. Most communities around us have this is combo with their community gym. Re-think courts plus and plunkett park area. As well as the Wagner center.
- Large indoor track. Adult education center.

- It's disappointing that in the above questions there is no mention of racquetball. There may not be a great number of players, but for those of us who do play, it's great exercise and a very enjoyable sport. If racquetball were promoted, maybe more people would become interested and play. The condition of the walls of the courts is fairly good, but not great. Chips in the wall are repaired only sporadically. It would also be nice if Courts Plus invested in a few ping pong tables. Before Covid, we used to enjoy playing, but once Covid was over, the ping pong table had been removed. Table tennis has to be one of the least costly programs to maintain. A few good tables, some paddles, and ping pong balls are all that is needed. There are some very good tables that fold up. I would think they could be kept in one of the exercise areas. When not in use, they can be folded up. We have one in our basement and it doesn't take up much room. Table tennis is more than just tapping a ball back and forth. One can work up a sweat and get some good exercise. A great deal is made about pickleball. Why can't table tennis be added to the racket sports? A small investment and a lot of fun. When we lived in Schaumburg, the park district had many ping pong tables. They were used every day. There were challenge tables and always a good turnout. Friday evenings there was open play for all levels.
- Lectures on a variety of topics, twice a month. Amenities-more handicap parking
- Many men in town are golfers. Sugar Creek is nice, and there are plenty of public golf courses in the area for the warmer months. However, in the winter, it would be very desirable to have access to golf simulators for practicing during the 6 month off-season. Two simulators could fit in the adult center at Centennial Park, allowing for 8 people to play simultaneously. The total required space is not large and I think there would be a lot of use.
- More before and after school care options. The program at field was full before incoming kindergarteners could even sign up.
- More bike paths to travel north south without needing to travel on a street.
- More dog parks
- More dog parks
- More natural areas for walking and hiking. Need more trees in our parks!!!
- More outdoor lighted basketball courts. Outdoor trails. Outdoor pedestrian/bike overpass to connect the neighborhood by Berens Park to Cricket Creek Forest Preserve.
- More pickleball courts, outdoor concerts, ice skating and reasonably priced senior programs.
- More senior activities, i.e. chair yoga
- Natural playscape. Nature trails. Obstacle course. Outdoor bike track.
- Need a dog park or two, the bigger the better. Anything would be an improvement.
- Need a lot more dedicated pickleball courts. Crestview has a huge waiting line on weekend mornings. Need more facilities with 6 courts each. Tennis courts going unused. Should convert to dedicated Pickleball. And wind screens on all 4 sides.
- NEED DOG PARKS LIKE OAKBROOK HAS
- NEED FOR BASKETBALL COURTS INDOORS-THE COURTS ARE SUFFICIENT FOR BASKETBALL. USING SCHOOLS OKAY, I GUESS
- Need more tennis drills, not just leagues! Oak Brook has much better drill offerings so we go there
- NEW INDOOR HUB, THINK OAK BROOK PARK DISTRICT BUILDING
- nice bathrooms, dog park

- My daughter is disabled. Not only would Kensington in Oak Brook not accommodate her but she was injured many times (6 head injuries in 2 months) to the point I called DCFS and they said the state law, which stated reasonable modifications could be made for children with disabilities, did not apply because they met the safety standard. The daycare implied it was our fault and insisted we pay for a one on one aid which was 1.5x the cost of their day care in addition to the day care price. They also forgot and left my niece outside unattended. DCFS was involved in that as well. This was during the pandemic and I couldn't get another daycare on short notice and they knew it, but gave me 2 weeks to make a decision before they said we couldn't keep her in daycare. I went part time to keep my daughter safe. My sister in law didn't and still works. I don't feel either choice was a "win". I do feel that my needs are absolutely unmet in Elmhurst and we will likely be moving away to find a safer town for our child. Between that experience, the discrimination over parking in handicap spots and being harassed by client owners (Starbucks), and the incident with the student at York which was glossed over at the school meeting, I do not feel my daughter is even safe in this and surrounding towns. I initially had high hopes in the parks district, but when I called and said I had no idea what services or help my daughter needed, I just knew she would need some at the programs, I was promised there would be assistance. I went to a dance class with her in covid and they expected my daughter to stand on a dot 6 feet away from the other kids. I don't know what you know about little kids or even autistic children, but I can tell you they won't stay on a dot. After two classes, I was made to feel so bad about this, I stopped going and never bothered to attend any of the other classes we had registered for. I couldn't imagine they would be any more accepting. It is clear there is the communicated desire to be open for people with disabilities, but that in everyday life, if the new parent doesn't know what they need, neither does the staff. I have no experience with older people of disabilities, but this is my experience. My husband decided to sign her up for a t ball class and it was also interesting. By this point a mentality of don't ask don't tell was taken by all the parents. Maybe this is just the way it is. In the future, I would advise an aide be there on day one for any kid identified with a disability just to observe, assess, and of course help in any way the parent requests, but also reflection statements may be helpful for the new parent (hey I saw your kiddo has trouble staying on the dot. Want us to leave a wider radius for her if we need to maintain that 6 foot boundary? -or- want us to see if the other parents are ok with her being herself as long as you covid check her?). I know a lot more now, about our child and her needs, but I am not ready to try again. I also know a lot of the parks are very difficult for kids with physical disabilities, and it is sad to see my daughter play with friends but not be able to climb up rope tubes to a slide or those plastic stepping stones that don't have any arm holds. I don't know all the names, but I think I've actually visited every park with a playground. Even Madison school, which is specifically for kids with disabilities, is not CP/physical disability friendly. I am not writing to rant, just to say this town failed. I don't think many towns actually succeed. We are probably moving this next year to look for another town that may be more willing to stand up for and support it's disabled population so I may return to work without worry for my child safety, go to a coffee shop without being harassed, and get to drop my kid off at a sport program just like any other parent without wondering about it.
- Need indoor basketball courts and a true rec center.
- Off leash dog park.
- Off leash dog park is needed in the area.

- Need more football fields. Need a real indoor facility. Courts Plus is a 1970's tennis club masquerading as a fitness center and not on par with other neighboring communities
- Outdoor exercise course, various stations on a trail or track.
- Outdoor facility - the Green Space of the old hospital location - would be amazing as an outdoor area for yoga or kids classes, playground, an open area to preserve trees and plants. Indoor facility - Would love an updated gym or indoor pool that's affordable - the ymca is in terrible need repair the pool at courts plus is too shallow without enough lanes. Would love another area for this including an indoor astroturf area or kids play area. Indoor facility - ice skating rink, pickleball courts, indoor playground or play space. Indoor facility - increased space for aftercare programs and full day preschool programs.
- Outdoor If there is interest in pickleball, there should be designated courts so that tennis courts are left open for tennis players.
- Outdoor soccer fields need better drainage. Also, cancels matches if fields are wet.
- Outdoor suggestion. We would love a dog park, but our dog isn't great with other dogs. Can there be multiple fenced off areas, so it isn't just one big area. We could take our dog to the smaller area to run around, so she isn't with a million other dogs.
- Outdoor winter hockey areas at the parks
- Outdoor. Please add and access path from Vallette to the Prairie Path. Somewhere in the middle between Poplar and Edgewood. Leaving our homes you can't get on the path easily with a bike unless you go to the far ends of the street.
- PAVE PRAIRIE PATH-FILL IN HOLES-MAINTAIN SHRUB OVER HANGING PATHS-REPAIR BLACKTOP BY BRIDGE OVER RT 83
- Permanent bathroom with plumbing at Pioneer Park.
- Picked ball for all indoor and outdoor
- Pickleball courts.
- Pickleball or basketball court at Wilder Park. Update the tennis courts.
- Please enhance the pools and try and lower cost. Neighboring districts have full blown water parks with much more to offer (and music!) at much lower fees.
- Please make a park out of the green space between third and Schiller. Currently owned by city but we need to keep every inch of green in Elmhurst because there's very little left. We are surrounded by traffic on all sides of town and need the nature to keep air clean. I know it's not a park dessert but in my opinion all available green space should be protected because green is being eaten up by building which can never get back.
- Please stop getting rid of the sand boxes at the playgrounds. This amenity is what our toddlers mainly use, I have heard this opinion repeated with many neighbors as well. I appreciate the updates with the playgrounds but I've seen many toddlers, especially the 3-5 year old range, crying when they can't find the sandboxes that used to be there. Digging is an important part of development that can often not be satisfied in our home environments. "Please bring the sandboxes back. It's my favorite" -Luca, age 3
- PLEASE, put synthetic soccer fields everywhere. Every town we visit as ECSA parents has well-kept synthetic fields. Elmhurst and our huge taxes.... we have goat ranches. The soccer fields are an absolute embarrassment. The next time a match is played on a level playing surface, will be the first time.

- Prairie Path between Poplar Ave and Tollway is not in good condition. Wish it were blacktop to keep it from erosion when it rains.
- Programs for seniors living on the north side of Elmhurst to be more convenient. More affordable trips and vacations for seniors.
- Reciprocal with other villages for golf.
- Salt water pool, indoor and outdoor. Stretching classes
- Shade areas at parks. Butterfield, centennial, and more have inadequate shade to use the equipment on most hot days. Washington has excellent shade that makes it usable even on very hot days
- Skate track for inline/roller skating just like running track
- So tired of having parks only for people with young kids and sporting events. Why no dog park?
- Soccer fields-esp. indoor are not nearby and it has a big impact. Dance classes are schedule for parents who wo not work.
- Soccer is so big in Elmhurst and the fields are uneven and poorly leveled. Wash park bball hoops are in bad shape. Wish we could have soccer nets where kids could play pick up, etc. Livings at the parks for sports, bathroom amenities and / or even having bathrooms is a huge need. Would love to have dog park!
- Some of the surrounding suburbs have larger aquatic centers that would be nice to have. Or, at least a larger indoor sports complex that would allow programs in the winter time.
- Some senior places where they can go too and enjoy the outdoors.
- Stop land acquisitions, sell spare land. Stop the expansion of EPD.
- Strongly encourage an off-leash dog park given the number of parks Elmhurst has to offer, and dogs in the community, but not one off-lease park
- Take a look at burning bush trails park. Blows anything Elmhurst has out of the water.
- Tennis courts need to be for just tennis not pickleball! And tennis court lights need to stay on until at least 10pm
- "Thank you for adding sand at the Baren's VB courts this season. It was noticeable. There are some hard compacted sand (feels like cement 2 inches below the sand) that the rake doesn't break up on the west end court.
- A 9-hole disc golf course at Barens would be nice. "
- The "water slide" at East End pool is about as anticlimactic as they come. I don't know what kind of insurer we have that they require 48" height to go on that boring water slide, but they'll let any kid jump off the much more dangerous diving board at East End or Smalley?!?! My 7-year-old can't go with her friends in the water slide at Smalley, and I feel so bad for her. Kids dive into 12' of water. At Smalley, they ride the water slide into 3'. This makes absolutely no sense.
- The baseball fields in Elmhurst are embarrassing compared to just about every other surrounding suburb. We travel for games and Elmhurst's aren't well maintained or updated/renovated.
- The Elmhurst skatepark is unsafe and there are small fixes that need to be made at a minimum.
- The mini-golf course at Bernes Park needs to be redone. It was very shabby looking! Loose edging was a safety issue.
- The pools are very sad, look at others and get some cool ideas.

- The prairie path should be paved. It's too difficult for children to bike on it while it's not paved. I think the idea of a band shell and maybe even outdoor ice rink (might be able to do both) in Wilder Park in place of the old library is good. After school programming is far behind other schools. Could you imagine being a kid stuck in a gym for 3 hours every single day? Do you really think that is acceptable? For example, my daughter came from a CPS school (of which Elmhurst would like to say they are superior to - completely not true) that had it so that there were several different vendors that came in M-Th from 3-4/4:15 to offer yoga one day, chess another, 2 different dance type offerings another, Spanish another day, etc. The parents happily paid for these classes and they had sufficient space for all the kids that needed it, as long as you signed up the week sign up opened. On Friday they have movie day in the theater. The only school that has something like a theater that I know for elementary is Hawthorne. I realize that is up to the school district to modernize, but the CPS school my daughter came from was completely modernized with stadium seating. After 4:15, the children that were staying until 6 were taken to a CLASSROOM, not only the gym. They were offered enriching options dependent on age. The younger ones had toys to play with and older ones had books and activity books they could work on. The older ones had the option to utilize the gym of the would like. I was the kid stuck in a gym after school, so I know how life draining that is. The district can and should do better.
- the soccer field at pioneer is in sad shape
- The Wagner center is pretty bad. Zero security and poor faculty where I take my grandchildren for my daughter . Needs total renovation, security and upgraded child programs.
- There are too many handicap parking spaces at Courts Plus. I use the facility 3-4 times per week in the morning and at night and maybe one or two spots are occupied. The handicap spots on the west side of the parking lot should be converted back to regular spots.
- There has always been a need for indoor basketball courts and track (like Oakbrook). There's a need for outdoor basketball courts. Currently my kids go across town to Pioneer Park for the lone basketball hoop. The tennis courts are always busy and there appears to be a strong demand for those as well. There are too many park playgrounds as many seem to be underutilized.
- There should be an exercise room or walking track that is available to all residents without an additional fee. There are zero options for winter workouts unless you pay to belong to the Courts or the YMCA. For the amount of money we pay in taxes, we should be somewhat close in offerings to surrounding, less affluent towns.
- This is the 11th time I have submitted. I know of at least 10 people in my neighborhood wanting a dog park. The fact that we have to travel 10 plus miles for one is ridiculous. Elmhurst needs to appropriate funds.
- Upgrade East end pool-additional interactive kids area and slides. More free splash pads. zero depth pool at East End. Bigger outdoor music theater
- Wagner Center needs to be updated and enlarged.
- We and lots of other people in the community go to Oakbrook in Bensenville for basketball programs. Lots of money could spend each year in these places that are not our hometown. There is a desperate need for an indoor recreation facility that allows for basketball courts, as well as turf indoor fields for baseball and soccer.
- We could use more pickleball courts.

- Upgrade the women's and family locker rooms at East End Pool. Add more changing rooms with benches, not just hooks. Add viable hair dryers. Monitor the temperature of the water in showers. Currently too hot. In the family changing rooms - evaluate for ADA needs, improve the shower head situation, and add infant changing tables. Make outdoor facilities and parks more welcoming. Add flowers and pull weeds. There are poorly trimmed shrubs and debris in most parks and outdoor facilities. Maintain memorial plaques and signs. Add pavilions for family and friend gatherings at East End and Smalley pools. Rentals could bring added revenue. Replace old and deteriorating picnic benches in parks. The ones in Wilder Park are an eyesore. Basically - a bunch of bad picnic tables located in a weed patch. Definitely not inviting. Add things like basketball hoops in the swimming pools and games like bags and ladder ball for young people to use while there. The pools are nice, but there is little for children to do and have fun as they grow older.
- We have no indoor children's play area like other suburbs. That would be my number one priority. We often go to the fox in the treehouse in Westchester Park District. There's no indoor open all the time option like this in Elmhurst take kids in bad weather. LaGrange even has a small indoor playground. Both can be used for birthdays.
- We lack dedicated pickleball courts
- We love the splash pad. Please install a push sensor override that all other splash parks have.
- We need a sports at athletic center with basketball courts! Even Bensenville makes Elmhurst look bad!
- We need better baseball and softball diamonds with significantly better concession stands (see Inwood sports complex in Joliet, IL). They have an open air restaurant that serves pizza, burgers, hot dogs, ice cream, has a bar and is the perfect place for teams to gather when there for tournaments or to watch a game.
- We need indoor soccer fields!!
- We need more turf fields, permanent lighting at more fields and better maintained grass fields. They are uneven, sparse grass and muddy. These fields are embarrassing when hosing other towns. Facilities lack soccer/football/lacrosse.
- We need natural trails for hiking! We need more trees in parks for shade!
- We need the EPD board and president to create more bicycle friendly environments in our fair city. We are not nearly green enough. More native plantings.
- We really need a large indoor facility for basketball, pickle ball and other indoor sports. Many families with kids in 4-8 grade have to participate in neighboring programs including Oakbrook, Schaumburg and Bensenville for house basketball. We need more options for winter sports. The local club teams need to have continued access to all our fields and amenities so we can play for Elmhurst teams when possible (e.g. TESC, Bears). Often soccer fields (non turf) are uneven which can be dangerous for players.
- we saw a LOT exercise equipment in Europe the parks were just amazing !!! our swimming pools are outdated. the Hub splash pad should be free and not require a guard. there is not enough preschools. and the buildings that host these are really old.
- We would love if more tennis courts in Elmhurst had pickleball lines to account for both sports!
- We would love to see some work done on the soccer and baseball/softball fields where the surfaces are flat and more playable. I struggle to believe anyone at EPD really cares about the field conditions. You want more land and money but you fail to maintain what we have!!

- WE WOULD LOVE TO SEE THE GYMNASTICS AREA GET AN UPDATE. THE MINI GOLF COURSE COULD BE IMPROVED. WE'D LOVE A DISC GOLF COURSE AND/OR ULTIMATE FRISBEE OFFERED FOR K-5 KIDS
- We'd love to see a band shell and/or outdoor amphitheater. Maybe Wilder Park?
- Where is the dog park ? What happened to that ? Money was spent on it and nothing done
- Why are there limited bathrooms at the parks where soccer games are played, especially Eldridge? A crosswalk is needed on Spring Road. Too dangerous to cross the street without one.
- why no pull golf carts at sugar creek!!! this is absurd!!!!
- Wilder Park needs more bathrooms.
- WILDER PARK TENNIS COURTS NEED A BACKBOARD FOR PRACTICE-RECENTLY REMOVED-REASON?
- Would appreciate a large indoor rec facility beyond the courts(sports, pool, rec, etc.,)
- Would be great to have summer concert series events on a stage in wilder park where there is more room for kids to play and community to gather. Wednesday nights cramped next to York road are nice, but could be so much better with more room for families off of a main carway. Oakbrook's splash pad & complex blows ours away. More places to play pickup soccer (that aren't constantly booked by teams/leagues). especially in the winter where there is no indoor turf complex to do anything.
- Would it be possible to have a community garden at Berens Park? This is an outdoor activity unless a greenhouse could be utilized to make it indoor and accessible year round.
- Would it be possible to reclaim York between First and Schiller/Palmer on summer Saturdays as a community area?
- Would like to not have dogs in the enclosed football fields.
- Would love an indoor ice rink in Elmhurst

Q9a—" Are there any additional age-specific program ideas that you would like to share with the Elmhurst Park District? If yes, please write in your ideas below and please include the age category (early childhood, youth, adult, all ages) for the program you identify.":

- A full time daycare for infants through school age is desperately needed in this town. The private options are always wait listed and are incredibly expensive.
- A second annual tour of the rock quarry in the fall!
- Active "junior" seniors. Programming at Centennial Park is too geared to 70+ community.
- Adult classes (cooking, fitness) scheduled in the evenings to participate when working during the day.
- Adult: yoga for golfers
- Adult-ala carte fitness classes. early morning. 5:15 or 5:30 start, or a punch card instead of signing up for a session
- ADULT-COOKING CLASS/WINE PAIRING; WEEKEND TRIP IDEAS WITH GOOD INFO; OUTDOOR SPORTING; RENTAL KAYAKS, SNOW SHOES, ETC-ICE SKATES
- ALL AGES: CHIPPING AND PUTTING AREA
- Any early childhood programs not during work hours.
- Areas for grilling.
- ballet

- Boxing program for special needs/Parkinson
- Bus trips to Chicago for tours, ballgames. Botanical garden, concert/food. Bus trips are fun.
- CARDIAC DRUMMIN
- COVER PLAYGROUND EQUIPMENT WITH TARPS-FROM SUN
- Dealing with the bureaucracy of the Fun seekers and RecStation has been terrible. Overly strict rules about pickup and drop-off times for these programs create a lot of stress and logistical problems. It makes no sense that these are more restrictive than the rules for the actual schools. [REDACTED]
- Early childhood language courses, Italian.
- EARLY CHILDHOOD PROGRAMS; MOMMY AND ME WORKOUT/YOGA CLASSES
- Early childhood tinker twos class for age 30 months - 36 months! You don't get to attend Tinker Twos anymore when you are 2.5
- Early childhood, we have a 9-month old.
- Elderly exercise, safety, cooking for one or two.
- EPD has a general lack of programs. Partner up with others to expand, like LPD, OTPD, BPD, APD. More offered on Friday nights.
- Fashion classes for youth ages 8-16 years. Pottery class for senior class.
- For adults - greater variety of day trips and travel opportunities. A family member belongs to the Senior Center at Ela Township and has taken advantage of myriad travel opportunities - both domestic and international. The group fitness program needs improvement. Recommend expanding class offerings and times of classes. For example - water fitness is only offered in the morning with no availability in the evening. Zumba is the only dance fitness class offered in general. and is only available at night. This is a frustrating situation which encourages users to seek opportunities elsewhere.
- FREE OUTDOOR EXERCISE FOR SENIORS LIKE TAI CHI, LOW IMPACT YOGA
- Full day preschool and after school programs. Too much demand and not enough spaces. Woodworking classes for adults
- Gardening, outdoor programs for kids, families and adults
- Good job offering programs for the middle school set — liked the surf and turf (bike and pool activity)— even though we didn't participate this summer, please continue to offer it.
- Greatly reduced fees for Courts Plus.
- HOST MORE FOR CHILDREN WITH SPECIAL NEEDS
- I already shared my after school program ideas. Swimming classes are unorganized. I never knew what the levels meant when the instructor would say where my daughters were. Parents should be able to stand nearby to watch. Not enough room or additional offerings at same time was made over the summer for cooking classes and theater. Tennis classes should have an k be out option even in the Summer, it gets hot. And girls should always be grouped together. My daughter was out with boys because they said she was so good and she really was not enjoying it. There should be personal professional singing lessons offered."
- I am a mom whose community failed me. I don't play victim, but I am disappointed. I am a career driven specialized veterinarian and had to become a part time employee to safely care for my disabled daughter. The daycare let her get 6 head injuries in 2 months (Kensington Oak

Brook) after we switched from the Elmhurst Kensington who was sending her home with other kid's coats, backpacks, and gloves in a pandemic. When a confirmed covid case happened in her class in Elmhurst, we switched to oak Brook for the attention to detail they had previously given. When the head injuries started, they said they were DCFS up to code and were unwilling to cooperate with the Illinois law to make reasonable modifications to the room (just padded edges at two surfaces, padding and sterilization equipment to be paid for or provided happily by me). In turn they said no and insisted I pay for an aide to take care of her at their daycare or they could make no promises that she would be safe. The aid was 1.5 times the cost of the daycare (in addition to the cost of daycare) to be fully paid by us and additionally, in a pandemic, there were none to be found. They gave me a two-week ultimatum and if I could not find a aid in that 2 weeks, she would be let go. That's exactly what happened. So, I had to take work off immediately and lost my full time status because no disability friendly daycares could be found after inquiry (easter seals was a list 60 people long at that time). This, paired with the response of the mistreatment of a child with a mental disability and IEP plan while he was in school at York this last year, and the way they addressed it at the public meeting made me realize my child would not be safe or supported in the public school system here, either. Lastly, harassment at a local Starbucks for parking in a handicap spot (with a clearly displayed handicap placard) with our daughter made us feel not only was the daycare and the school system unsafe for her, but that the town was unaccepting as well has led us to decide to move next year. Your park programs were not much different. I called and personally spoke with the gentleman tasked with making the programs disability friendly and said I had no idea what help I needed. I'm a first time mom and new mom to the disability world. I think, for future people who end up in this town, just insisting an aid show up each week and can make assessments and observations about things that could help for each activity would be a good idea. I think I missed the first class since she had a medical appointment, so if he was at the first one, I guess I'll never know. To be honest, not all parents have support or have any idea what they need other than ""help"", and my husband and I were good examples. This was also during the 6 foot distancing. She went to a dance class and no one liked that she coughed (she has asthma and an inhaler, along with several other medical issues, assumed to be from muscle tone issues, all of which are part of her medical condition), and would not stand on her dot, but explored the room. After many reminders to stay on her dot and not being able to, and enduring 2 classes of more than just slight judgement, I dropped out and didn't go back to any classes. I was then chastised by the park district for not calling to explain why I was not at the other classes by several cross emails- no one bothered to ask why, just anger at the other kids missing out on that spot. The thing is, my daughter deserved to be treated well at those activities and wasn't. The depression, by that time, at finding out my town was not accepting of her was too much to explain politely over the phone without crying from heartbreak for my little girl. I never responded to the emails, never returned to a class, and gave you my money without any services provided. I am sure you will want to tell me of all the wonderful things your town is good at. But, I am the person who lived here and asked for help from locals many times on Facebook, tried the daycare system, tried your parks system, and trusted your schooling system and believed that the downtown was as accepting and wonderful as everybody had described. I don't need follow up for this now, even if you can. I want you to see this as a person this town failed on many levels, who asked for the village it took to raise a child with disabilities and got none, feel truly shitty about it and have this

comment stay in the back of your mind and eat at it so you can harness that feeling to make this town so much better for the next little child with disabilities who comes into this ableist town, because it is currently receiving a failing grade from us in our day to day and on the "big picture" level. I should also add my husband enrolled our daughter in t ball. I was sad there's no adaptive sports for kids her age, and also sad that I don't know of any services here that even help my daughter get a bike. My daughter can't go bike riding because we have to pay 8K for a hand pedal bike. I'm pretty let down and she deserves better. I don't hide behind comments. My name is [REDACTED] and I'm not just ranting online because I'm a troll. I'm posting this here because it is the first time I've seen where anyone asked about how this town is doing. So, while this box didn't specifically ask this, you're asking how you're doing as a town. I'd say pretty badly. That's why we are moving. I provided a few specific examples so you understand what things led me here. Even the playgrounds aren't safe enough that I get to be a mom who gets 5 minutes of a break, like every other mom. I don't get to look away or she will get hurt on the playground. Even the "disability friendly" one on Butterfield. It's a nightmare with many openings and a drop-off with ladders and nothing keeping an unstable kid from toppling off the side unless you're there fast enough to catch them. Those jumping plastic stones are a nightmare.

- I didn't know there was a curfew for teenagers when we moved here and I never had one of those. I guess I feel bad for them: what can they do for fun in Elmhurst, other than walk up and down York?
- I just wish there were more available spaces for the kid events. Especially At Christmas time.
- I love the new kids volleyball offering!
- I struggle to figure out what activities my preschooler /kindergartner wants to join. A program to let them try activities would help.
- I wish classes for older adults were available for working older adults. I still work and most things I am interested in are during the day.
- I wish Elmhurst had strong sports programs, so the kids could get involved without needing to be in traveling teams. In moving here, we feel like we can't get our son involved in sports without a huge traveling team commitment - and tryouts, etc. Yoga classes for adults (tweens and teens, too)
- I WISH FOR MORE FULL DAY CAMP OPTIONS FOR 3-5 GRADES. I'D LOVE MORE PICKLBALL COURTS AND LESSONS; GYMNASTICS FACILITY COULD USE AN UPDATE AND TEAM COULD USE ASSISTANT COACH
- I wish Rec Station was offered at the Middle Schools. Not all 6th-8th graders can be home alone, especially individuals with Special Needs
- I wish there were more senior activities/classes, such as cooking/art classes and active senior activities.
- I would like to see a greater choice of cultural events as a group for seniors.
- Indoor activities for seniors
- Indoor golf simulator.
- Indoor swimming lessons during the school year for youth.
- It's not necessarily the lack of type of program, it's mostly the times offered don't line up with children's ages. However, it would be nice to see more sports offerings. Why should we have to go to other towns to play basketball etc.?

- It's terrible that the lapidary arts and related programs that were in the basement of the building at Crestview have lost their class and equipment location. That has cut off a whole series of great classes. This should be fixed with a new, permanent location. Also, the after school offerings for kids are extremely week, and very age limited. A broader program, more convenient for parents, is badly needed, considering the desperate shortage of affordable childcare options right now.
- Mailings targeted for specific age groups.
- Masters Sim program- used to be one at York in Winter and East End in Summer.
- MEN'S BASKETBALL LEAGUES YEAR ROUND
- Middle School, High School pickleball classes and leagues.
- More adult beginner pickleball lessons and leagues.
- More adult classes at night for those who work
- More adult cooking classes would be nice.
- More adult only events, aquatics, has 2 early am only current.
- More before/after school care.
- More cooking and baking classes. Adult baseball league
- More cooking classes, parents night out, more adult dance classes and programs for adults that aren't seniors. Additional unusual sports like fencing for kids to try.
- More festivals, concerts and nights out for adults. Not enough offerings at convenient times for early childhood and youth sports.
- More middle school specific social events throughout the year.
- More programs for almost seniors, and active seniors. We don't want bingo, etc.
- More programs for youth/tennis-both for summer and during school year.
- More summer/fall/spring events for toddlers. Example: safety night and party in the park.
- More varied times for activities for youth. not just M-F from 9-5.
- Nature walks with tree and plant ids. More outdoor concerts with focus on all genres.
- Outdoor adventure programs to travel out of the area to experience nature. Set up and run by the park district with fees paid by participants.
- Outdoor adventures.
- Over 60- educational lectures!!!
- Pickleball would be very popular. Ballroom dance would be of interest as well.
- Pickleball. Rock climbing wall.
- Places and things to do that are convenient for seniors that have limited mobility issues or don't drive and live on the north side of Elmhurst
- Please add more art classes for the kids that don't like sports.
- Please bring back boys competitive gymnastics. More high intensity cardio at Courts Plus
- Please bring back the Adult Only swim time for the first hour East End is open. It was a wonderful program that adults & seniors used. I have not used the pool since they took that away. I am very disappointed that the Elmhurst Park District did not listen to the adults/seniors when we requested to get our time back. We have been paying taxes for many, many years and deserve our own pool time.
- Scavenger hunts (teen or adult),
- Senior programs, classes, music

- SEVERE LACK OF ALL DAY CHILDCARE OPTIONS
- PLS return the East End first hour for adults only. I have lost count of how many times a child has kicked me, jumped on me, swam right into me, been bopped the head by a flying ball, etc. 10 minute safety break is NOT enough. Also PLS do not allow kids on the side of the pool (during safety break) to throw objects to their adult who is in the water. This causes at least one lane to be restricted (unless a swimmer enjoys getting hit in the head by the thrown object)
- Simply more of everything offered that is full.
- Skateboard lessons, events and programs
- Skateboard skills camps and classes. Skate park events for high school and middle school students.
- THERE ARE 6 NICE PICKLEBALL COURTS AT CRESTVIEW PARK BUT THEY DONT HAVE LIGHTS. MY FAMILY WORKS DURING THE DAY
- THERE IS A GROUP CALLED 40 PLUS DOUBLE DUTCH JUMPROPE OR ROLLER SKATING DEMO
- There is nothing for middle age kids and early teens to do, need more programming like surf and turf>
- There should be readiness programming for teens (babysitting, budgeting, school-activity balance, etc.). Adult programming including beginning photography, yoga, health and fitness classes. Combined youth/teen/adult cooking and baking classes.
- We had to go to Bensenville for ice skating lessons for indoor rinks. We need more indoor sport options for kids in the winter so we aren't all traveling to other towns.
- We need a good tai chi outdoor programs in rotating park locations.
- We need more tennis courts as this has become more popular with kids and adults.
- We need multiple dogs parks
- Would like more learn to play pickleball. Also more water classes at night
- Would like to have a Rock Steady Program available.
- Would love more "intramural" adult leagues especially tennis and swimming
- Youth basketball
- YOUTH PROGRAM - For Fun Seekers registration, it would be excellent if all previously enrolled families were contacted prior to open registration and given the opportunity to enroll early, similar to what you offer families with Rec Station. It would be even better if siblings were given an opportunity to enroll early as well. For families such as mine, our older son LOVES Fun Seekers, but this is also our summer child care. The stress of not getting in for the weeks we need could be alleviated by early enrollment for returning families. I think this would help many parents around Elmhurst as I know most EPD registrations can be stressful, but Fun Seekers is by far the most stressful.
- Youth programs age 10ish to preteen, structured leagues. Coding/robotics
- Youth/adult- Elmhurst PD needs to provide an indoor basketball court.

Q13—"Other": Please check ALL the organizations you or other members of your household used for indoor and outdoor recreation and sports activities during the past 12 months.

- BRITISH SWIM SCHOOL
- CANTIGNY HONOR CLUB
- CHICAGO-LAKEFRONT

- cultural-EMA
- Elmhurst History Museum. Elmhurst Art Museum. Code Ninjas
- FFC
- Forest Park Park district
- Girl Scouts
- Indoor pool provided by the village of Bensenville.
- martial arts school
- Oak Brook Park
- Other park districts because our park district gauges for the Summer Camp the increase this year was terrible and the explanation for the increase didn't explain the increase.
- Place of employment
- Prairie Path
- Prairie Path
- private pool
- Professional sports league camps for young athletes i.e. Chicago Red Stars and Chicago Fire.
- Public golf courses
- Public golf courses
- Random conversation sparks interest on occasion I take care of elderly parents
- State parks & preserves; National Parks
- Strong association with Misericordia Home and attend many of their activities
- The Morton Arboretum
- Therapy centers, medical centers, adaptive adventures events
- Walking at the mall
- yoga
- YORK TOWNSHIP

Q22—"Please share any additional comments that could assist the Elmhurst Park District in improving parks, trails, open space, or recreational facilities and services.":

- Acquire the greenway between 3rd and Schiller! Please help fight to Keep it green! People will help pay for it.
- Add music classes. Enhance pools. Lower costs for residents! It's costing me thousands for your programs for my 4 kids and it's not sustainable. For a family of 6 for pool passes it's an insane amount and not worth it. We get more value from turtle splash in west Chicago!
- Adult workout equipment next to playgrounds
- Again, it would be nice to see racquetball promoted and table tennis added. I feel strongly enough about ping pong, that if there were no effort made to provide it, I would vote against a referendum.
- ALL DOG OWNERS-THERE ARE MANY- WOULD SUPPORT A DOG PARK SO THAT WE DONT HAVE TO USE DUPAGE COUNTY-OAK BROOK
- As a daily user of the parks and trail systems this is very important to our household. Overall the Park District does a wonderful job keeping these spaces functional. As mentioned previously, it is always good to see the addition of more parks and green spaces into our community rather than infrastructure.

- as Elmhurst we should modernize. Our facilities are outdated. Our kids ride bikes in very unsafe conditions. They only have sidewalks if they want to be safe. Otherwise they share road w cars and our youth does not use helmets. They are unpopular among teenagers. They ride holding phones in their hands. We don't have bike lanes for our kids.
- AS MENTIONED BEFORE, WE USE WESTCHESTER FOR SUMMER CAMP AND WILL GO ELSEWHERE IF THE POOL PASSES INCREASE IN PRICE NEXT YEAR. WHAT ABOUT A FAMILY POOL PASS OR THE BLACK FRIDAY PROMOTION? YOUR FACILITIES ARE NOT JUST FOR THE UPPER CLASS OF ELMHURST BUT IT FEELS THAT WAY
- At least one off-leash dog park
- Berens could use lights on all tennis courts. Level the fields to prevent ankle injury. Increase concession hours at Hub and add more food options.
- Berens Park has the foundation to be one of the premier baseball/softball parks in the entire state of Illinois, however the dirt on the fields is extremely subpar and appears to not be properly maintained. Softball & baseball should be played there every night of the week; the facilities have a chance to be that good. 16" softball used to be played two nights per week and now isn't played at all. 12" softball leagues are leaving because the fields aren't properly maintained and the playing surface is outdated and too rough.
- BETTER CARE/MAINTENANCE OF FIELDS, MORE ARTIFICIAL TURF FIELDS
- bring back pull golf carts at sugar creek!!
- Build new stuff vs replacing/upgrade
- Clean up the courts.
- Control of invasive plants along walking paths.
- Courts plus is a joke
- Critical needs are large indoor facility with exercise equipment and indoor turf fields. Next important is another football field as there has to be 1000 youth football players in the town.
- Deposits that are paid for programs should be transferable to other program deposits if you are no longer able to attend the event and it is in high demand. We lost a lot of money after we backed out of rec station, when we found a more cost effective situation for our children. We love using the park district but we're sadden when we were not able to transfer our non-refundable deposit. It never states non-transferable, just non-refundable.
- Do more with the money you have. Other neighboring park districts put ours to shame. Our baseball/softball fields are deplorable. Lack of restroom facilities at Eldridge, where one of my children plays travel soccer is absurd. Figure it out.
- Dog park and outdoor music facility would be great.
- Dog park please
- Edison rec station is awesome!!! Don't need now but early childhood/daycare is HIGHLY needed. My son has some development needs and I've always been impressed w the training/skills all his coaches have had. They always do a great job of getting him to participate. ??
- Elmhurst needs better soccer(outdoor) and basketball(indoor) facilities. Too many kids leave Elmhurst and travel to Dale Brook and other towns to play sports.
- Elmhurst needs to compete with surrounding suburbs facilities. Baseball fields need to be better maintained with more shade . An indoor facility is a must.
- Elmhurst Park district is the best!!

- Ensure equity of play grounds across Elmhurst including the north side school playgrounds that the park district supports.
- EPD has missed the window for a large indoor multi-plex facility. There is too much competition now.
- EXPAND THE HOURS OF ELMHURST COURTS PLUS. KEEP IT OPEN UNTIL 10PM SEVEN DAYS A WEEK. SUMMER HOURS SHOULD BE DROPPED. HOURS SHOULD BE THE SAME YEAR-ROUND. THE POOL/WHIRLPOOL AREA SHOULD CLOSE NO SOONER THAN HALF HOUR BEFORE THE ENTIRE FACILITY CLOSES
- Finish the Salt Creek Greenway Trail at the north end and add signage to connect with Il. P. Path
- First the courts plus needs cleaner equipment. Caught a fungus from equipment. Needs to let grandparents register grandchildren as in residence, not so much for cost but always full by the time out of residence is open for registration. Elmhurst charges twice what other facilities charge for children's classes.
- Get all scouts involved with being proactive on helping maintain all to look up from phone and tablet to teach others enjoyment of outdoors.
- Get rid of the weeds. More activities for teens.
- hardly anyone uses outdoor fitness equipment; I'm not sure how or why this fad started of including that type of stuff, but we probably can probably avoid installing any more on / near our playgrounds. Glos park feels like a miss; it is riddled with weeds and poor landscaping without anything meaningful to do.
- I AM A SILVER SNEAKER MEMBER AND HAVE ALWAYS HOPED THE ELMHURST PARK DISTRICT WOULD ACCEPT US AT THEIR FACILITIES SO I COULD STAY IN ELMHURST AND NOT HAVE TO GO ELSEWHERE
- I am disappointed that we have never tried Hunger Games as people say to register our child for things. We love the open events but go to Oak Brook for all programs/camps to register for. It is too bad.
- I am older and have had shoulder and knee replacements . An indoor pool would be a great asset to help me exercise. We were told when East End Park was remolded that the fence along the expressway would be replaced. it has not happened. Check it out.
- I currently use LA Fitness for a pool because its on the north side and easy to get to. I would like a walking track that's on the north side because our sidewalks are in poo shape and dangerous for seniors to navigate. I would use an indoor gym. On the north side. All of these I pay for and would much rather pay Elmhurst for if I could get to the facility easier.
- I don't feel the money used to add parks was well spent. The new parks are small and service only a few residents. The improved golf course is nice but this summer difficult to use with the construction. I would like to see an amphitheater in a park that provides quality music during the summer. Naperville is a good example. Our Spring Road entertainment during the summer is offered only for a few weeks.
- I feel that we are already contributing quit a bit for EPD.
- I have no more \$\$ to give. Try fundraising campaigns. Some of us can not afford to have it added as automatic fee we cant afford to pay. Let the races raise \$\$/mile etc.
- I like the way Berkley paved their prairie path and added speakers with music playing. A monthly children's story book posted along the path to look at pages and read might be something to consider on the Elmhurst path or Berens walking path or Eldridge.

- I live near Butterfield Park, when I moved here there was 4th of July fireworks, ice skating pond w/o a warming house. It was fun to be a kid here. Now we have a playground, baseball and soccer fields and a pavilion used by non-residents. No fun unless you are a sports player or young child. Nothing attractive for older people. Maybe outdoor exercise class? Picnic tables to play cards? Splash Pad!
- I love all the park rehabs they've done this year, as well as the increase to variety of programs. Would love to see an easier website to navigate, more special events (i.e. like the easter egg adult hunt, would love to see the train polar express back, would love more pool events with the DJ like the snowflake swim). Would also love more permanent bathrooms at playgrounds (centennial park and Eldridge).
- I love the park district and I would participate more if my health allowed.
- I pay nearly \$500 per year to EPD. As handicapper senior, I do not use these services. Tax increase is not the way. I know the garden clubs were helping out with weeding. What about other organizations helping with maintenance projects or getting donation .
- I see there was no mention in this entire survey about a local senior center. This is extremely disappointing and very rude!! You are leaving out an entire segment of Elmhurst's population. I have visited senior centers in various communities (smaller than Elmhurst) and states and they all put Elmhurst to shame!
- I think it is important for the park district to find ways to increase the enrollment space available (max # of kids) for rec station. Too many families are wait listed because of the current max enrollment caps at most elementary schools.
- I think more of our tax dollars should go to the park district, but I can't afford more taxes. I think the tax they currently collect should be allocated differently and the park district should get more
- I think our park district is. lacking compared to neighboring cities. Many of them have multi-sport facilities which are used throughout the year. We really. need a large indoor facility. It would be nice to have flat soccer fields with proper drainage. Eldridge drainage is terrible and with any heavy rain, practices and games are canceled. We have been to many tournaments in the area without the same issues as our fields. More turf fields would be great as options for soccer, football, lacrosse. Outdoor lighting and real bathrooms would also be wonderful at the parks. Is there a way to add an online option to see the field conditions for each park? I saw this at another park district and thought it was a great idea.
- I think park district pools should be more affordable
- I think the increases on Rec Station and Fun seekers this past summer and year is unacceptable. You are abusing working families that need these programs. It doesn't make sense why surrounding park districts are able to provide more with a much lesser cost.
- I think the services offered now are great and the Park District is doing the best it can with what they have. If Elmhurst expects to see an increase in population (reason noted for the Metra stop expansion), especially with young families, there needs to be long-term considerations for how our park district will keep up with the demand. I would hate for it to be unusable because we did not fund it appropriately. I think there would be support for additional funding if the additional funding came with a specific plan of action. I think citizens are willing to pay more when they know what they will be getting.

- I think you all are doing a fantastic job (generally) with what must be not enough funds. I applaud you and thank you and SO wish we had better aquatic facilities-both indoor and outdoor
- I will try to be more aware of the offerings in the future. I think the district does a nice job . My children learned to swim there.
- I would agree to pay more in taxes, but the cost of programs is too high.
- I would appreciate more culturally and ethnically inclusive events. There are a lot of options for folks who celebrate Christmas and Easter, but I am not aware of programs or events for those of us who do not. Please consider ways to be more welcoming.
- I would say I covered all the suggestions I have noticed in all my comment sections.
- I would use Courts Plus if cost was lower, pool was warmer and locker room did not smell. I do not feel seniors are a priority with EPD>
- I'm tired of being asked my gender and being given more than two options. I'm tired of being asked my race...why does it matter? The park district was awful during Covid and many programs are still seeing the effects of that. Please don't ever mask our children again. At all. But especially outside. Take down the plexiglass. Why does it seem like we're always buying new spaces when we can't even do a good job maintaining the ones we have. Smalley pool is in need of a massive revamp. The baseball fields are absolutely awful compared to neighboring towns. And for basketball tournaments we always have to travel because Elmhurst has no good indoor court facilities.
- If you want more money to improve parts of the park district, you need to prove you can maintain what we have now. Show some commitment to improve the sports fields we have now instead of ignoring them.
- I'm just one person with one thing that matters to us- the well being of our daughter. With that many people and that many agendas.... Good luck!
- Improve parking situation at Courts Plus during sports season at Plunkett Park with better monitoring of use of available parking spots in designated courts Plus sports. People park in handicapped spots and leave their trash through out the lot. Courts patrons complain of lack of parking during Plunkett game season.
- Improve racquet sport offerings - Courts Plus caters to travel teams and private use of court time thereby limiting Pickleball availability as well as reducing tennis offerings for drills and classes.
- In the past year, we have started using parks/playgrounds and the library since we had a child. We love Elmhurst and the community and think you have done a great job with the parks, trails and open spaces. We did Starbabies in the summer which was a lot of fun and have Tinker Time and Gymnastics coming up in a few weeks. It is amazing to see how many programs and services Elmhurst offers!
- Increase tax rate should be based on COLA. Form wouldn't accept that response.
- Instead of raising property taxes I would rather you raise user fees. If residents want a particular program then they can pay for it. The EPD does a fine job with the funds they have. I do not want to pay more taxes for facilities/programs I am not using. Pay to play.
- Instead of raising taxes for the park district they should be better managed to allot more to the park districts.
- Instead of raising taxes, I think programs should be more fee based.

- IT WOULD BE GREAT IF THERE WERE MORE TIMESLOTS FOR CHILDREN'S PROGRAMS THAT FELL OUTSIDE THE WORK DAY-AFTER 5P OR 6 PM ON WEEKDAYS OR ON WEEKENDS
- It would be great to have a park I've rink and more Pickleball courts. I play In Berkeley since Elmhurst is not possible.
- IT WOULD BENEFIT OUR COMMUNITY 100% TO LIGHT THE PRAIRIE PATH WITH THE SAME LIGHTS BERKELEY HAS PUT ALONG THE PATH. THE HISTORIC LIGHTS ALONG ELMHURST'S PATH ARE NICE BUT THEY PROVIDE ZERO SAFETY. LETS MAKE THE PATH BETTER USED AT NITE
- [REDACTED]
- Keep fees low for seniors. Charge non-residents a fee.
- Less pickle ball courts, update soccer and baseball fields. Sell park corporate sponsorships to defray costs. Centennial Park was a waste and always empty. It should have been tax paying residences. Courts Plus is also a disaster. Shut it down. The town does not need to subsidize those that play pickle ball. Use Ackerman as an example.
- Let's renovate the Wagner Center, more indoor rec options at that location would be great.
- Listen thoughtfully to ideas presented by users. Avoid defensive behavior. Maintain current parks and outdoor spaces before adding new ones. Diversify playground offerings. Visit other park district facilities, parks, playgrounds, and identify program options to see if new and exciting opportunities could be instituted in Elmhurst. Our parks are not well maintained, playgrounds are too much the same, and programming lacks vision.
- Live within your means.
- Love our parks, use trails often. Trying to use pickleball and tennis courts more often.
- LOVE THE PRAIRIE PATH AND WILDER PARK
- Many of the restroom facilities could use updates
- Maybe the community doesn't want to fund the kind of spaces other communities have?! My kids are at ages where they soon won't need those spaces. I live near Centennial and Glos Parks. They are nice new spaces but don't offer much to the town at large. Indoor courts and fields for practice is a huge need. Performing arts space is a huge need as most of the Elmhurst schools make it difficult to rent their auditoriums.
- MIST SPRAYERS NEAR YORK ROAD AND THE PRAIRIE PATH FOR ALL THE RUNNERS, WALKERS, BICYCLISTS. THE MIST SPRAYERS SHOULD BE PUSH BUTTON TO ACTIVATE AND RUN CONSTANTLY. TURF FIELDS AND INDOOR PRACTICE FACILITIES ARE NEEDED FOR SOFTBALL AND BASEBALL
- More pickleball courts please!
- More programs for active seniors. More volunteer opportunities for seniors and teens other than clean up. Kids like to help and so do seniors. My kids helped with swim lessons at the pool when they were young, my grand kids would love to do this.
- More shaded areas at playgrounds. Comfortable picnic areas at Wilder Park. More water fountains and bathrooms.
- More shaded areas for us poor sunburned parents at parks all summer please.
- More signs showing smoking is not permitted on park district property. Emergency call boxes. Better monitoring of events at Wilder Mansion. Stop planting invasive plants.
- More tables/seating at parks, covered areas would be a bonus. Permanent bathrooms at parks.
- MORE THINGS GEARED TOWARDS SENIORS

- Most families I know would happily contribute more to see higher quality park district amenities like many of our neighboring communities.
- My kids never placed indoor basketball at an Elmhurst Park district owned facility. That is a failure of the EPD> Many other neighboring towns have this. I coached baseball teams and field conditions were often poor and not worked on.
- Need more classes available in the evenings. I wanted to sign up for several, but nothing available in the evening for the working class.
- Need more dedicated pickleball courts
- Need more recycling at parks
- Need shade, more grass and benches.
- No dog park outside of park district boundaries. May as well build a skate park in Lombard. Keep my dollars where I can use them. You're the stewards of our taxes.
- no new taxes
- No tax increases! Increase user fees instead.
- OBVIOUSLY, I'M NOT WELL VERSED ON WHAT IS OFFERED IN ELMHURST DESPITE BEING HERE A LONG TIME-KIND OF SAD
- OBVIOUSLY, OUR HOUSEHOLD IS 2 SENIORS. WE WALK A LOT. BEHRENS, ELDRIDGE. SALT CREEK, WILDER GENERALLY FIND THEM LEAN AND WELL KEPT. I MAY BE WRONG BUT AS A FORMER BASKETBALL PLAYER OTHER THAN SCHOOLS, THE PARK DISTRICT DOES NOT HAVE A STAND-ALONE INDOOR FACILITY FOR SOCCER, BASKETBAL, VOLLEYBALL
- Off leash dog park and water park for dogs.
- Offer more youth classes on the weekends. My wife and I both work and we cannot do the weekday hours. The website is horrible.
- One thing EPD does well is playgrounds. They're magnets for people from other communities but there may possibly be too many playgrounds. One thing there has ALWAYS been a strong demand for is an indoor basketball/track building like Oakbrooks. There also needs to be improved drainage for the existing baseball fields.
- online registration for certain activities is still a nightmare.
- Our facilities lag behind other communities, especially sports fields. Not sure how much more we would be willing to pay with the taxes we already pay. We should not be expected to pay more. The money is there.
- Our family has a very favorable opinion of the Elmhurst Park District and its staff. We appreciate the sincere efforts to serve the diverse interests of our community. Thank you
- Overall very please with the park district. Keep up the good work!
- Park maintenance needs to be a little bit better.
- Partner with local groups that may be willing to support field maintenance, or build things for bats and helmets in the dugouts. Remove the sand from playgrounds where it remains. It just makes a huge mess and is dirty.
- Partner with the school district regarding shared spaces. Look to LaGrange for evening swimming options.
- PAVE THE PRAIRIE PATH IN ELMHURST/ FILL IN PEA GRAVEL WHERE THERE ARE DIVETS AND HOLES-LEVEL PATHS IN THOSE AREAS-PLACE SIGNS AT WALK/BIKE-CROSSINGS SO DRIVERS KNOW TO STOP

- Permanent lighting at fields is more sustainable than the current practice of club teams ordering lighting provided by diesel generators, which are also noisy for neighbors, as well as polluting. We need more indoor turf fields and a better indoor sports facility. A new state of the art facility would be easier to maintain than both Courts Plus and Wagner Center which are outdated and do not fit the needs of the community.
- Play equipment can be more imaginative and better use of green space
- Please also think about future growth and how whatever improvements are made can accommodate that growth (i.e. parking, bathrooms, etc.). A prime example of this would be Eldridge Park - while the park has plenty of space for fields and playing - there is insufficient off street parking and bathroom availability.
- Please bring back senior swim hours at East End. Please add more water aerobics at courts. Enforce leash laws in Wilder Park.
- Please bring back the sandboxes at the playgrounds!! Full day preschools where students don't need to go back home for lunch. After school programs. Larger summer class sizes. Impossible to get in. Registration is a nightmare. It'd be nice to have a few garden plots for the community. Bike lanes on busy roads. More of the flashing lights for prairie path/greater western path crosses around busy streets. Thank you for your time and energy. We appreciate all the amenities that we currently have and the updates to the playgrounds.
- Please bring higher level/higher intensity classes to Courts Plus. Insanity(high intensity cardio), more body pump. Yoga, sculp, water running and competitive boys gymnastics program.
- Please consider ways of enabling remote workers
- Please don't manipulate these answers to construct reasons to spend more, build more, buy more, charge more.... Enough already. Be stewards and conserve not over spend. I believe the last referendum taught you not to just spend away. There was no referendum to purchase the redeemer land and building. We don't need to spend \$600,000 on a dog park that is adjacent to NOBODY that pays Elmhurst's taxes. Shameful to buy the old yours trailer and say it's for a dog park. Nobody paying park district taxes lives within 1/2 mile or it. Sure didn't ask before you bought that land either.
- PLEASE finally establish a dog park in Elmhurst
- Please fix the mini golf course. Or admit defeat and close it down. It is embarrassing how poorly it is maintained.
- Please focus on eliminating invasive plants in our parks, especially Berens, Plunkett, Gloriss and Maple Trail. Focus on Buckthorn, Teasel and Garlic Mustard.
- Please have a 4th of July event.
- Please involve the community when making decisions and following through with improvements. Glos Park looks awful. Embarrassing really. The tennis courts have no lines painted so they can be used for Pickleball in Wilder Park and Eldridge Park. We are a top notch community. Residents need to be heard. We need more than 6 designated Pickleball courts outside in this extremely active community. How about more pickleball courts at Eldridge? Wilder? ANYWHERE?? Please consider when making improvements. Thank you!
- Please maintain the Prairie Path at 83 bridge and the bridge west of 83. I bike on the path often.
- PLEASE OBTAIN FROM THE CITY OF ELMHURST THE GREEN SPACE BETWEEN THIRD AND SCHILLER EAST OF WILLOW. WE NEED TO PRESERVE THE GREEN AS MUCH AS POSSIBLE

- Please pave the Illinois Prairie Path and unpaved portions of the Salt Creek Greenway trail. Also fix the flooding issues along both of those trails.
- Please put a park in our neighborhood. It was sad to grow up here without a neighborhood playground when so many other kids had parks and playgrounds nearby. That's what I would vote yes for in a referendum.
- Please send out quarterly park district programs book instead of having to navigate the website to find programs.
- Please upgrade Berens Parks. Need shelter from rain.
- Pls fix flooding at Marjorie Davis Park, back by the baseball Diamond. Also the 2 sidewalks surrounding the park are a fatality waiting to happen. Because our sidewalks are so bad we need indoor/outdoor walking /running track. It really is dangerous for seniors who want to remain active.
- Porta potties were full/in maintained a couple of times for us this summer, especially at Eldridge Park. Wagner Center needs more chairs/tables in the waiting area!
- Programming at 6 when my kids were little there we're very little programming opportunities for working parents except weekends. Evening classes
- Property taxes are way too high in Elmhurst! Find another source of funding other than raising property taxes.
- Pursue connecting bike trails to north Elmhurst... Cricket Creek pedestrian and bike bridge.
- Put in a dog park at Berens Park
- Really want a permanent band shell in Wilder and more trees and plantings in gloss park
- RECYCLE-REUSE-TURN LOOSE
- REMOVE LAPIDARY MUSEUM-CREATE A DRY WELL IN ITS PLACE, AS FLOODING IN AREA. LIZADRO/MEADE ELECTRIC SHOULD COST OF REMOVAL
- Resurface Berens walking path. Complete bridge over 83 for walking and bicycles north of North Ave.
- Senior Center needs improvement, such as Arlington heights, and not just a building but what goes on inside.
- shade at playgrounds, the outdoor fields for kids sports are subpar in comparison to other neighboring towns, and having to use porta potties at almost every playground is a turn off
- Sledding hill at Berens needs maintenance. Add steps, fill valley at the base of the hill. Also use Wagner by increasing programs offered there. Wilder Park's playground surface is in bad shape, if maintenance was performed, it would be easier to accept a tax increase. Bond funding at EPD is full- balance sheet is good. There seems to be mismanagement of current resources. Also open up courts plus pool to teaching kids to swim and have more diving lessons. I spend more at YMCA per year because of their services.
- Start Memorial tree program again.
- Stop EPD growth. Enough!
- Sugar Creek is a dump and an embarrassment. From not having pull carts (due to covid! ridiculous), to the atrocious condition it's in. Surrounding communities have legitimate golf courses, we should also. When you ask the employees about anything, they shrug and say it's all about the management. I have inquired to management in the past. The basic sentiment received is, "how did you get my number?"


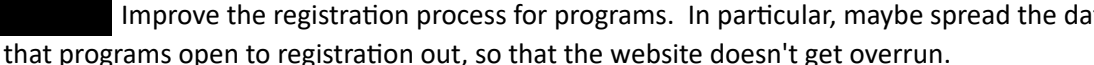
- Taller toilets in restrooms; many seem to be ‘first-grader’ height. Older folk, even those not “handicapped”, are not as agile as they once were and short ‘normal’ toilets are challenging. Opt for tall toilets when replacing existing ones.

- [REDACTED]

- THANK YOU FOR ALL YOU DO. I ALWAYS BRAG ABOUT HOW AWESOME EPD IS
- Thanks for all you do. Please bring back adult swim at the pools
- Thanks for providing an abundance of quality programs and activities. However, instead of raising our taxes, eliminate programs that are not needed.
- The class offerings feel very limited, both the subject matter and the availability. We mostly stopped looking at offerings because they either are at inconvenient times or they are impossible to get into.

- [REDACTED]

- The EPD does not serve its community. Facilities are outdated and you can't get in to classes.
- The fees we pay for programs are outrageously high. This is especially glaring when you look at the facilities. And the registration process is a joke.... I've given up completely these last few years. Totally scrap The Courts and Wagner Center. They served their purpose but have far outlived their usable life. Totally rebuild. Where on earth does the money go at EPD?!? Your name should be Parks AND Recreation.... it seems like the rec part is an afterthought. We are embarrassingly behind other local communities in what they offer.
- The maintenance and availability of playing fields in Elmhurst (especially soccer) is atrocious. The quality of care on EPD fields is an embarrassment and put our children at risk of injury. Our neighbors all seem to do a better job with the upkeep and many have nice indoor facilities (Lombard, Glen Ellyn, etc.) yet we are incapable of doing that, even with our tax base. I gave up on EPD programs long ago with the terrible registration process and limited offerings. IF I felt that EPD could competently manage additional revenue, I would gladly pay more in taxes to support it, but the reason I am choosing not to is due to the incompetence I have seen in the organization throughout my time in this town. This town deserves a better performing park district for the money we pay for it.
- The park district doesn't need more money, they need to spend it smarter. People call Smalley pool TOO smaller pool. They just add playgrounds because they have no other or more creative ideas. They must think everyone has small kids because that is all they serve. The maintenance of the parks is embarrassing.
- The Park District should offer a senior discount for summer pool passes. The cost for all pool passes are too high compared to other park district exercise facilities. Courts Plus is too expensive.
- The parks are well kept as well as the green space.

- The pool hours are terrible, we weren't able to go at all because they opened too late. For young kids that are napping it was impossible. They need to be open from 9 to 12 to reach young children. There's no clarity about how courts plus is part of the park district if it's not a free service it's kind of confusing.
- The pool membership fees have gotten ridiculously high for the hours and days that the pools are open. And the pools are a little boring compared to surrounding communities. We just can't justify the expense anymore.
- The Prairie Path and the Salt Creek are our natural treasure. Please protect them and create more green spaces. Thank you.
- The registration process is very cumbersome and unreliable. It needs to be updated and improved.
- 
 Improve the registration process for programs. In particular, maybe spread the dates that programs open to registration out, so that the website doesn't get overrun.
- The work done on Butterfield Park was ineffective, still retains water. Terrible job by contractor.
- There are too many handicap parking spaces at Courts Plus. I don't see the need for so many. Also, there used to be a ping pong table in the lobby. It should be brought back for members to use.
- This is the best park district we have ever lived in. The parks, trails, and green spaces are gorgeous! We are looking forward to our child starting martial arts and the after school program next week. We also hope to get a spot in Summer camp for next year.
- Typical political approach to go through services blah-blah-blah before getting to tax increase.
- Upgrade food concessions at the pools. Offer more adult fitness classes, yoga = ?? Give Elmhurst gymnastics a larger space with more equipment. Have regular park district sport leagues and skill building programs, basketball = first choice in our house. Burr ridge has a park with outdoor workout equipment in it. It's fantastic.
- Use the funds already being received to clean and maintain all sites. The EPD seems to provide many activities for children and young families but few for older adults. Increase the user fees for programs rather than property taxes. Renters do not pay property taxes; many older individuals do not use the facilities. Agencies like EDP should live within their means. Spend the funds carefully and maintain, take care of facilities already owned. Partner up with other public and private suppliers to use facilities and activities together.
- Users to pay for programs.
- Very much in favor of improving indoor facilities and outdoor baseball/softball. Programming seems to be sufficient with variety of offerings but still find it difficult to get some of what we're interested in and then need to look elsewhere.
- Walking to Berens/access to NW corners is difficult for pedestrians. Layout is not great. Thank you.
- We drive 20-30 minutes to Elk Grove, twice a week, to take our daughter to swimming lessons there. They have a more rigorous program with 6 levels and they actually teach proper strokes and water treading. I lead a Daisy Scout troop that had a pool party at the YMCA last April. Every girl in the troop failed their deep water test except one: the one who took Elk Grove swim lessons instead of Elmhurst. She was actually smaller than most of the other girls, too.

- We have paid taxes for in Elmhurst for 56 years. We are now on fixed incomes and cannot afford the "resident" fees for park district programs.
- We love all the events for the holidays and music series. It would be great to have music during the fall as well. More permanent bathrooms along the Prairie Path. Upgrade East End pool and do something fun with old Lizard space.
- WE LOVE THE ELMHURST PARK DISTRICT AND WANT TO SEE IT GROW AND THRIVE
- We most use the outdoor bike and green space trails
- We mostly use outdoor park facilities with kids. We love the variety and locations. Playgrounds are well maintained. Safety town is a favorite too!
- We need an indoor walking/running track and pool.
- We only use the parks for walking. It is nice to have the open space.
- We seek athletic activities elsewhere due to the lack of our appropriate facility to teach the sports we are interested in. We live on the south end of town, and we would love a facility closer to our house. The additional programming at Mary Kirs has been great.
- Wilder park conservatory and surrounding garden is an Elmhurst hidden gem. I highly value Parks in Elmhurst but taxes are too high. Work with all taxing bodies to find opportunities to save. Playgrounds replaced too often? Maybe repairs instead.
- WOULD LIKE COURTS PLUS TO BECOME PART OF SILVER SNEAKERS
- Would like to see dog park s
- Would love a swim team for adults and more lanes available at east end pool in the summer
- You have a tough challenge, meeting the needs and wants of so many different age groups. While I would love to see more effort given to developing programs for people my age, I really believe the park district should prioritize the children of our town. Having a strong park district appeals to parents of kids, especially school age. My grandchildren have benefitted from many park district programs over the last 10 years and I would like to see this continue and expand so that we are competitive with our neighboring towns.
- YOU NEED TO CONSIDER CHANGES TO YOUR EXISTING EMPLOYEE RETIREMENT PLANS. GOING FORWARD, ELIMINATE PENSION PLANS AND INSTEAD CONTRIBUTE TO 401K RETIREMENT PLANS-MATCH EMPLOYEE DONATIONS UP TO A CERTAIN PERCENTAGE AMOUNT. THIS WILL HELP REDUCE OPERATING COSTS AND ALLOW YOU TO SPEND MORE ON PARKS
- You need to consider the residents who live in proximity of your parks / facilities. And provide sufficient and wide enough parking lots, access and easements. And security, cleanliness and dim the lights!
- Your last survey indicated a dog park as a top priority by residents. All that came from that was money spent on a design of a fancy dog park complete with fake fire hydrants. Residents would be happy with a simple fenced space with bags and trash cans, a place to meet other residents. Please stop renovating playgrounds constantly and make this happen. There is plenty of field space that does not involve the site they bought originally for the dog park. Please make this happen.

- While I understand the Park District is crying poor, I think we need to look back on how they use their money. Quite a bit of finances went into Berens Park. That's great. Except that it went towards a turf football and soccer field. Which my children were too young and the wrong gender to enjoy. They have since outgrown soccer. Zero money has been put towards softball fields. As a matter of fact, an Elmhurst baseball and softball association has to use a field outside of Elmhurst as their home facility because the quality and availability of in-town facilities are so lacking. When East End pool was redone quite a few years ago, opportunities were missed to make it into a great water park. Instead, two diving boards and a ridiculous slide were installed. The slide at Smalley Pool is equivalent to a Step2 plastic slide for tots. There is no programming available for children after the age of 5 or 6 outside of gymnastics or simple dance classes. Adult programming is severely lacking in offerings and our buildings are a joke. With all of the tax money that goes to the Park District, I cannot fathom why resident fees are \$9 at the pool (for kids) and there are not free indoor tracks or exercise facilities. We have, at minimum, four workout facilities in the town and all four require a membership and monthly dues. One of them is city-owned. This one also happens to house our only indoor swimming pool. So unless you pay the same fees it costs to belong to a privately-owned club, you cannot use it. I don't belong to the private clubs because I cannot afford it. Currently, the summer Elmhurst Master's Program (swimming) is looking into starting a program at Oak Brook Park District because Elmhurst won't let their own residents use the facilities for which they pay. Park District facilities should be allowed to be used by all residents free of charge or, at minimum, for a nominal fee. This workout facility has also not been remodeled since shortly after it was built. There are no adult athletic leagues to speak of in Elmhurst. No volleyball, softball, hockey. There isn't even a place to play those sports. Tennis is a big deal but not everyone is interested in tennis. Times are inconvenient and cater to the stay-at-home parents or fall on evenings when there are school events. We don't even have an up-to-date office. The school building the offices have moved into are decrepit and, quite frankly, scary. No modernization has been undertaken. Outdoor restroom facilities are woefully lacking and aren't even unlocked when there are outdoor events such as parades or Christmas tree lighting ceremonies. There is one outdoor track that spans Berens Park but runs through wooded areas and provides ineffectual lighting. Parking in the whole city in general is a joke, but even renovated parks don't offer enough parking (Eldridge, Van Voorst). Community events are geared to families with grade-school aged kids and leave out middle and high schoolers. The Park District is the second-highest line item on my tax bill, second ONLY to our schools. I don't understand how there isn't enough money to maintain and/or update facilities or activity areas. Maybe an audit should be done on their finances and see where all the money is going. I don't know where the average of \$425 per household comes from when my 2022 tax amount exceeded \$600. I suppose this could be why there aren't enough funds in reserves, because the math doesn't add up. Elmhurst is a fantastic place to raise a family, but once those children reach middle school, the Park District has run its course. They have no offerings to keep people interested and give nothing back to its residents.



7

Survey Instrument



August 2023

Dear Elmhurst Park District Resident,

Your response to this survey will shape the future of parks and recreation in Elmhurst

The Elmhurst Park District has launched **Elevate Elmhurst Parks**, a community-based planning process to update our Comprehensive and Strategic Plans, which will guide the District's priorities for the next five years. To shape these priorities, we are conducting a community needs assessment survey and your household is one of a limited number selected at random to receive it.

Help us meet your parks, trails, program, open space, and facility needs

Since our last survey in 2016, we accomplished a lot based on your feedback. We acquired land to open two new parks in neighborhoods lacking adequate park space (the award-winning Centennial Park and Pick Park), renovated the Mary E. Kies Recreation Center with improved recreation spaces and gym, and expanded Glos Park, increasing open space in downtown Elmhurst. We also completed high priority park amenity upgrades and improvements, including new pickleball courts and playgrounds and updated athletic fields and outdoor courts. We are looking forward to making Elmhurst's first dog park a reality in 2024 and launching a new registration system later this year. All these accomplishments were completed within the Park District's existing financial capabilities. To finish some of the remaining projects, such as upgrading and increasing indoor programming space to meet growing demand and improving maintenance of parks and athletic fields, the Park District needs your input and additional funding. We cannot complete these projects with the property taxes currently paid by the community.

Please complete and return your survey or submit it online within the next two weeks

Whether or not you use District parks, facilities, programs and services, your feedback is critical for us to act on community-driven actions to address your needs. The survey takes approximately 12 – 15 minutes to complete and we appreciate your time. An independent research firm, ETC Institute, is conducting the survey, and your responses will remain confidential. Once the data has been gathered and analyzed, ETC will provide a report summarizing the feedback, which will be posted at <https://berrydunn.mysocialpinpoint.com/elevate-elmhurst-parks>.

Please return your completed survey in the next two weeks in the enclosed postage-paid envelope addressed to ETC Institute, 725 W. Frontier Circle, Olathe, KS 66061. If you prefer to complete it online, go to elmhurstpdsurvey.org. If you have questions, contact Ryan Murray, ETC Institute's Project Manager at 913-254-4598 or Ryan.Murray@etcinstitute.com or visit the website above for responses to frequently asked questions.

Sincerely,

A handwritten signature in black ink, appearing to read "Kevin Graf", written over a light blue horizontal line.

Kevin Graf, President
Board of Park Commissioners



Elevate Elmhurst Parks - Parks and Recreation Needs Assessment Survey

Your input is critical to help the Elmhurst Park District determine park and recreation priorities for our community. This survey will take 12-15 minutes to complete. When you are finished, please return your survey in the enclosed postage-paid, return-reply envelope, or complete it online at elmhurstpdsurvey.org. We appreciate your time.

1. Please keep ALL members of your household in mind while completing this survey. Counting yourself, how many people in your household are...

Under age 5: ____	Ages 15-19: ____	Ages 35-44: ____	Ages 65-74: ____
Ages 5-9: ____	Ages 20-24: ____	Ages 45-54: ____	Ages 75-84: ____
Ages 10-14: ____	Ages 25-34: ____	Ages 55-64: ____	Ages 85+: ____

2. Have you or other members of your household participated in any recreation programs offered by the Elmhurst Park District during the past 12 months?

____(1) Yes [Answer Q2a-c.] ____ (2) No [Go to Q3.]

2a. How many different recreation programs or activities offered by the Elmhurst Park District has your household participated in during the past 12 months?

____(1) 1 program/activity	____(4) 7-10 programs/activities
____(2) 2-3 programs/activities	____(5) 11 or more programs/activities
____(3) 4-6 programs/activities	

2b. Which THREE of the items below are the primary reasons why your HOUSEHOLD has participated in recreation programs or activities offered by the Elmhurst Park District?

[Write in your answers for your top 3 choices using the numbers from the list below. For example, if "reasonable fees" is the number one reason you participate, enter "4" in the space next to "1st" below.]

- | | |
|---|---------------------------------------|
| 1. Quality of program (instructors/coaches/staff) | 5. Times the program is offered |
| 2. Location of the program facility | 6. Friends participate in the program |
| 3. Quality of the facility | 7. Dates the program is offered |
| 4. Reasonable fees | 8. Other: _____ |

1st: ____ 2nd: ____ 3rd: ____

2c. Overall, how would you rate the quality of recreation programs or activities you or members of your household have participated in during the past 12 months?

____(4) Excellent ____ (3) Good ____ (2) Fair ____ (1) Poor

3. Please CHECK ALL of the reasons that prevent YOU or other members of your HOUSEHOLD from using parks, recreation and sports facilities, or programs of the Elmhurst Park District more often.

- | | |
|---|--|
| ____(01) Facilities are not well maintained | ____(12) I do not know locations of facilities |
| ____(02) Program or facility not offered | ____(13) Athletic fields are not well maintained |
| ____(03) Facilities lack the right equipment | ____(14) Parks and park amenities are not well maintained |
| ____(04) Security is insufficient | ____(15) Not accessible for individuals with special needs |
| ____(05) Lack of quality programs | ____(16) I do not know what is being offered |
| ____(06) Too far from our residence | ____(17) Facility operating hours not convenient |
| ____(07) Class/program full | ____(18) Registration for programs is difficult |
| ____(08) Program times are not convenient | ____(19) Lack of parking by facilities and parks |
| ____(09) Use services/facilities in other cities/agencies | ____(20) Too busy/not enough time |
| ____(10) Fees are too high | ____(21) Other: _____ |
| ____(11) Poor customer service by staff | |

4. Please rate your level of agreement with the following statement: I feel welcome and included at the Elmhurst Park District.

____(5) Strongly Agree	____(3) Neutral	____(1) Strongly Disagree
____(4) Agree	____(2) Disagree	____(9) Don't Know

5. Please rate the **OVERALL CONDITION** of each of the parks, trails, and facilities listed below that you and members of your household have used during the past 12 months on a scale of 4 to 1, where 4 means "Excellent," and 1 means "Poor". If you have not used one of the parks/trails/facilities listed below, please circle "9" for "Not Applicable."

Parks, Trails, and Facilities		Excellent	Good	Fair	Poor	Not Applicable
Parks and Trails						
01.	Ben Allison Park	4	3	2	1	9
02.	Berens Park	4	3	2	1	9
03.	Butterfield Park	4	3	2	1	9
04.	Centennial Park	4	3	2	1	9
05.	Conrad Fischer Park	4	3	2	1	9
06.	Crescent Park	4	3	2	1	9
07.	Crestview Park	4	3	2	1	9
08.	East End Park	4	3	2	1	9
09.	Eldridge Park	4	3	2	1	9
10.	Elmhurst Great Western Prairie	4	3	2	1	9
11.	Glos Memorial Park	4	3	2	1	9
12.	Golden Meadows Park	4	3	2	1	9
13.	Illinois Prairie Path	4	3	2	1	9
14.	Jaycee Tot Lot	4	3	2	1	9
15.	Kwanis Park	4	3	2	1	9
16.	Maple Trail Woods	4	3	2	1	9
17.	Marjorie Davis Park	4	3	2	1	9
18.	Pick Park	4	3	2	1	9
19.	Pioneer Park	4	3	2	1	9
20.	Plunkett Park	4	3	2	1	9
21.	Salt Creek Greenway Trail	4	3	2	1	9
22.	Salt Creek Park	4	3	2	1	9
23.	Sleepy Hollow	4	3	2	1	9
24.	Van Voorst Park	4	3	2	1	9
25.	Washington Park	4	3	2	1	9
26.	Wild Meadows Park and Trace	4	3	2	1	9
27.	Wilder Park	4	3	2	1	9
28.	York Commons	4	3	2	1	9
29.	Other Parks and Trails:	4	3	2	1	9
Facilities						
30.	Courts Plus Fitness Center	4	3	2	1	9
31.	East End Pool	4	3	2	1	9
32.	Joanne B. Wagner Community Center	4	3	2	1	9
33.	Mary E. Kies Recreation Center (formerly named Centennial Recreation Center)	4	3	2	1	9
34.	Norman P. Smalley Pool	4	3	2	1	9
35.	Sugar Creek Golf Course and Clubhouse	4	3	2	1	9
36.	The Hub at Berens Park	4	3	2	1	9
37.	Wilder Mansion	4	3	2	1	9
38.	Wilder Park Conservatory	4	3	2	1	9
39.	Other Facilities:	4	3	2	1	9

E

COMMUNITY NEEDS SURVEY RESULTS

6. REGARDLESS OF THE PROVIDER, please indicate how well your needs are being met by each of the recreation amenities listed below on a scale of 4 to 1, where 4 means your needs are "Fully Met" and 1 means your needs are "Not Met" at all. If you do not have a need for a recreation amenity that is listed, please circle "9" for "No Need."

Recreation Amenities		Fully Met	Mostly Met	Partly Met	Not Met	No Need
INDOOR AMENITIES						
01.	Indoor before and after school care rooms	4	3	2	1	9
02.	Indoor fitness center or facility	4	3	2	1	9
03.	Indoor group exercise studios	4	3	2	1	9
04.	Indoor gymnasium/courts (basketball, volleyball, pickleball)	4	3	2	1	9
05.	Indoor gymnastics area	4	3	2	1	9
06.	Indoor multipurpose rooms for programs, classes, meetings, or events	4	3	2	1	9
07.	Indoor preschool/early childhood program rooms	4	3	2	1	9
08.	Indoor running/walking track	4	3	2	1	9
09.	Indoor turf fields (baseball, soccer, lacrosse)	4	3	2	1	9
OUTDOOR AMENITIES						
10.	Disc golf course	4	3	2	1	9
11.	Dog parks (off-leash)	4	3	2	1	9
12.	Garden plots	4	3	2	1	9
13.	Golf course	4	3	2	1	9
14.	Green gathering areas (lawn)	4	3	2	1	9
15.	Mini-golf course	4	3	2	1	9
16.	Outdoor athletic facility lighting (courts, diamonds, fields)	4	3	2	1	9
17.	Outdoor bandshell/amphitheater	4	3	2	1	9
18.	Outdoor baseball and softball diamond fields	4	3	2	1	9
19.	Outdoor basketball	4	3	2	1	9
20.	Outdoor fitness equipment	4	3	2	1	9
21.	Outdoor ice rink	4	3	2	1	9
22.	Outdoor pickleball courts	4	3	2	1	9
23.	Outdoor soccer/lacrosse/football fields	4	3	2	1	9
24.	Outdoor swimming pool/water park	4	3	2	1	9
25.	Outdoor synthetic turf fields	4	3	2	1	9
26.	Outdoor tennis courts	4	3	2	1	9
27.	Park restroom buildings (permanent)	4	3	2	1	9
28.	Park shelters and picnic areas	4	3	2	1	9
29.	Passive natural areas (native plants)	4	3	2	1	9
30.	Playgrounds	4	3	2	1	9
31.	Sand volleyball courts	4	3	2	1	9
32.	Skate park	4	3	2	1	9
33.	Spray ground/splash pad	4	3	2	1	9
34.	Walking and biking trails	4	3	2	1	9

6a. Are there any additional facility amenity ideas that you would like to share with the Elmhurst Park District? If yes, please write your ideas below and please include whether your suggestion is an indoor or outdoor facility amenity.

7. Which **FOUR INDOOR** amenities from the list in Question 6 are **MOST IMPORTANT** to your household? *[Write in your answers below using the numbers from the list in Question 6.]*
 1st: ____ 2nd: ____ 3rd: ____ 4th: ____
8. Which **FOUR OUTDOOR** amenities from the list in Question 6 are **MOST IMPORTANT** to your household? *[Write in your answers below using the numbers from the list in Question 6.]*
 1st: ____ 2nd: ____ 3rd: ____ 4th: ____
9. **REGARDLESS OF PROVIDER**, please indicate how well your needs are being met by each of the programs listed below on a scale of 4 to 1, where 4 means your needs are "Fully Met," and 1 means your needs are "Not Met" at all. If you do not have a need for a program that is listed, please circle "9" for "No Need."

Programs	Fully Met	Mostly Met	Partly Met	Not Met	No Need
Early Childhood and Youth Programs					
01. Before and after school programs	4	3	2	1	9
02. Birthday parties	4	3	2	1	9
03. Cooking classes	4	3	2	1	9
04. Cultural arts - performing (dance, theater)	4	3	2	1	9
05. Cultural arts - visual (drawing, painting)	4	3	2	1	9
06. Educational classes (technology, special interest, STEAM)	4	3	2	1	9
07. Fitness and wellness programs	4	3	2	1	9
08. Golf instruction programs	4	3	2	1	9
09. Gymnastics programs	4	3	2	1	9
10. Learn to swim and diving programs	4	3	2	1	9
11. Martial arts programs	4	3	2	1	9
12. Music lesson programs	4	3	2	1	9
13. Nature programs/environmental education	4	3	2	1	9
14. Preschool half-day	4	3	2	1	9
15. Preschool with all day care	4	3	2	1	9
16. Programs for teens	4	3	2	1	9
17. Sports programs and leagues	4	3	2	1	9
18. Summer camp programs	4	3	2	1	9
19. Tennis lessons and leagues	4	3	2	1	9
Adult Programs					
20. Adult cultural arts - visual (drawing, painting)	4	3	2	1	9
21. Adult cultural arts - performing (dance, theater)	4	3	2	1	9
22. Adult cooking classes	4	3	2	1	9
23. Adult education programs (finance, language, technology)	4	3	2	1	9
24. Adult fitness and wellness programs	4	3	2	1	9
25. Adult golf instruction programs and leagues	4	3	2	1	9
26. Adult martial arts programs	4	3	2	1	9
27. Adult pickleball lessons and leagues	4	3	2	1	9
28. Adult programs for 62 years and older	4	3	2	1	9
29. Adult sports programs and leagues	4	3	2	1	9
30. Adult tennis lessons and leagues	4	3	2	1	9
31. Adult water fitness programs	4	3	2	1	9
32. Special events for adults only	4	3	2	1	9
All Ages Programs					
33. Community events (outdoor music, movies, holiday events)	4	3	2	1	9
34. E-Sports (video games/virtual gaming)	4	3	2	1	9
35. Outdoor adventure programs	4	3	2	1	9
36. Programs for individuals with special needs	4	3	2	1	9

E

COMMUNITY NEEDS SURVEY RESULTS

9a. Are there any additional age-specific program ideas that you would like to share with the Elmhurst Park District? If yes, please write in your ideas below and please include the age category (early childhood, youth, adult, all ages) for the program you identify.

10. Which FOUR PROGRAMS from the list in Question 9 are MOST IMPORTANT to your household? [Write in your answers below using the numbers from the list in Question 9.]

1st: ____ 2nd: ____ 3rd: ____ 4th: ____

11. Please rate how effective you believe each of the following INFORMATION SOURCES listed below is on a scale of 5 to 1, where 5 means the source is "Very Effective," and 1 means the source is "Very Ineffective." If you have not used one of the items listed, please circle "9" for "Not Applicable."

Information Source	Very Effective	Effective	Neutral	Ineffective	Very Ineffective	Not Applicable
01. Park District email newsletters	5	4	3	2	1	9
02. Park District Social Media (Facebook, Instagram, Twitter)	5	4	3	2	1	9
03. Park District flyers/posters	5	4	3	2	1	9
04. Park District program brochure	5	4	3	2	1	9
05. Park District website	5	4	3	2	1	9
06. Park District yard signs	5	4	3	2	1	9
07. Conversations with Park District staff	5	4	3	2	1	9
08. Friends and neighbors	5	4	3	2	1	9
09. Newspaper/magazine articles/advertisements	5	4	3	2	1	9
10. Other: _____	5	4	3	2	1	9

12. Which THREE INFORMATION SOURCES from the list in Question 11 do you MOST PREFER to use to get information about the Elmhurst Park District? [Write in your answers below using the numbers from the list in Question 11.]

1st: ____ 2nd: ____ 3rd: ____

13. Please check ALL the organizations you or other members of your household used for indoor and outdoor recreation and sports activities during the past 12 months. [Check ALL that apply.]

- | | |
|---|--|
| <input type="checkbox"/> (01) Colleges/universities | <input type="checkbox"/> (08) Private country clubs |
| <input type="checkbox"/> (02) DuPage County Forest Preserve District | <input type="checkbox"/> (09) Private schools |
| <input type="checkbox"/> (03) Elmhurst Park District | <input type="checkbox"/> (10) Private summer camps |
| <input type="checkbox"/> (04) Neighboring communities or other park districts | <input type="checkbox"/> (11) YMCA |
| <input type="checkbox"/> (05) Place of worship (church, mosque, synagogue) | <input type="checkbox"/> (12) Other: _____ |
| <input type="checkbox"/> (06) Private and non-profit youth sports | <input type="checkbox"/> (13) None, do not use any organizations |
| <input type="checkbox"/> (07) Private clubs (tennis, health, fitness) | |

14. For more than ten years, the Elmhurst Park District has received less than six cents (6¢) of every dollar of your total property tax bill. Thinking about the services, facilities, and programs the District provides to residents, and the amount of property taxes that go to the District, how would you rate the overall value of the property taxes you pay that go to the District?

(4) Excellent (3) Good (2) Fair (1) Poor (9) Don't know



15. The community was last surveyed in 2016 during the Elmhurst Park District's Vision 2020 planning process. Since that time, several projects were completed within existing financial capabilities (e.g., Centennial Park, Mary E. Kies Recreation Center, and expansion of Glos Park). However, some needs remain, such as upgrading and increasing indoor program space to meet growing demand and improved maintenance of parks and athletic fields. The Park District cannot complete these priorities with the property taxes currently paid by the community.

Considering that the average household currently pays approximately \$425 a year to support the Elmhurst Park District, how much more would you be willing to pay via property taxes through a referendum to address these items along with other high priority items you identified in this survey?

\$ _____ increase per year

16. If a voter referendum was held to fund the needs mentioned in Question 15, how would you vote in the election?

___(1) Vote in Favor ___(2) Might Vote in Favor ___(3) Not Sure ___(4) Vote Against

17. What is your age? ___ years

18. What is your gender identity?

___(1) Man ___(4) Prefer to self-describe: _____
 ___(2) Woman ___(5) Prefer not to answer
 ___(3) Non-Binary

19. How many years have you lived in the Elmhurst Park District? ___ years

20. Which of the following best describes your race or ethnicity? [Check ALL that apply.]

___(01) Asian or Asian Indian ___(05) Native Hawaiian or other Pacific Islander
 ___(02) Black or African American ___(06) Hispanic, Spanish, or Latino/a/x
 ___(03) American Indian or Alaska Native ___(99) Other: _____
 ___(04) White or Caucasian

21. What is your household income?

___(1) Under \$25,000 ___(4) \$75,000-\$99,999 ___(7) \$200,000 or more
 ___(2) \$25,000-\$49,999 ___(5) \$100,000-\$149,999
 ___(3) \$50,000-\$74,999 ___(6) \$150,000-\$199,999

22. Please share any additional comments that could assist the Elmhurst Park District in improving parks, trails, open space, or recreational facilities and services.

This concludes the survey. Thank you for your time!

Please return your completed survey in the enclosed return-reply envelope addressed to:
 ETC Institute, 725 W. Frontier Circle, Olathe, KS 66061

Your responses will remain completely confidential. The information to the right will ONLY be used to help identify the level of need in your area. Thank you!

E2. Non-random Sample Findings

2023

Elmhurst Park District, IL

Elevate Elmhurst Parks Needs Assessment Survey

Non-Random Findings Report

Contents

Executive Summary..... i

Section 1: Charts and Graphs..... 1

Section 2: Priority Investment Rating 38

Section 3: Tabular Data 46

Section 4: Open-End Comments..... 98

Section 5: Survey Instrument 135

2023 Elmhurst Park District Parks and Recreation Needs Assessment Survey Non-Random Executive Summary

Overview

ETC Institute administered a needs assessment survey for the Elmhurst Park District during the summer months of 2023. The survey will help Elevate Elmhurst Parks, a community-based planning process, guide the district’s priorities for the next five years.

ETC Institute mailed a survey packet to a random sample of households in Elmhurst. Each survey packet contained a cover letter, a copy of the survey, and a postage-paid return envelope. Residents who received the survey were given the option of returning the survey by mail or completing it online at ElmhurstPdSurvey.org.

After ETC Institute reached 400 completed surveys from the randomly selected respondents, the survey link was opened to the general public which was publicized by the Park District. This report contains the findings from the general public non-random sample of responses. In total, 466 responses were collected from respondents that were not randomly selected to participate from the general public.

How to interpret the findings:

Statistically valid surveys are crucial for obtaining reliable data compared to general public surveys with unmanaged samples for several key reasons. Firstly, statistically valid surveys are designed with rigorous sampling methods, ensuring that the sample represents the entire population accurately. In contrast, unmanaged samples from general public surveys can be biased, as they often rely on convenience, self-selection, or the desire to ensure an opinion on is heard leading to skewed results that may not reflect the broader population. Statistically valid surveys use random sampling techniques, such as stratified sampling or random sampling, to reduce bias and increase the likelihood that the sample mirrors the population's characteristics.

Secondly, statistically valid surveys prioritize data quality through the use of standardized protocols and professional research methodologies. In general public surveys where the sample is not managed, there may be a lack of control over survey administration, potentially leading to variations in data quality and reliability, but most importantly the results are coming from respondents who have the strongest opinions in the community.

Lastly, statistically valid surveys employ robust statistical techniques to analyze and interpret data, enabling researchers to draw meaningful conclusions and make informed decisions. The Elmhurst 2023 Non-Random Findings ETC Institute (2023) report accounts for margin of error and confidence intervals, providing a clear understanding of the survey’s precision and reliability. In contrast, general public surveys lack the statistical rigor necessary to make valid inferences about the population, making the data less trustworthy for decision-making purposes. Statistically valid surveys offer a systematic and scientifically sound approach to data collection and analysis, ensuring the results are more reliable and representative of the population compared to surveys with unmanaged samples.

Readers of this report should exercise caution when interpreting results collected in the general public or non-random sample survey because they frequently represent the strongest opinions in the community. While passionate individuals can provide valuable insights, their views may not be representative of the broader community's perspectives. When survey data predominately comes from those with extreme opinions, it can skew the results, creating a misleading picture of the overall sentiment. This phenomenon, known as "response bias," can lead to an overemphasis on polarized viewpoints and potentially obscure the more nuanced and balanced perspectives found in the statistically valid survey findings. To ensure a more accurate and comprehensive understanding, it is important as a reader of this report to familiarize yourself with the findings of the statistically valid sample. It is always important to consider the most diverse range of voices and opinions within the community, rather than relying solely on the views of the most opinionated residents.

This report contains the following:

- Charts showing the overall results of the survey (Section 1)
- Priority Investment Rating (PIR) that identifies priorities for facilities and programs (Section 2)
- Tabular data showing the overall results for all questions on the survey (Section 3)
- Open-ended question responses (Section 4)
- A copy of the cover letter and survey instrument (Section 5)

A summary of the major findings can be found below and on the following pages.

Elmhurst Parks and Recreation Program Participation

Use Overview. Most respondents (78%) report participating in recreation programs offered by Elmhurst Park District within the last year. Of those participants, the highest percentage (37%) participated in 2-3 programs followed by 24% participating in 4-6 programs. Eighty-seven percent (87%) of participants rated the programs as either excellent (30%) or good (57%).

Reasons for Participating. Respondents most often listed "location of the program facility" (64%), reasonable fees (47%), and times the program is offered (45%) as the reasons they choose to participate. Respondents most often listed classes/programs being full (34%), inconvenient program times (29%), and program or facility not offered (27%) as the reasons they do not participate or do not participate more often.

Organizations Used for Activities. Respondents were asked to select all the organizations their household had used for indoor and outdoor recreation and sports activities within the past year. Respondents most often used the Elmhurst Park District (76%), neighboring communities or other park districts (53%), or private & non-profit youth sports (41%).

Parks, Trails, and Facilities Use

Condition of Parks and Trails. Respondents were asked to rate the overall condition of all the parks and facilities they had visited within the last year. The parks and trails that rated the highest (as "excellent" or "good") were Centennial Park (89%), Illinois Prairie Path (87%), and Wilder Park (85%).

Condition of Facilities. Respondents were also asked to rate the overall condition of recreation facilities. Respondents were most satisfied (rating “excellent” or “good”) with the Wilder Park Conservatory (92%), Mary E. Kies Recreation Center (85%), and Wilder Mansion (84%).

Communications and Funding

Information Sources. Respondents were asked to rate the effectiveness of information sources used to receive information about the park district. Respondents felt the sources that were the most effective (rating “very effective” or “effective”) were the park district program brochure (77%), talking with friends and neighbors (72%), and park district email newsletters (67%). Respondents would most prefer to use the park district brochure (58%), the park district email newsletters (55%), or the park district website (41%).

Value from Property Taxes. Most respondents (60%) rated their overall value from property taxes as either excellent (28%) or good (32%).

Referendum Perspectives. Half of respondents (50%) said they would be willing to pay less than \$50 more in property taxes through a referendum to address high priority items. The highest percentage of respondents (44%) said they would vote in favor of a referendum, 24% might vote in favor, 22% were not sure, and 10% said they would vote against it.

Parks and Recreation Indoor/Outdoor Amenities Needs and Priorities

Amenity Needs: Respondents were asked to identify if their household had a need for 34 indoor/outdoor amenities and to rate how well their needs for each were currently being met. Based on this analysis, ETC Institute was able to estimate the number of households in the community that had the greatest “unmet” need for various amenities.

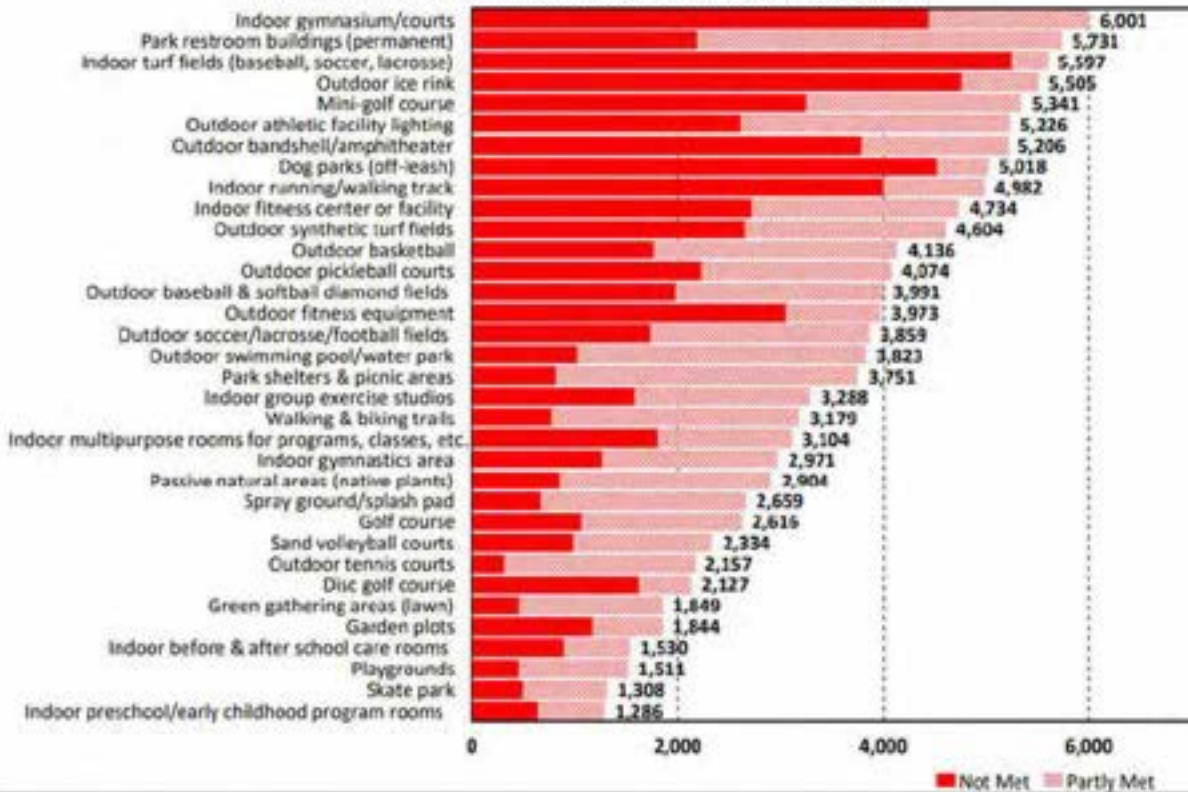
The three amenities with the highest percentage of households that have an unmet need:

1. Indoor gymnasium/courts – 6,001 households
2. Park restroom buildings (permanent) – 5,731 households
3. Indoor turf fields (baseball, soccer, lacrosse) – 5,597 households

The estimated number of households that have unmet needs for each of the 34 amenities assessed is shown in the chart on the following page.

Q6. Estimated Number of Households Whose Facility/Amenity Needs Are Only “Partly Met” or “Not Met”

by number of households with need based on an estimated 16,476 households



Indoor/Outdoor Amenities Importance: In addition to assessing the needs for each program, ETC Institute also assessed the importance that residents placed on each item. Based on the sum of respondents’ top four choices, these were the indoor/outdoor amenities that ranked most important to residents:

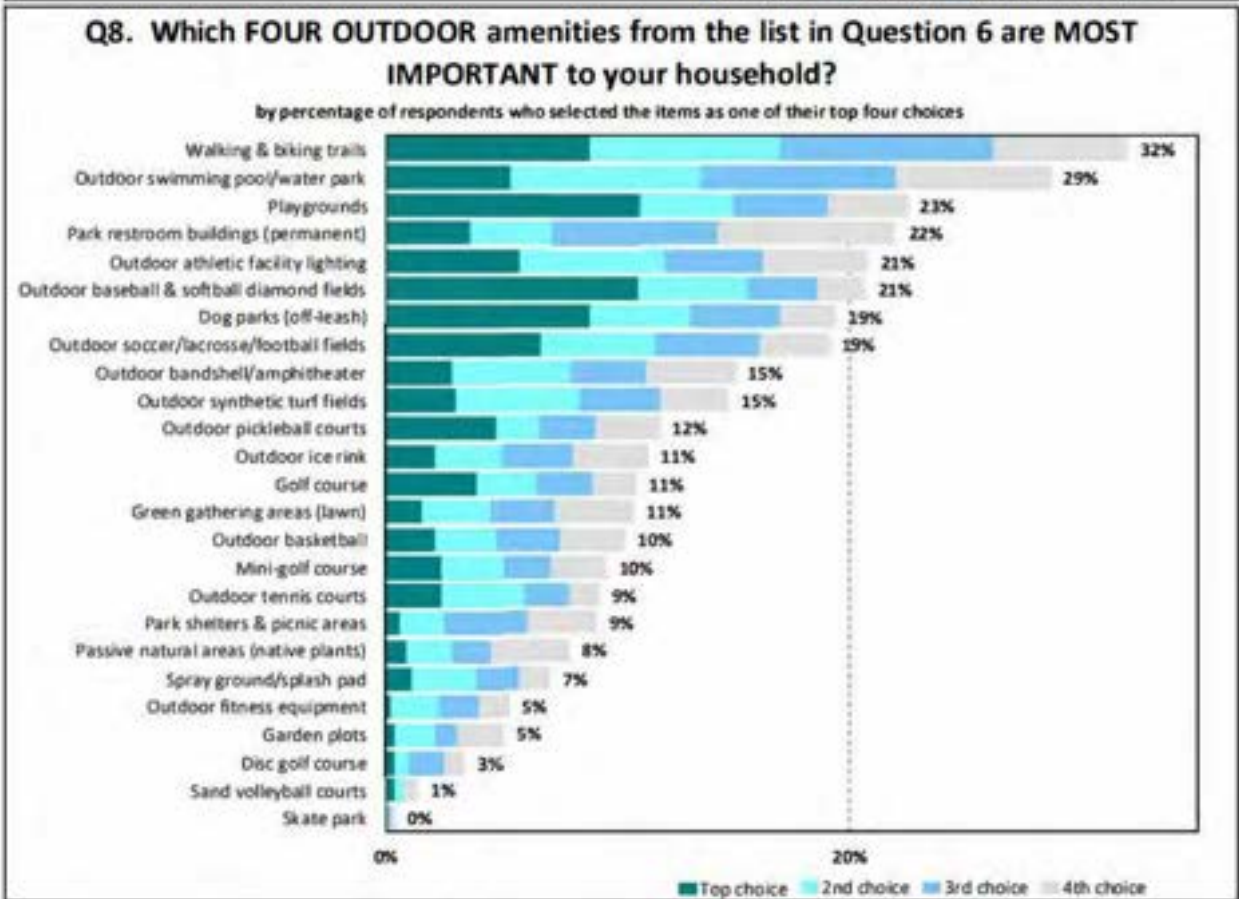
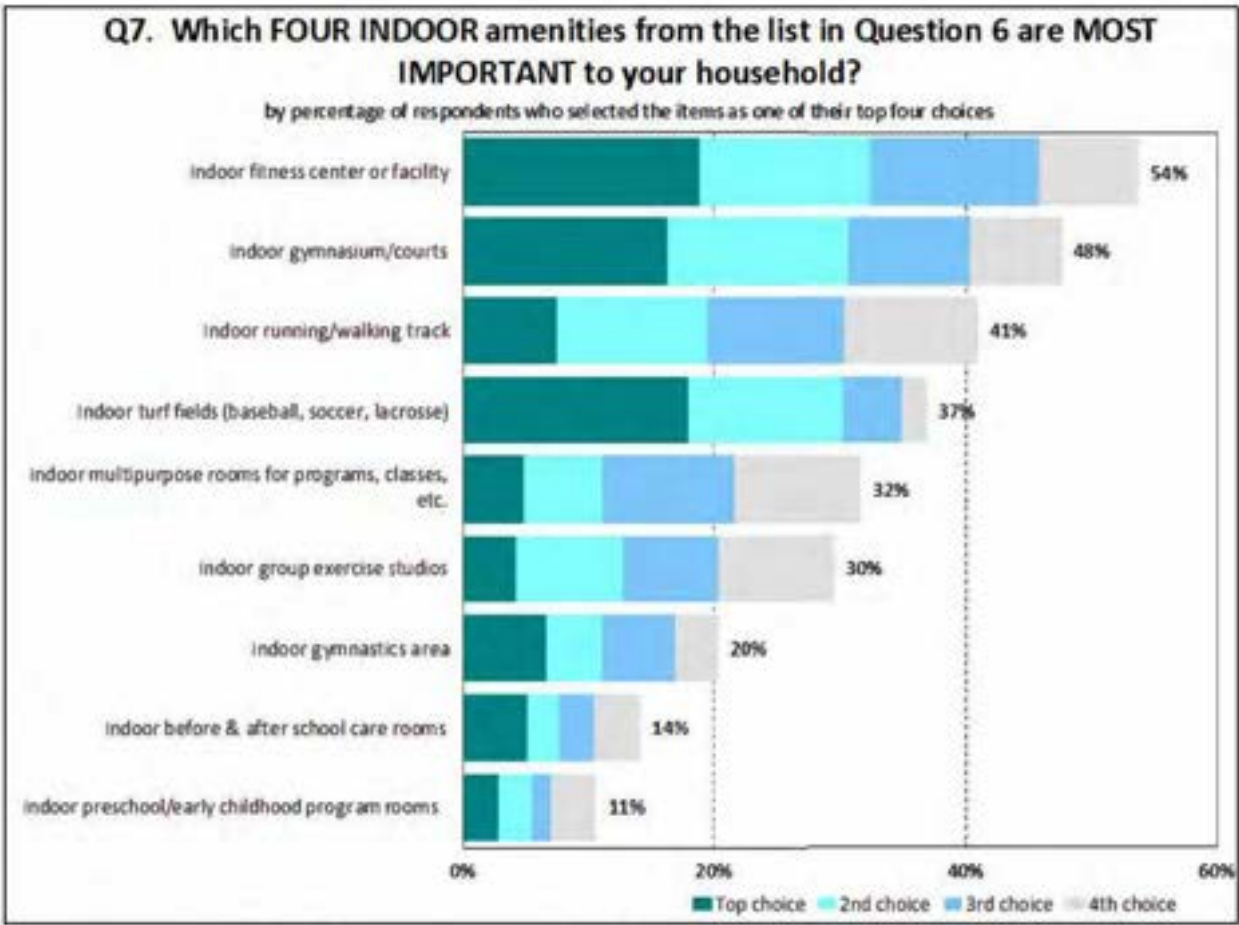
Top Indoor Amenities Importance

- Indoor fitness center or facility (54%)
- Indoor gymnasium/courts (48%)
- Indoor running/walking track (41%)

Top Outdoor Amenities Importance

- Walking & biking trails (32%)
- Outdoor swimming pool/water park (29%)
- Playgrounds (23%)

The percentage of residents who selected each program (indoor and outdoor) as one of their top four choices is shown in the charts on the following page.

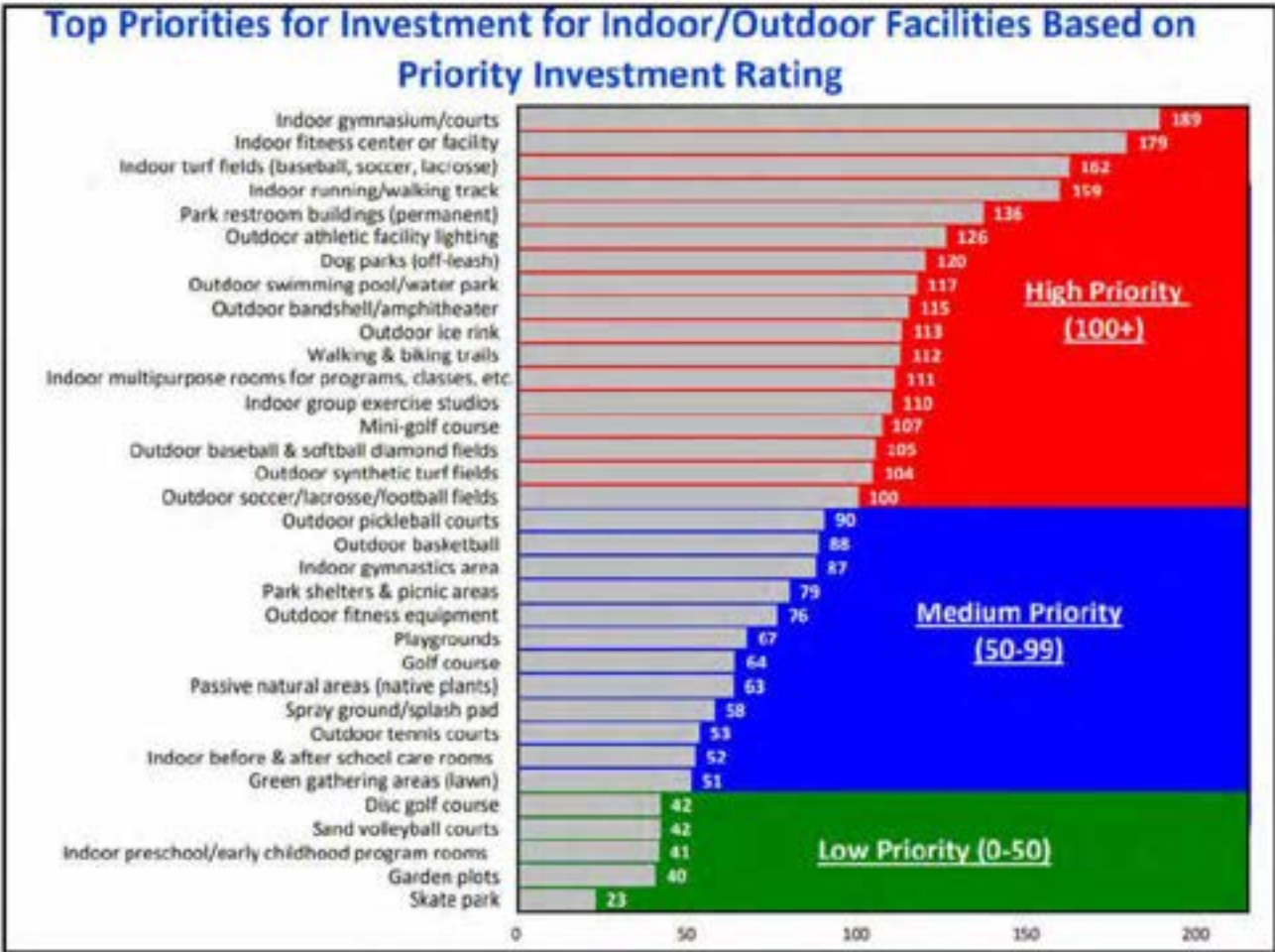


Priorities for Facility Investments: The **Priority Investment Rating (PIR)** was developed by ETC Institute to provide organizations with an objective tool for evaluating the priority that should be placed on recreation and parks investments. The Priority Investment Rating (PIR) equally weighs (1) the importance that residents place on facilities and (2) how many residents have unmet needs for the facility. [Details regarding the methodology for this analysis are provided in Section 3 of this report.]

Based the Priority Investment Rating (PIR), the following facilities were rated as high priorities for investment:

- Indoor gymnasium/courts (PIR= 189)
- Indoor fitness center or facility (PIR= 179)
- Indoor turf fields (baseball, soccer, lacrosse) (PIR= 162)
- Indoor running/walking track (PIR=159)
- Park restroom buildings (permanent) (PIR= 136)
- Outdoor athletic facility lighting (PIR= 126)
- Dog parks (off-leash) (PIR= 120)
- Outdoor swimming pool/water park (PIR= 117)
- Outdoor bandshell/amphitheater (PIR= 115)
- Outdoor ice rink (PIR= 113)
- Walking & biking trails (PIR= 112)
- Indoor multipurpose rooms for programs, classes, etc. (PIR= 111)
- Indoor group exercise studios (PIR= 110)
- Mini-golf course (PIR= 107)
- Outdoor baseball & softball diamond fields (PIR= 105)
- Outdoor synthetic turf fields (PIR= 104)
- Outdoor soccer/lacrosse/football fields (PIR= 100)

The chart on the following page shows the Priority Investment Rating for each of the 34 facilities assessed on the survey



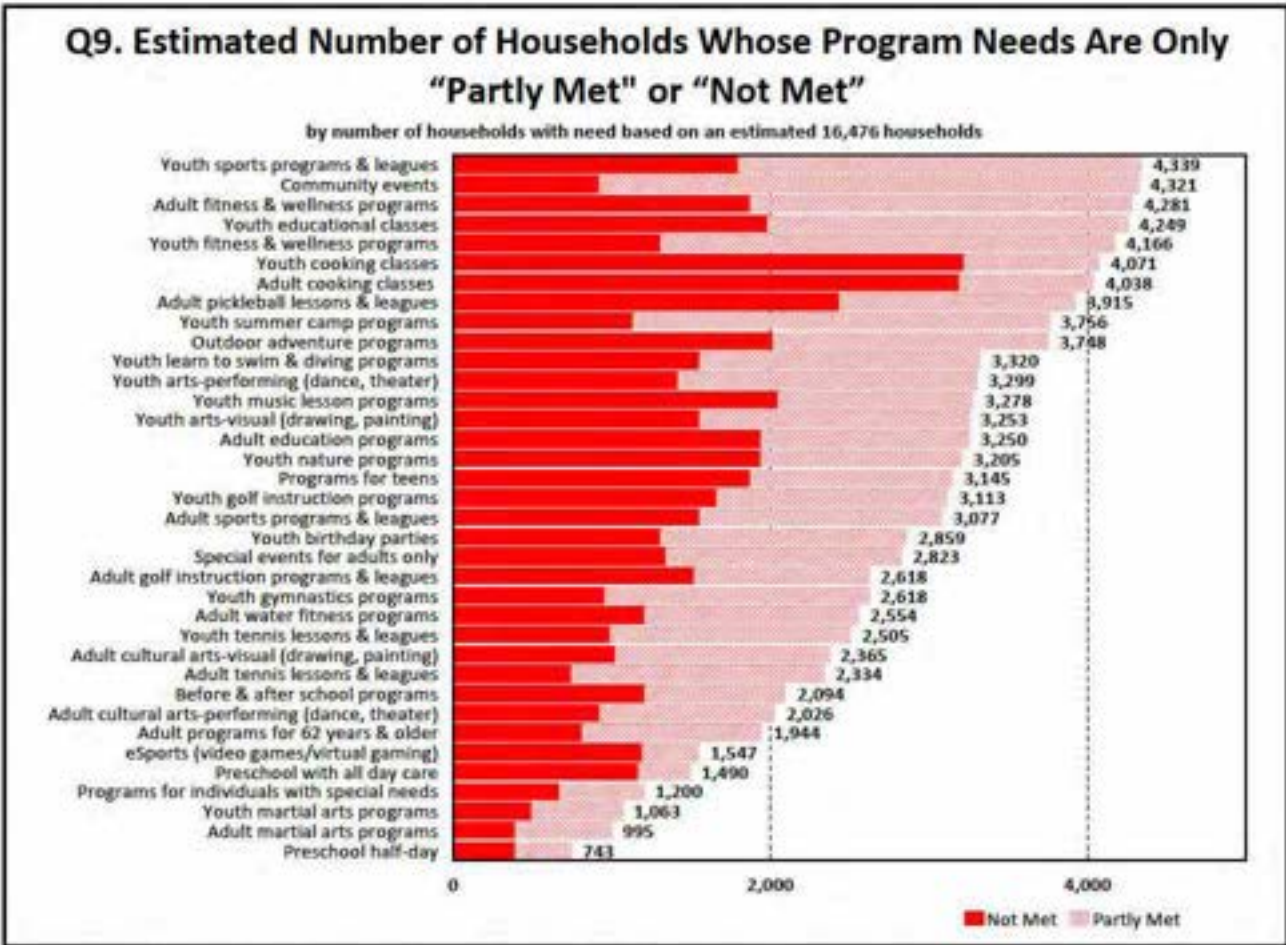
Parks and Recreation Program Needs and Priorities

Program Needs: Respondents were asked to identify if their household had a need for 36 programs and to rate how well their needs for each were currently being met. Based on this analysis, ETC Institute was able to estimate the number of households in the community that had the greatest “unmet” need for various programs.

The three parks and recreation programs with the highest percentage of households that have an unmet need:

1. Youth sports programs & leagues – 4,339 households
2. Community events – 4,321 households
3. Adult fitness & wellness programs – 4,281 households

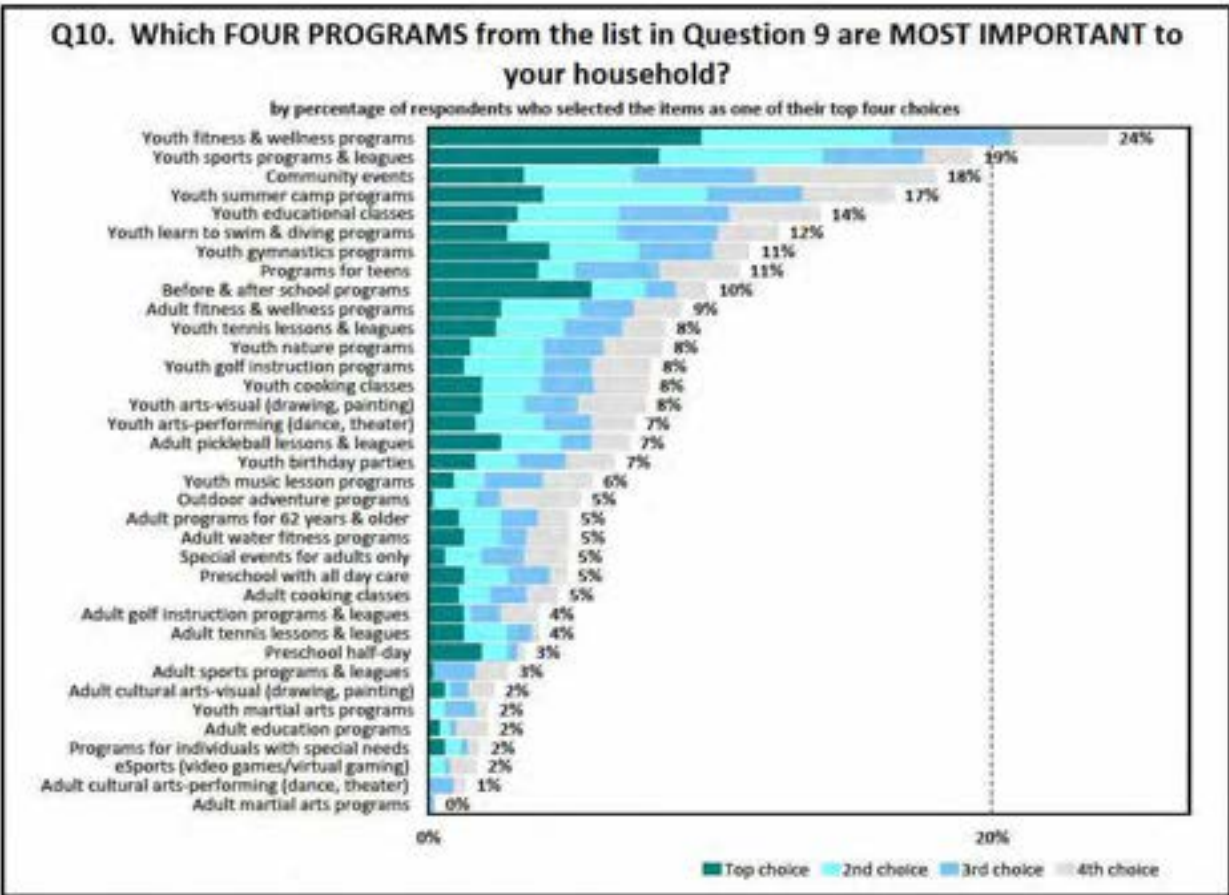
The estimated number of households that have unmet needs for each of the 36 programs assessed is shown in the chart on the following page.



Program Importance: In addition to assessing the needs for each program, ETC Institute also assessed the importance that residents placed on each item. Based on the sum of respondents' top four choices, these were the four programs ranked most important to residents:

1. Youth fitness & wellness programs (24%)
2. Youth sports programs & leagues (19%)
3. Community events (18%)
4. Youth summer camp programs (17%)

The percentage of residents who selected each program as one of their top four choices is shown in the chart on the following page.



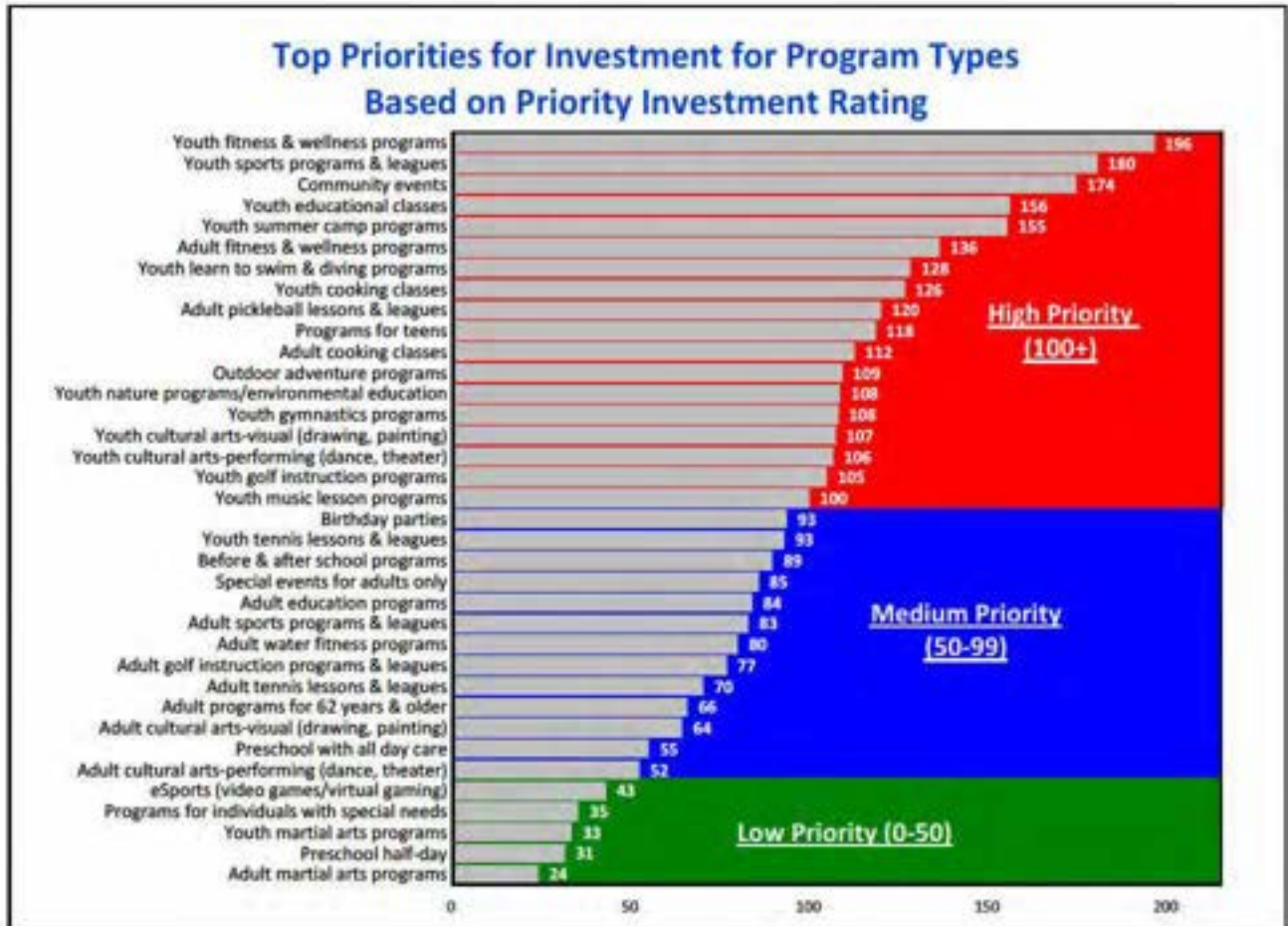
Priorities for Program Investments: The **Priority Investment Rating (PIR)** was developed by ETC Institute to provide organizations with an objective tool for evaluating the priority that should be placed on recreation and parks investments. The Priority Investment Rating (PIR) equally weighs (1) the importance that residents place on programs and (2) how many residents have unmet needs for programs. [Details regarding the methodology for this analysis are provided in Section 3 of this report.]

Based the Priority Investment Rating (PIR), the following programs were rated as high priorities for investment:

- Youth fitness & wellness programs (PIR= 196)
- Youth sports programs & leagues (PIR= 180)
- Community events (PIR= 174)
- Youth educational classes (PIR=156)
- Youth summer camp programs (PIR= 155)
- Adult fitness & wellness programs (PIR= 136)
- Youth learn to swim & dive programs (PIR= 128)
- Youth cooking classes (PIR= 126)
- Adult pickleball lessons & leagues (PIR= 120)
- Programs for teens (PIR= 118)
- Adult cooking classes (PIR= 112)
- Outdoor adventure programs (PIR= 109)
- Youth nature programs/environmental education (PIR= 108)
- Youth gymnastics programs (PIR= 108)
- Youth cultural arts-visual (drawing, painting) (PIR= 107)

- Youth cultural arts-performing (dance, theatre) (PIR= 106)
- Youth golf instruction programs (PIR= 105)
- Youth music lesson programs (PIR= 100)

The chart below shows the Priority Investment Rating for each of the 36 program types assessed on the survey



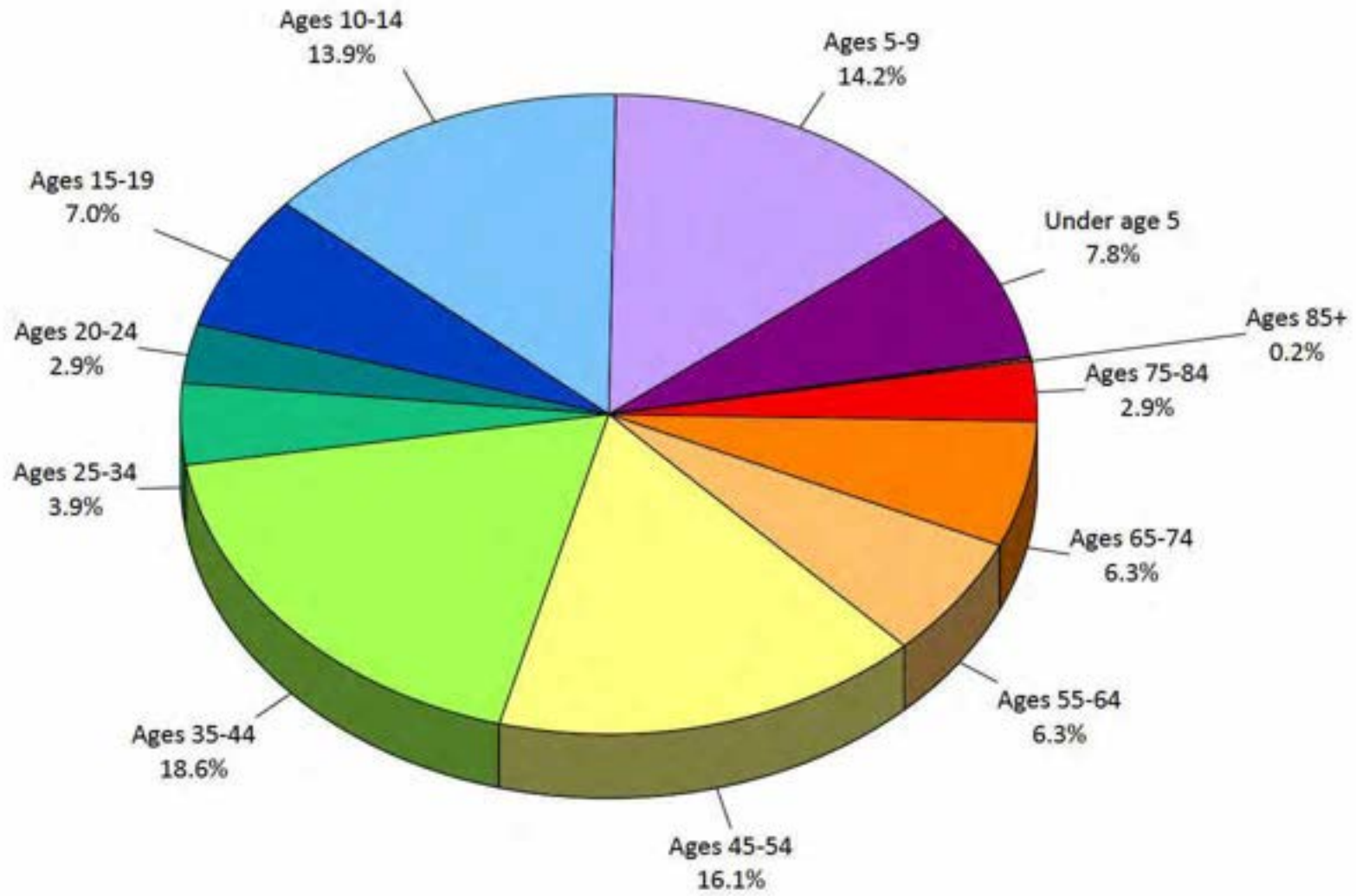


1

Charts and Graphs

Q1. Please keep ALL members of your household in mind while completing this survey. Counting yourself, how many people in your household are...

by percentage of persons in household

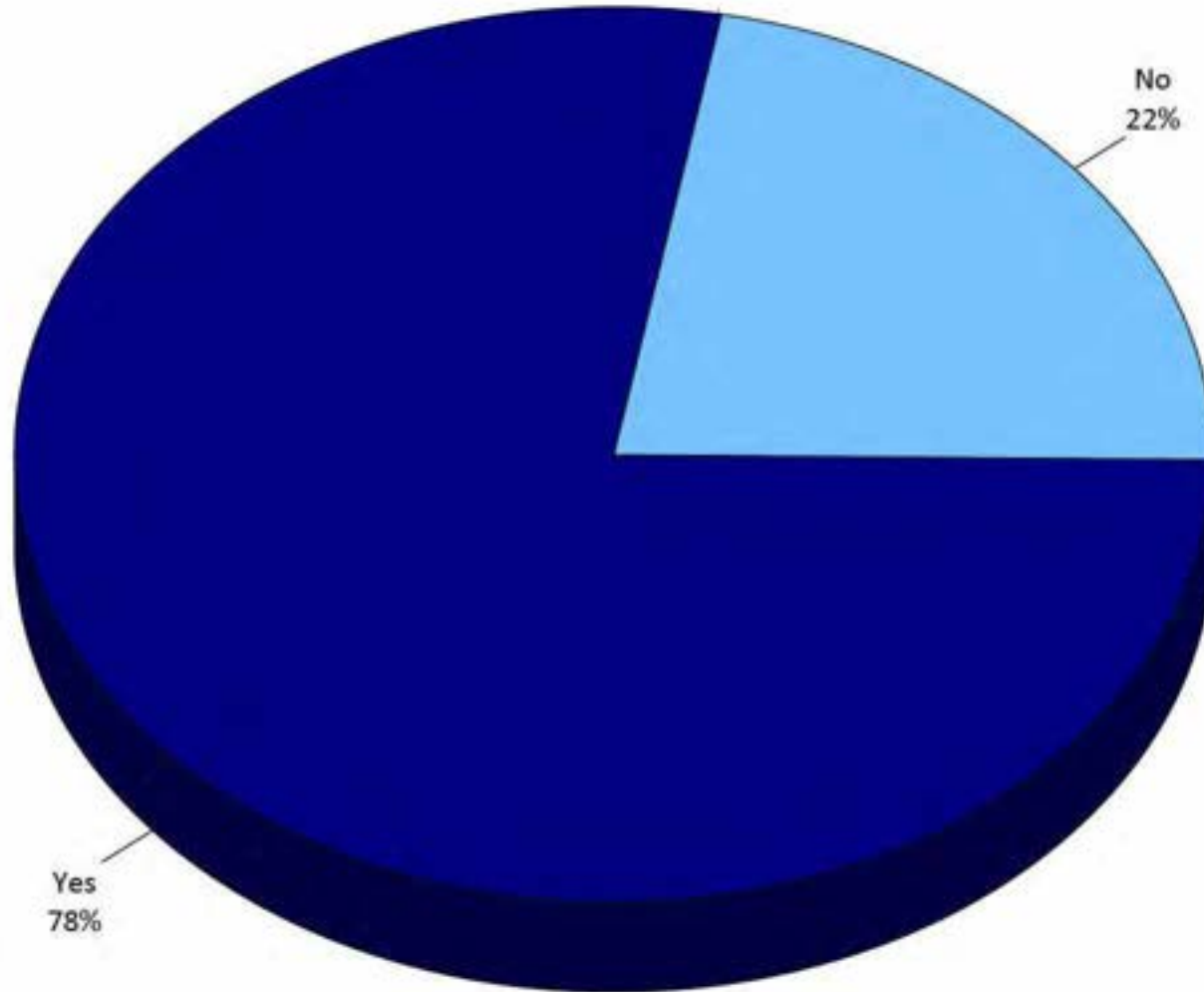


E

COMMUNITY NEEDS SURVEY RESULTS

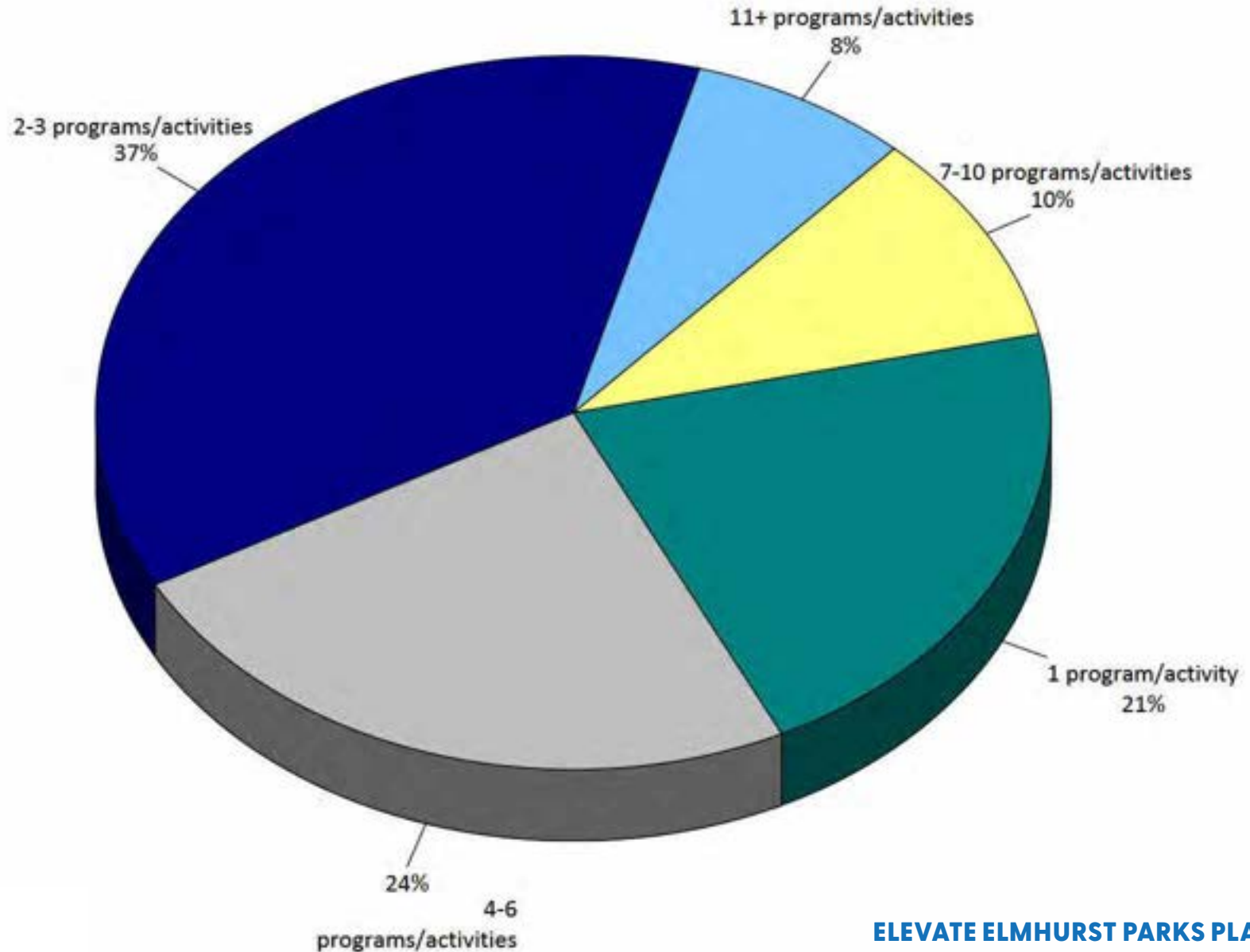
Q2. Have you or other members of your household participated in any recreation programs offered by the Elmhurst Park District during the past 12 months?

by percentage of respondents (excluding "not provided")



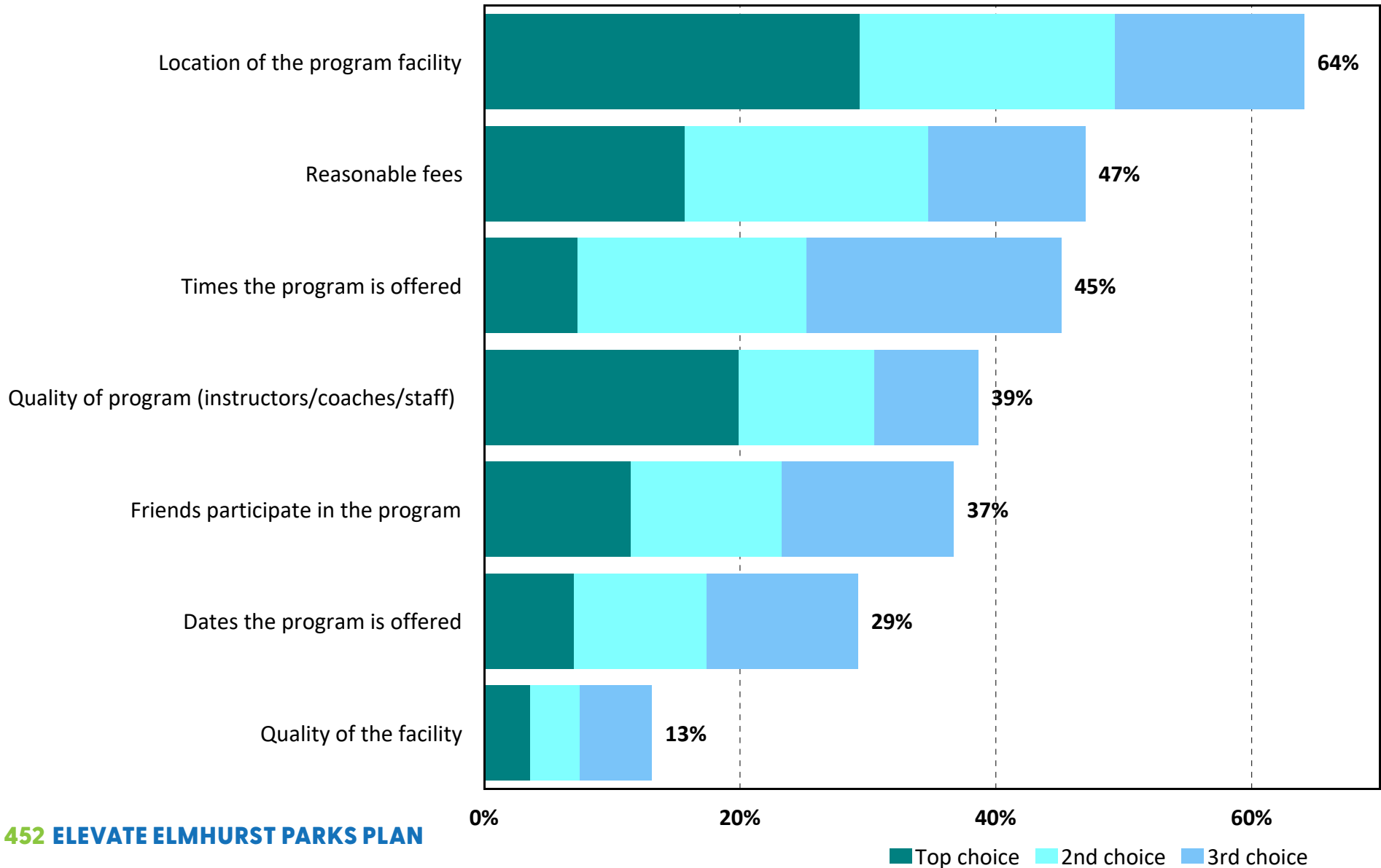
Q2a. How many different recreation programs or activities offered by the Elmhurst Park District has your household participated in during the past 12 months?

by percentage of respondents (excluding "not provided")



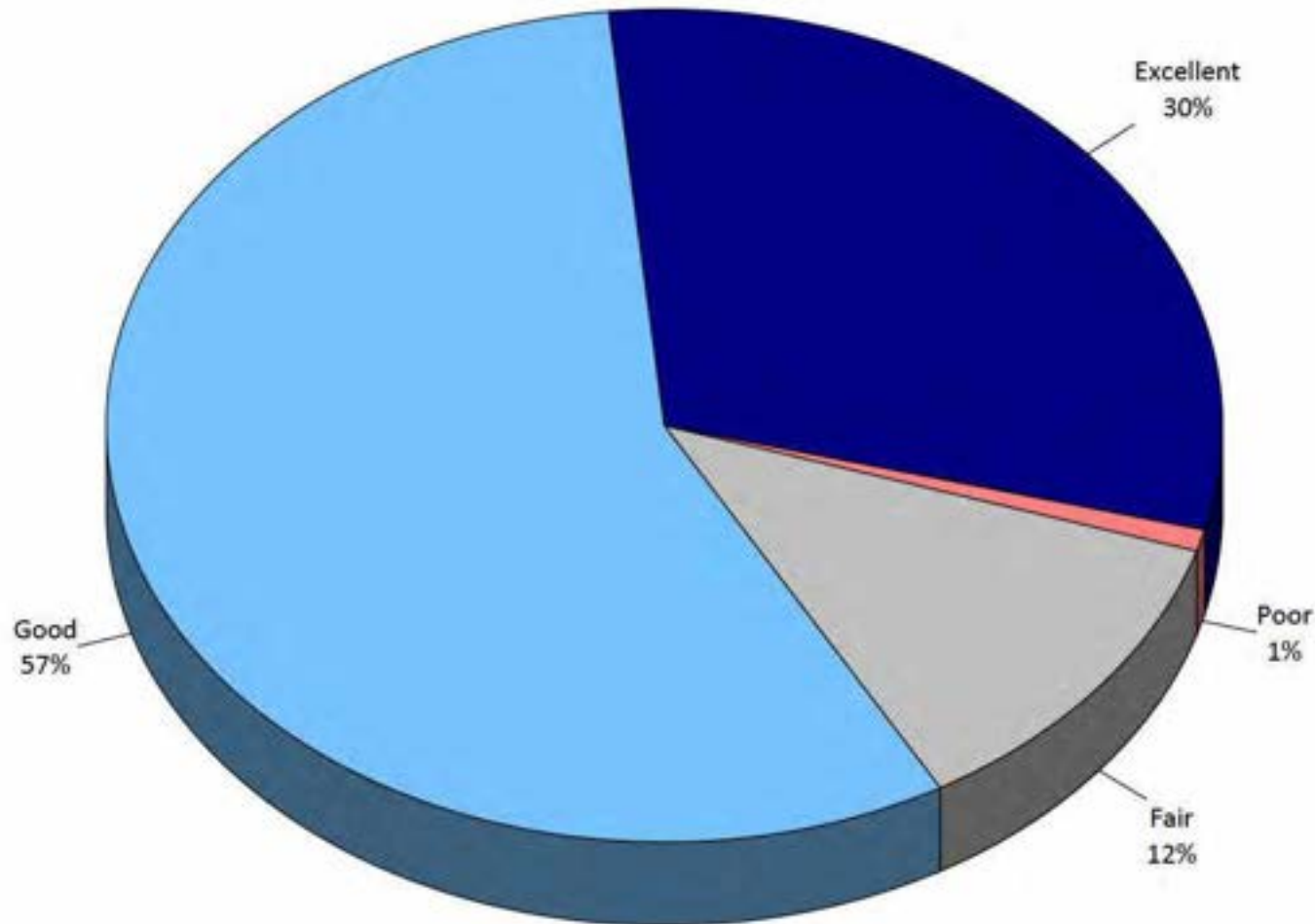
Q2b. Which THREE of the items below are the primary reasons why your HOUSEHOLD has participated in recreation programs or activities offered by the Elmhurst Park District?

by percentage of respondents who selected the items as one of their top three choices



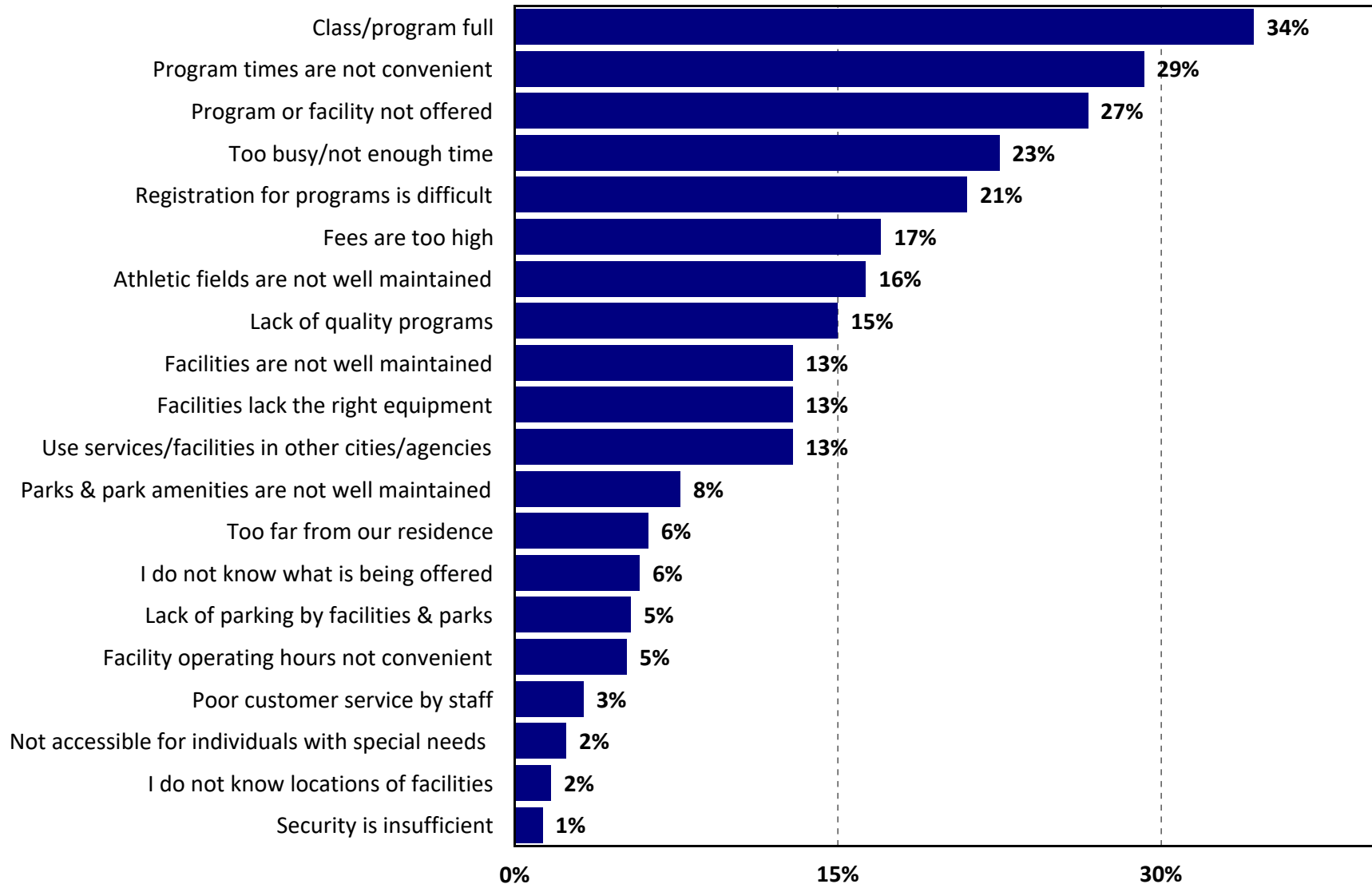
Q2c. Overall, how would you rate the quality of recreation programs or activities you or members of your household have participated in during the past 12 months?

by percentage of respondents (excluding "not provided")



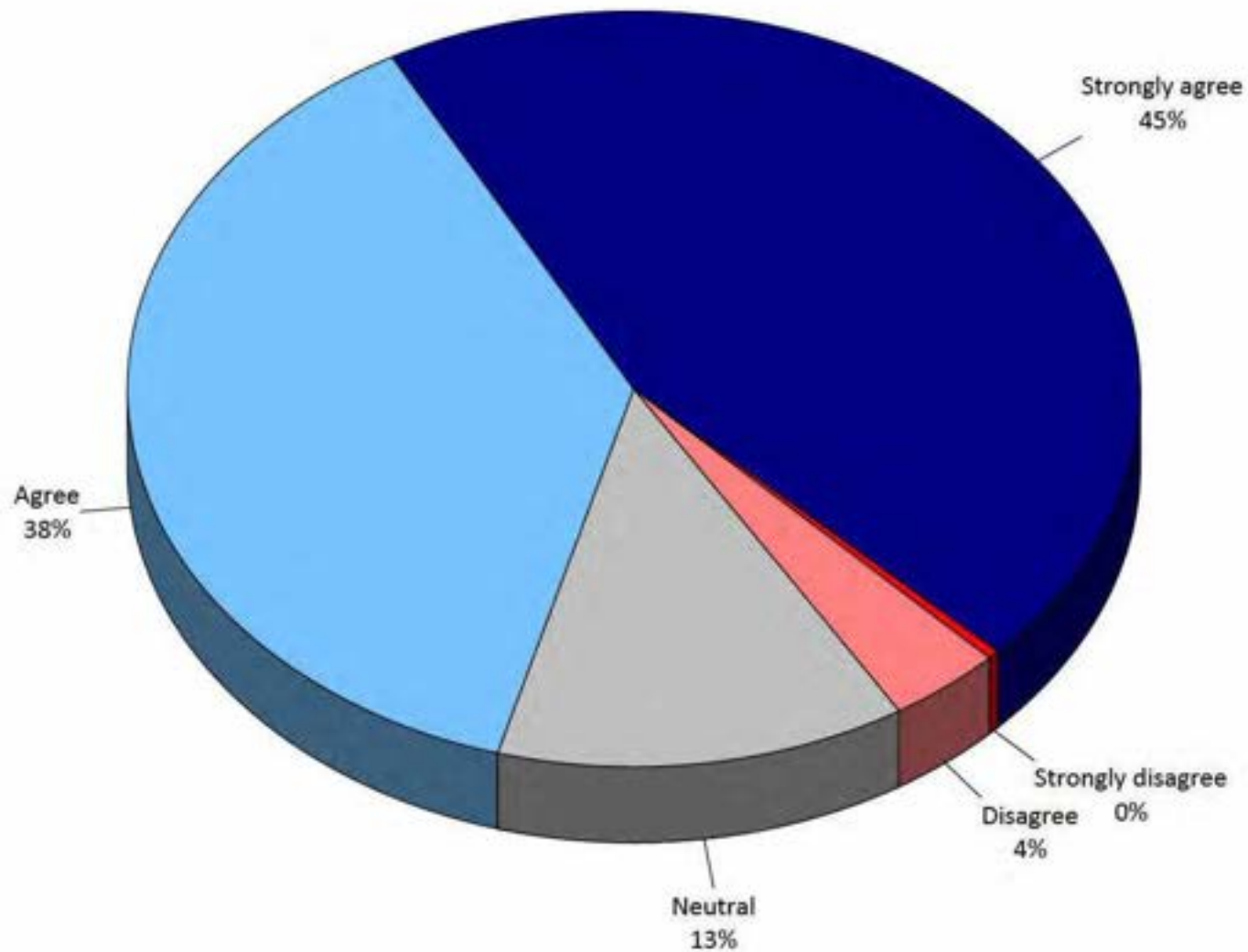
Q3. Please CHECK ALL of the reasons that prevent YOU or other members of your HOUSEHOLD from using parks, recreation and sports facilities, or programs of the Elmhurst Park District more often.

by percentage of respondents (multiple selections could be made)



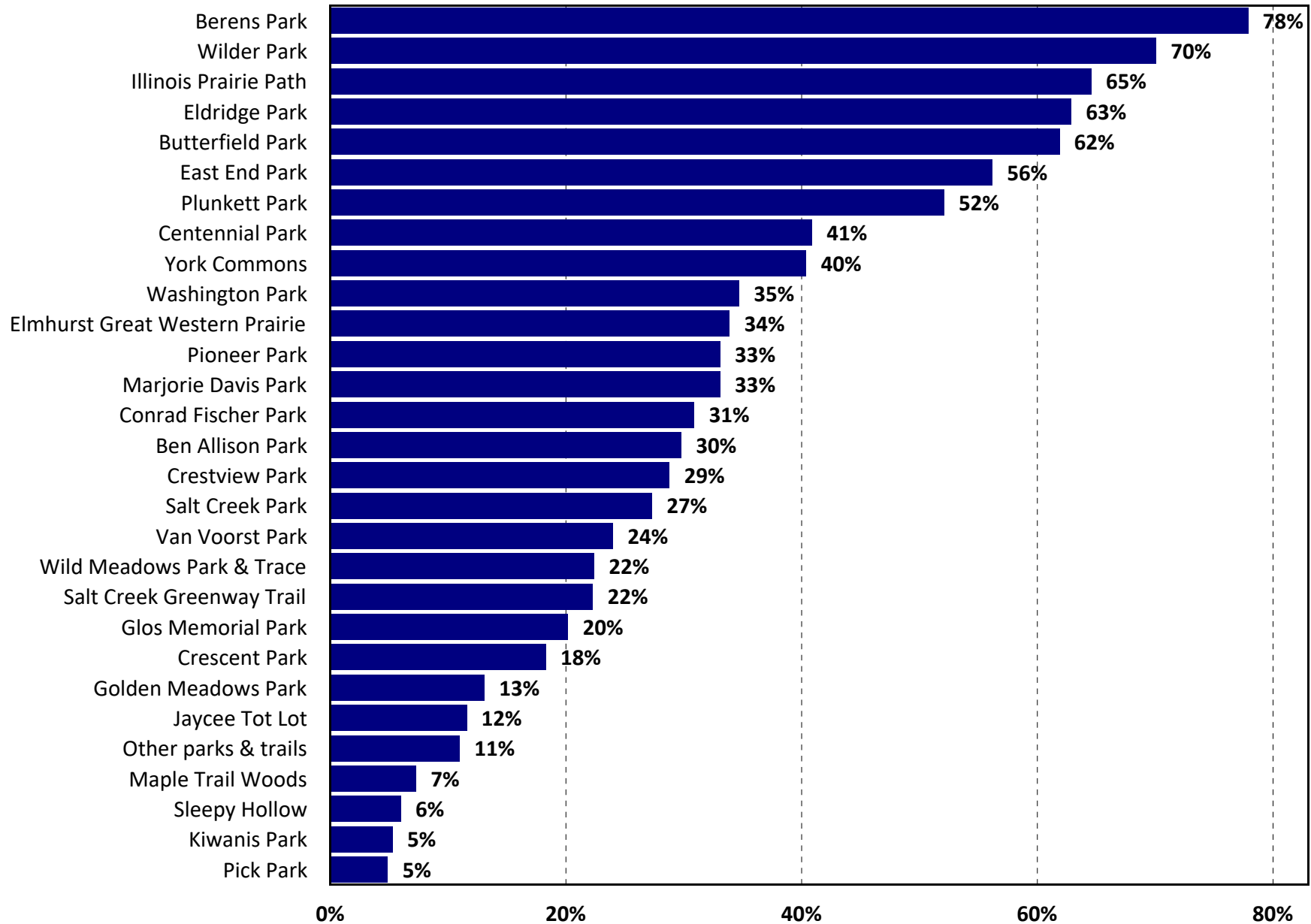
Q4. Please rate your level of agreement with the following statement: I feel welcome and included at the Elmhurst Park District.

by percentage of respondents (excluding "don't know")



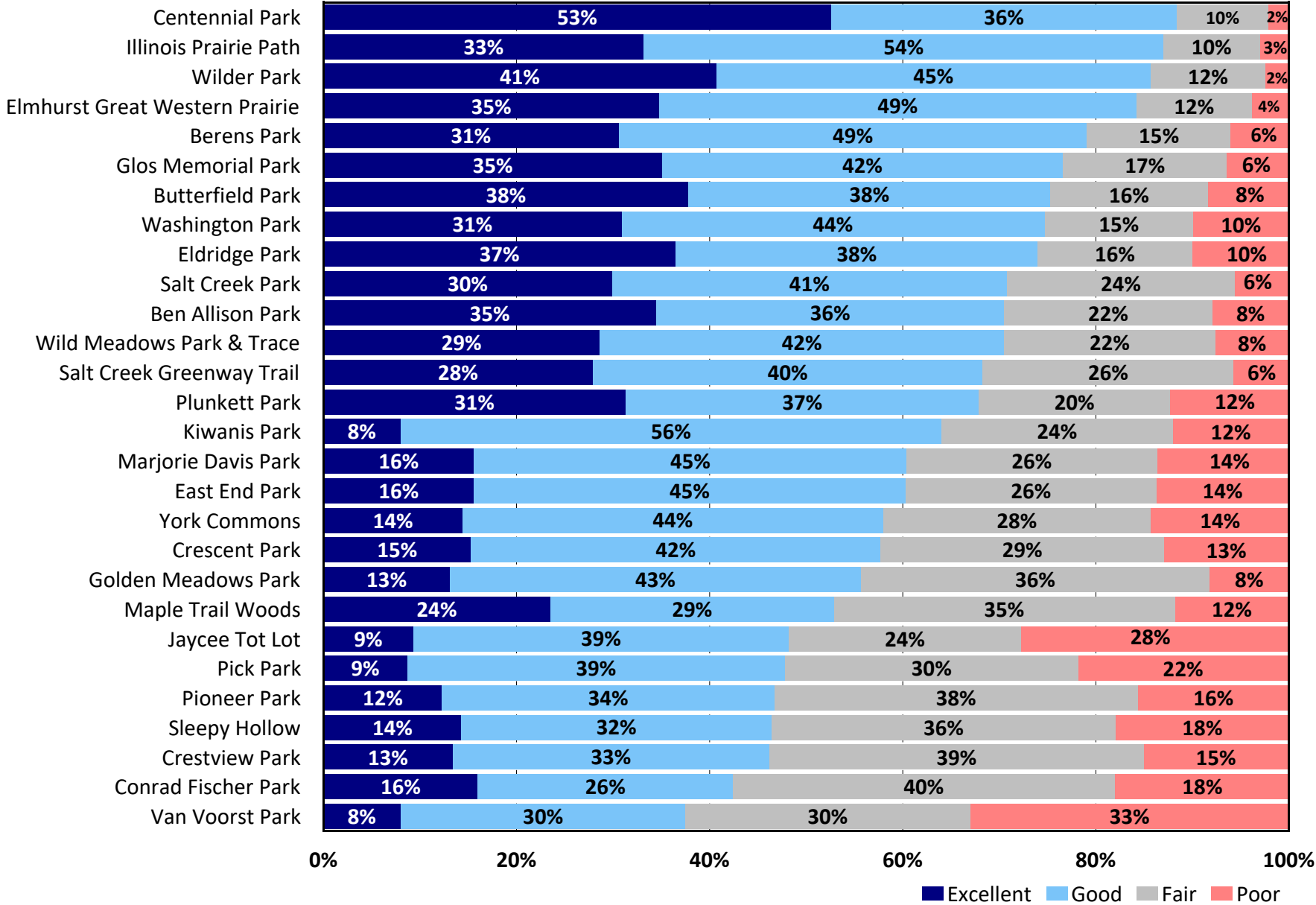
Q5. Usage of Parks and Trails

by percentage of respondents who provided a rating for a park or trail



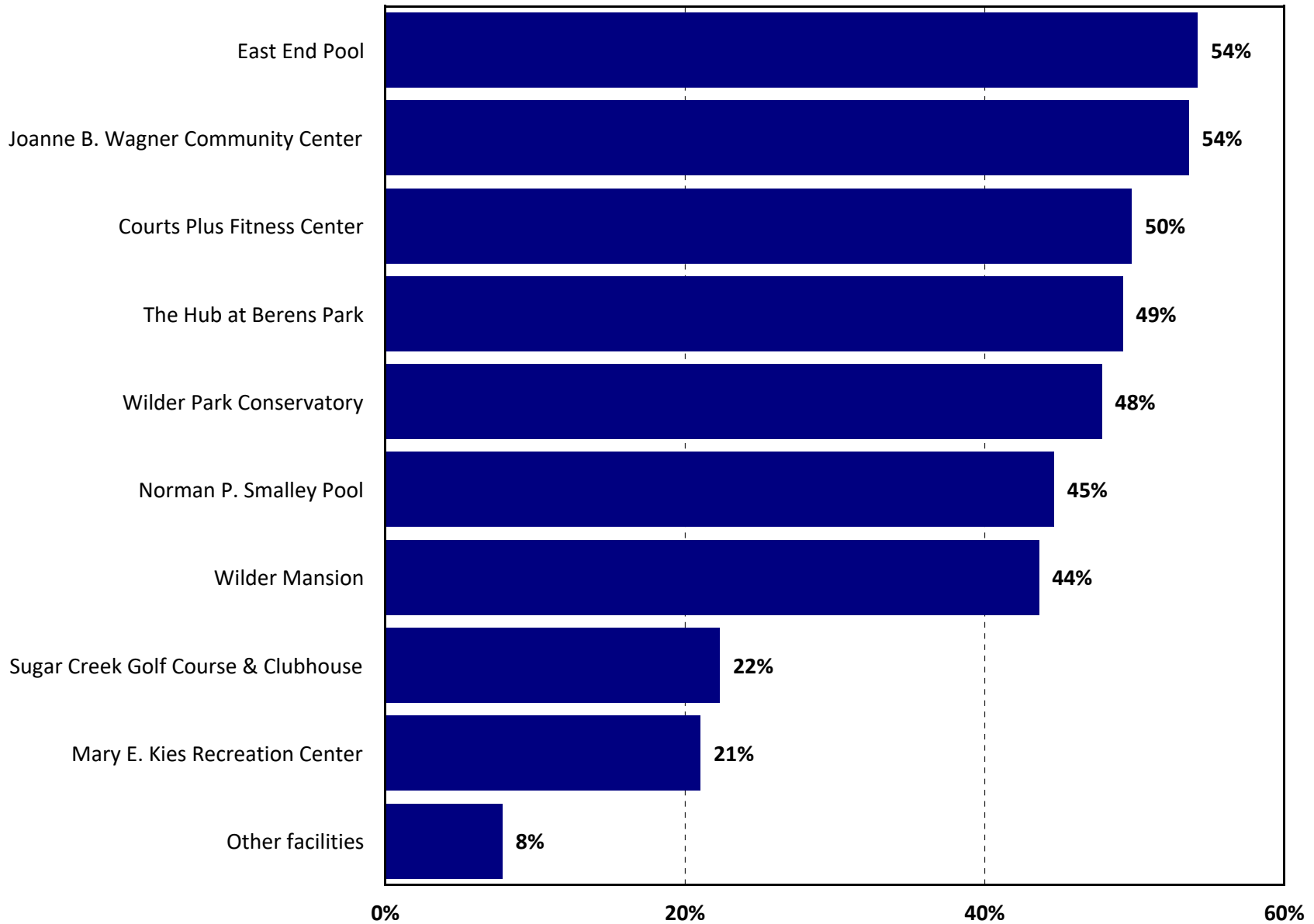
Q5. Overall Condition of Parks and Trails

by percentage of respondents (excluding "not applicable")



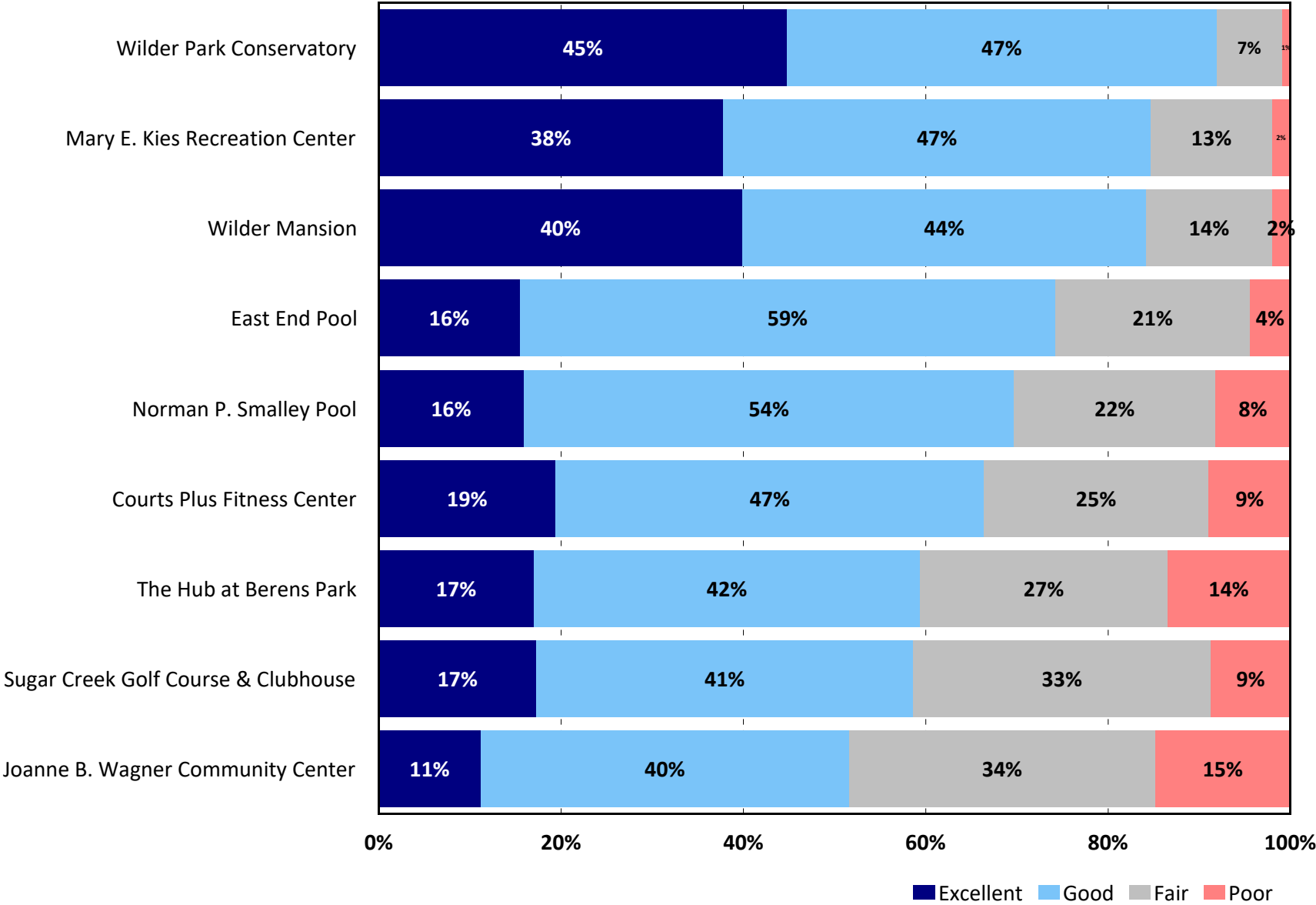
Q5. Usage of Facilities

by percentage of respondents who provided a rating for a park, trail, and facility



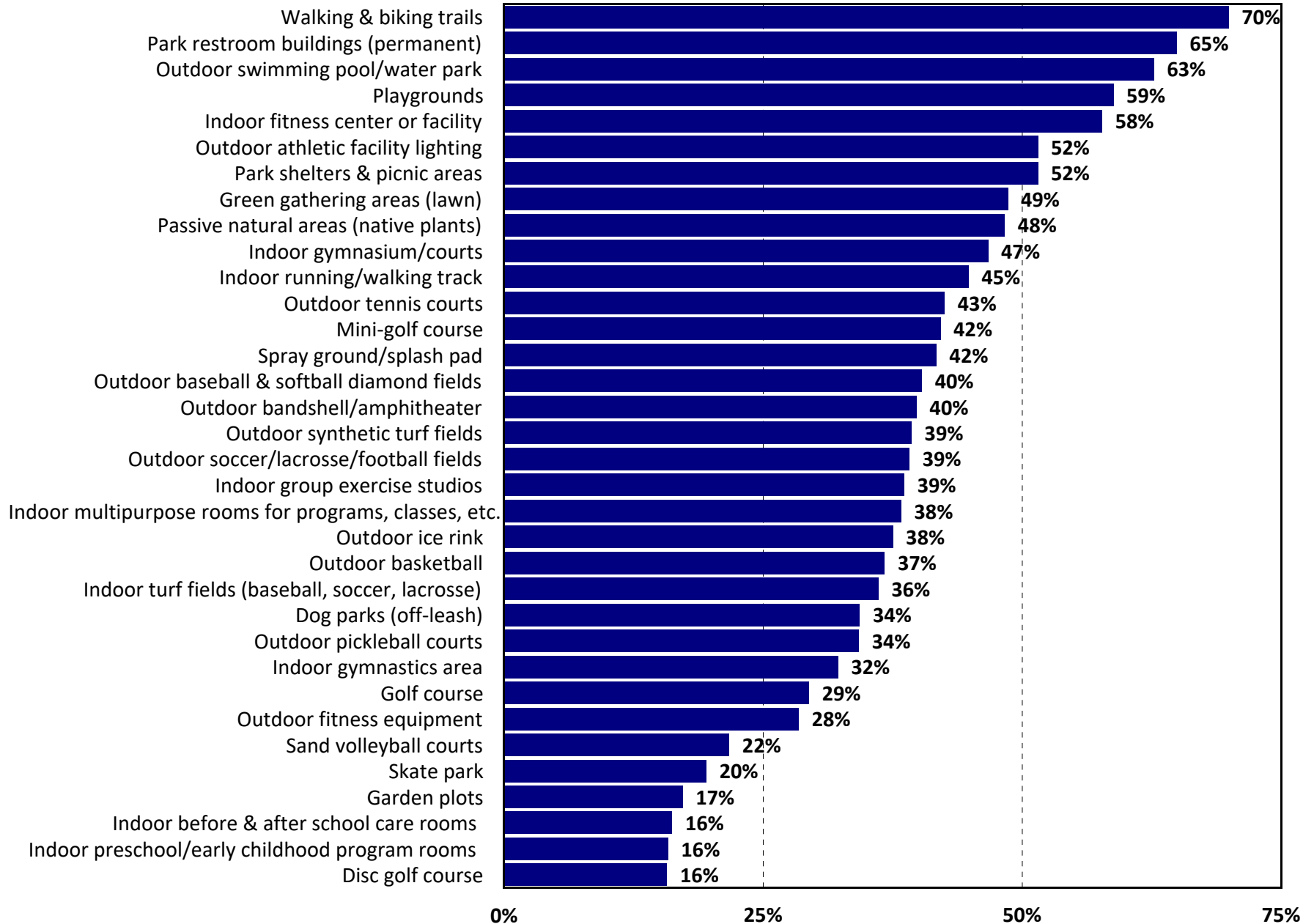
Q5. Overall Condition of Facilities

by percentage of respondents (excluding "not applicable")



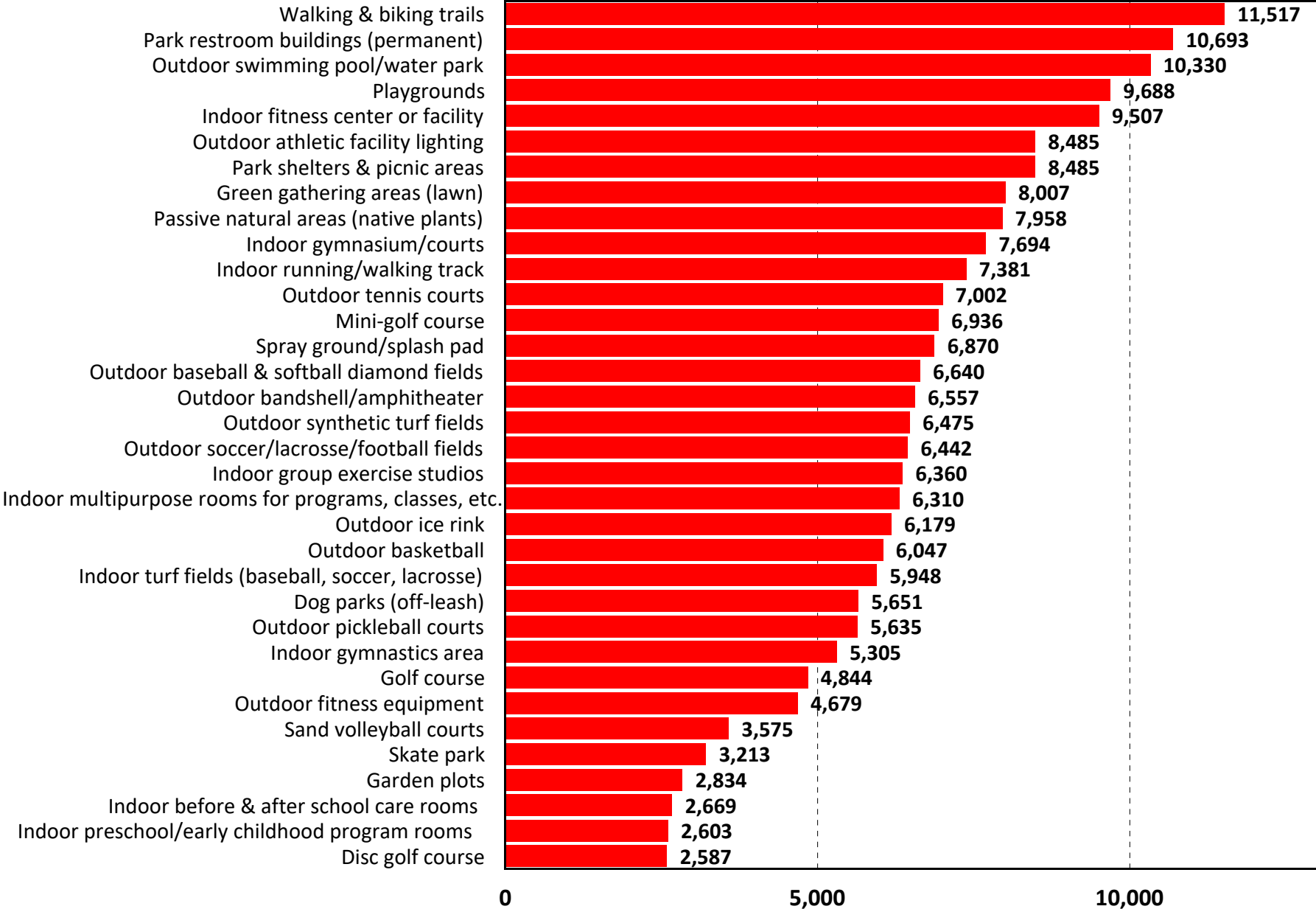
Q6. Need for Indoor/Outdoor Amenities

by percentage of respondents who indicated need



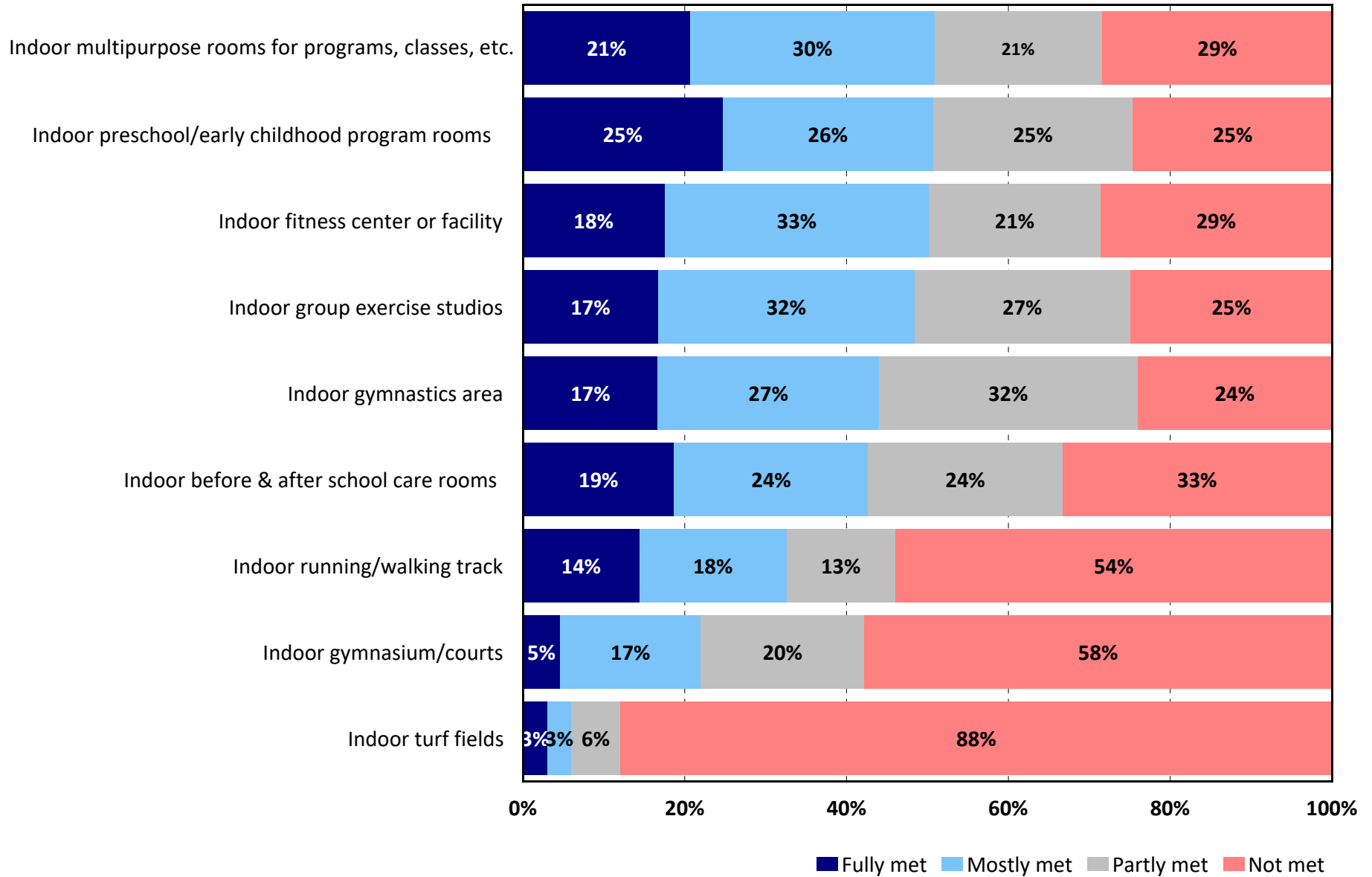
Q6. Estimated Number of Households Who Have a Need for Facilities

by number of households based on an estimated 16,476 households



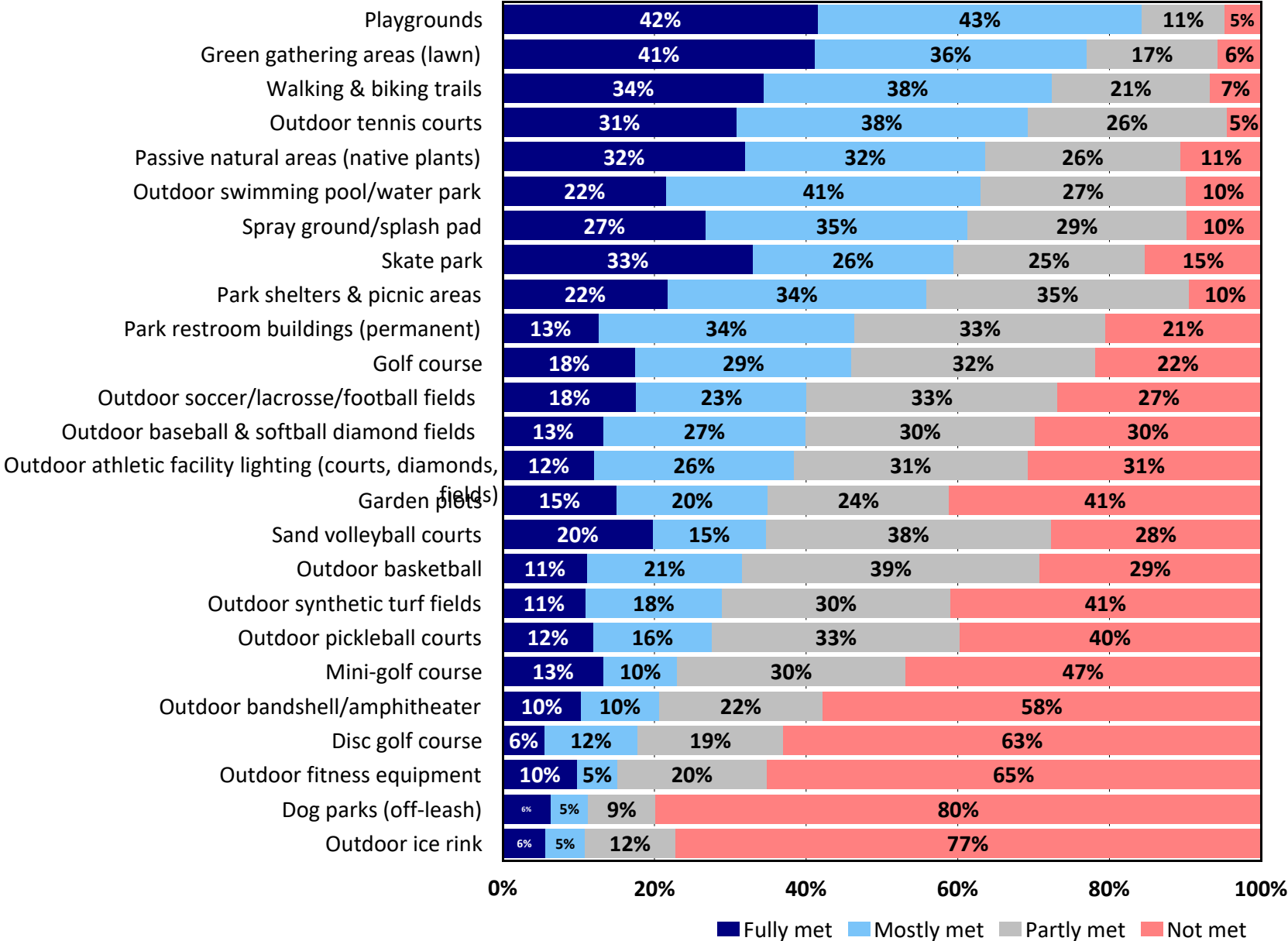
Q6. How Well Indoor Amenity Needs are Being Met

by percentage of respondents (excluding "no need")



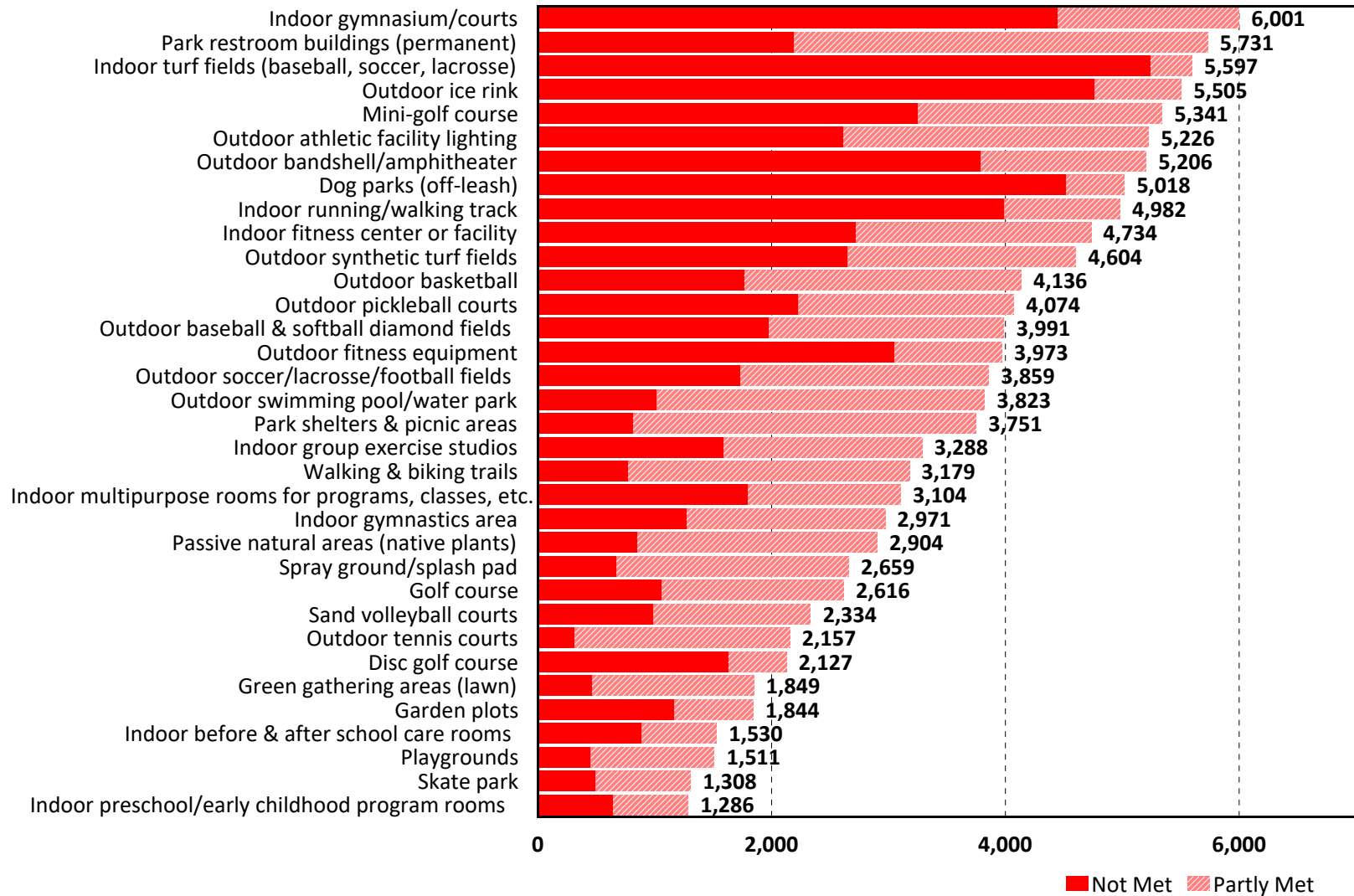
Q6. How Well Outdoor Amenity Needs Are Being Met

by percentage of respondents (excluding "no need")



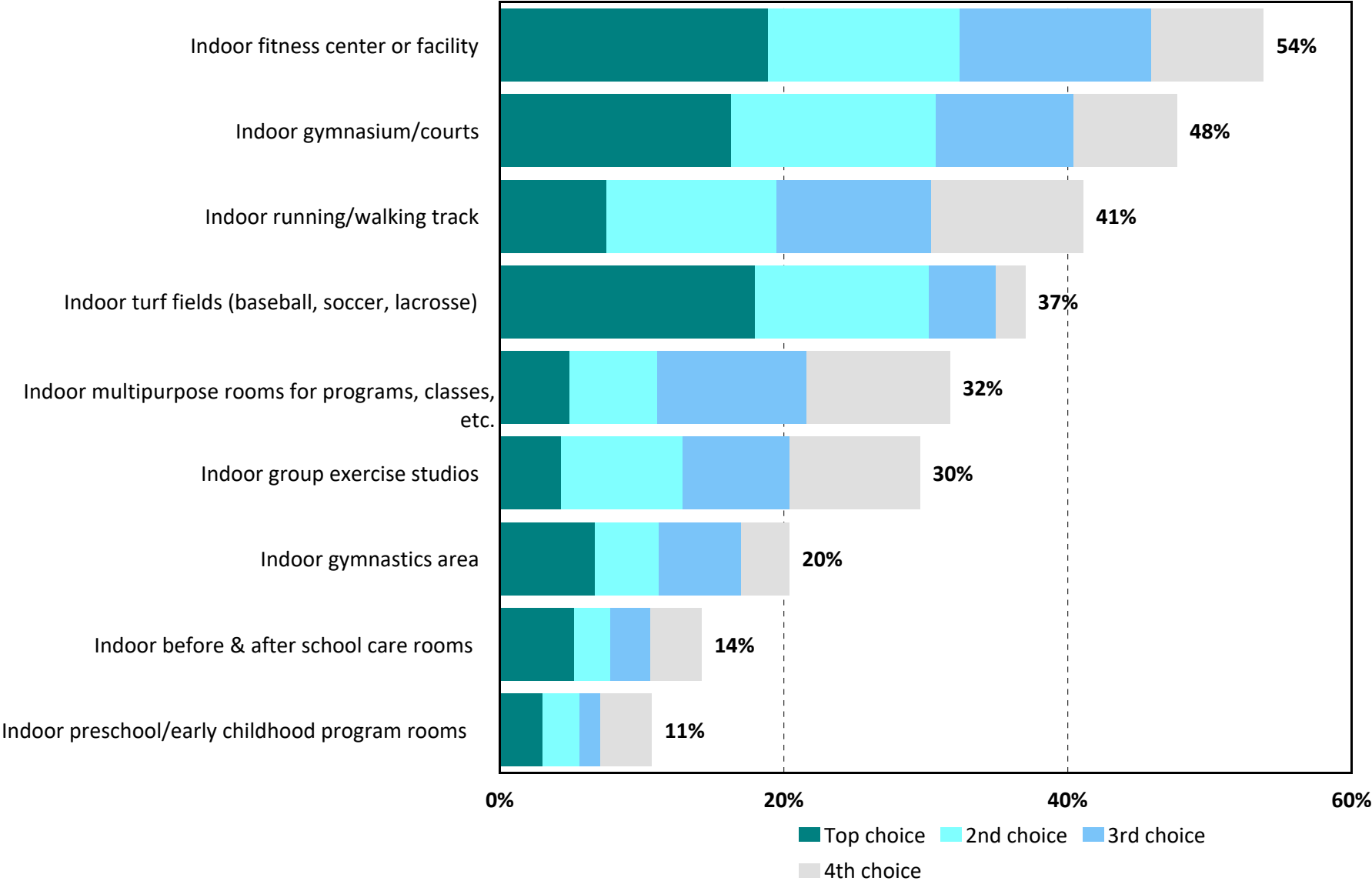
Q6. Estimated Number of Households Whose Facility/Amenity Needs Are Only "Partly Met" or "Not Met"

by number of households with need based on an estimated 16,476 households



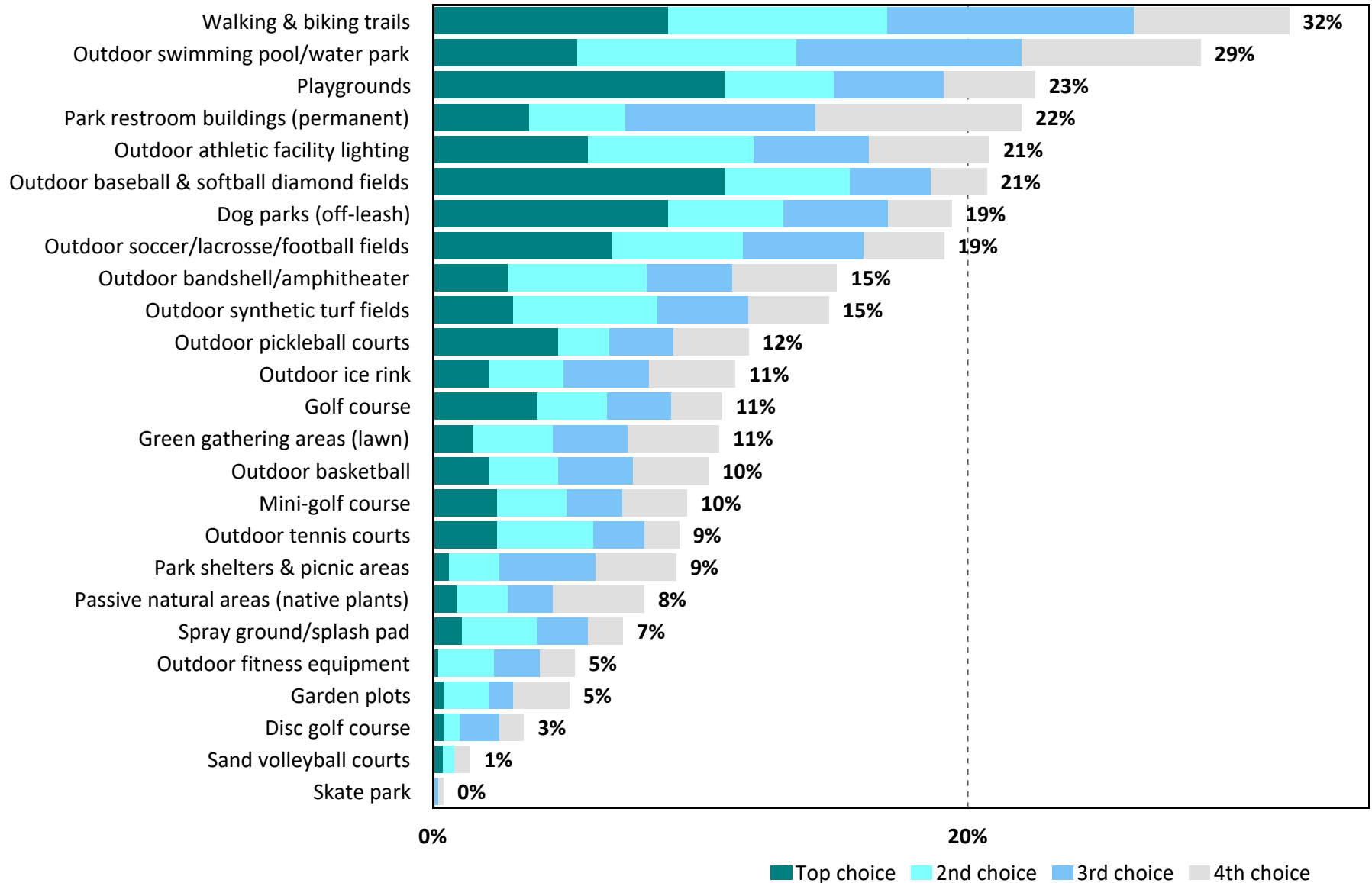
Q7. Which FOUR INDOOR amenities from the list in Question 6 are MOST IMPORTANT to your household?

by percentage of respondents who selected the items as one of their top four choices



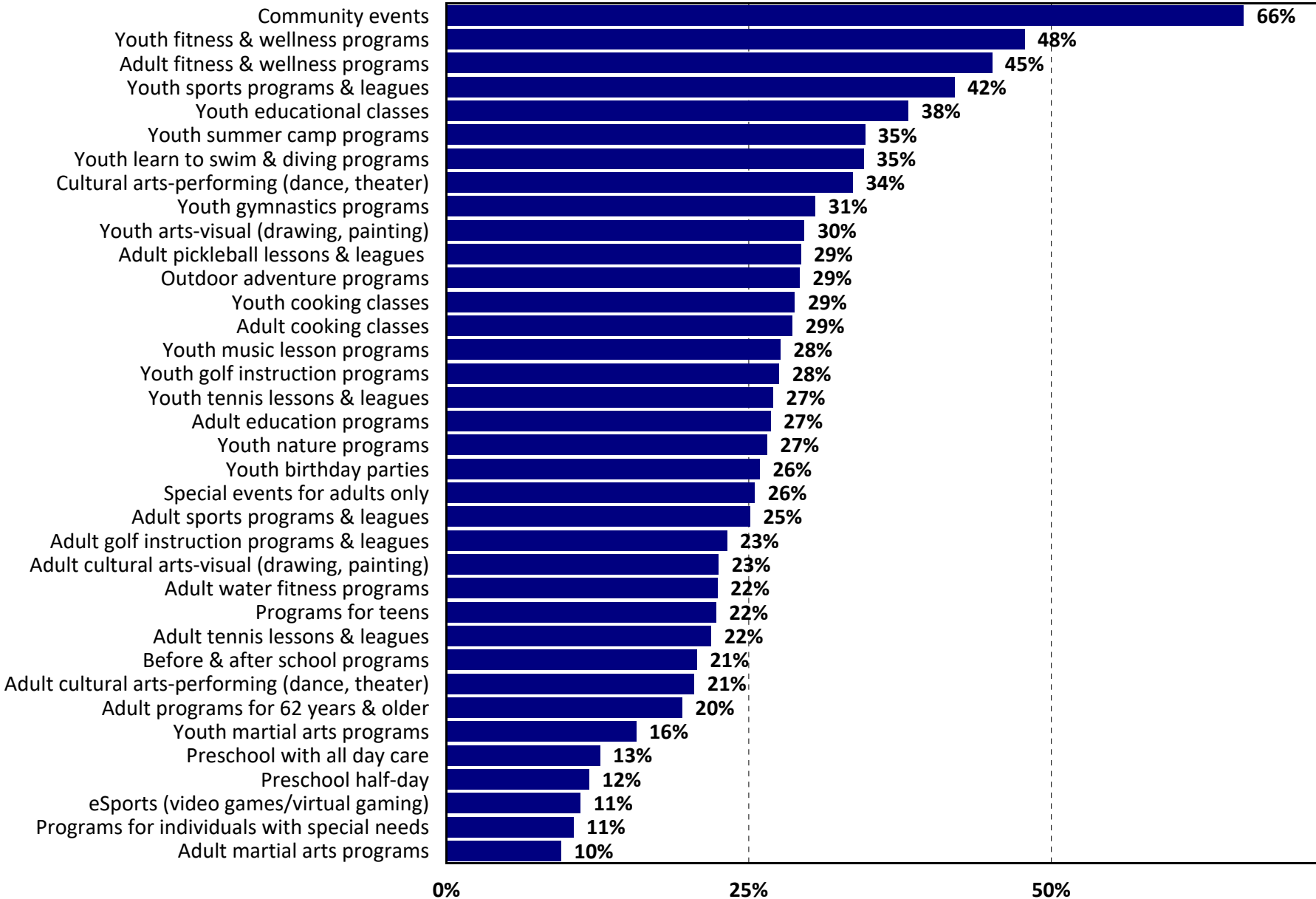
Q8. Which FOUR OUTDOOR amenities from the list in Question 6 are MOST IMPORTANT to your household?

by percentage of respondents who selected the items as one of their top four choices



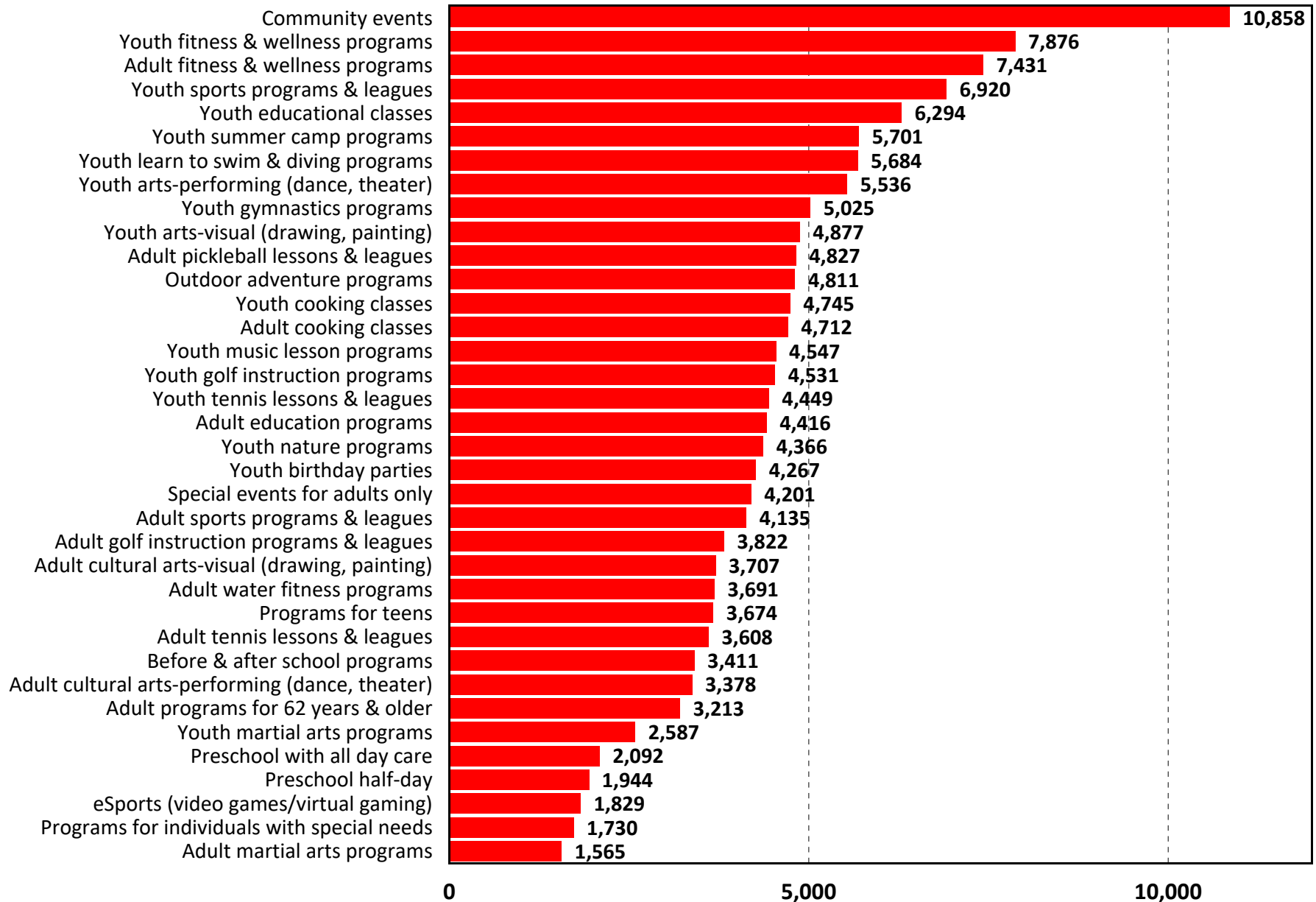
Q9. Need for Programs

by percentage of respondents who indicated need



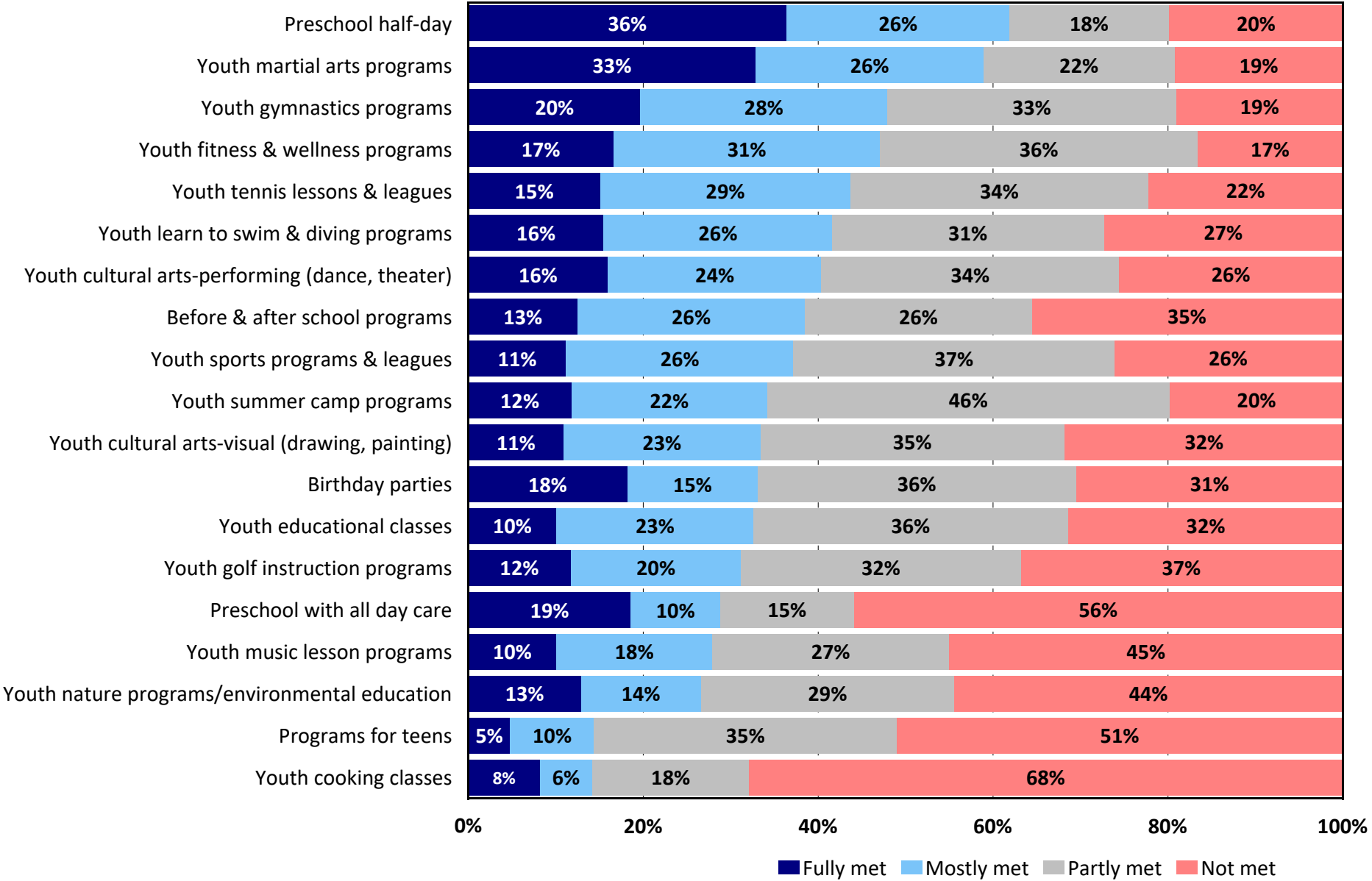
Q9. Estimated Number of Households Who Have a Need for Programs

by number of households based on an estimated 16,476 households



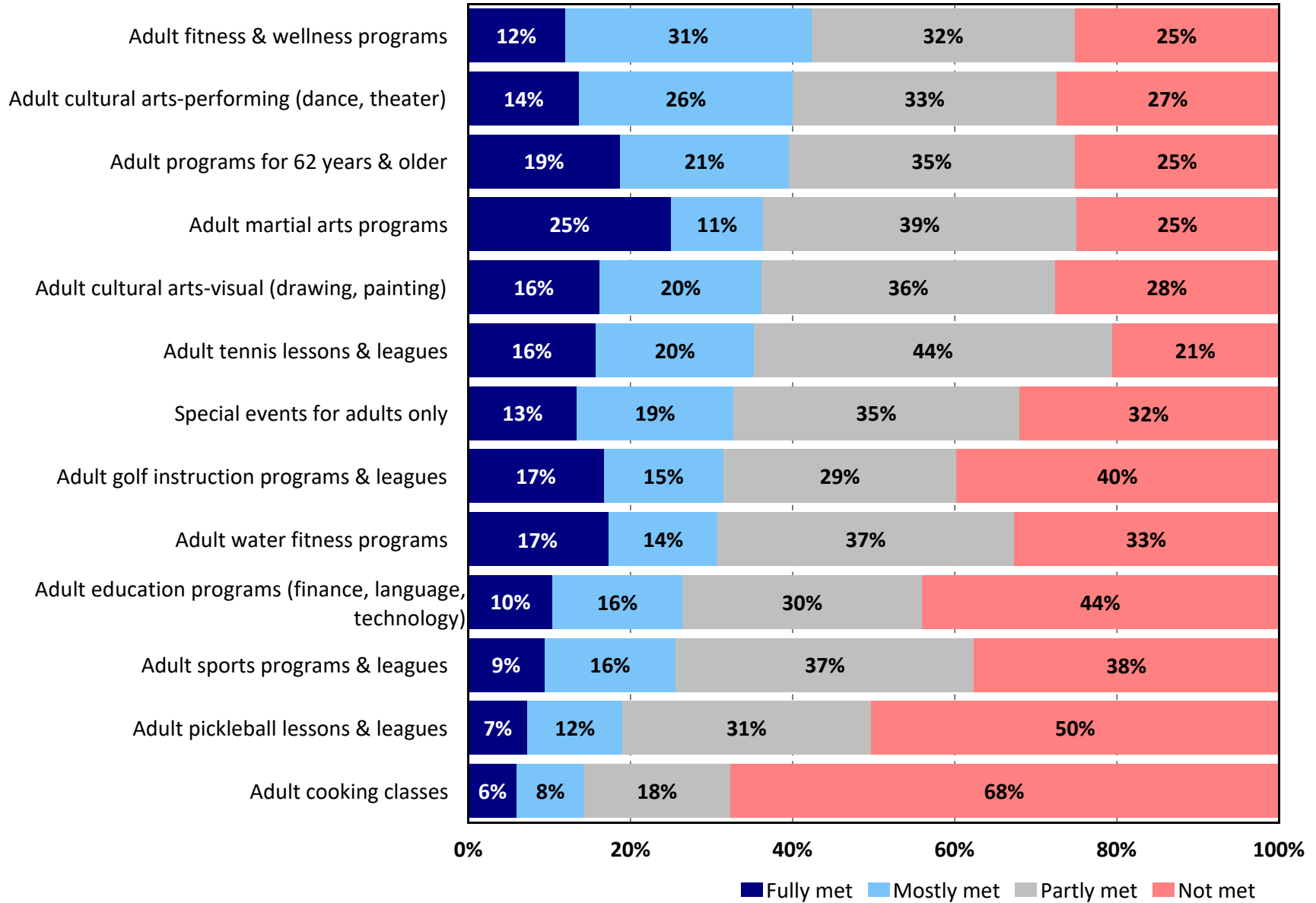
Q9. Need for Early Childhood and Youth Programs

by percentage of respondents (excluding "no need")



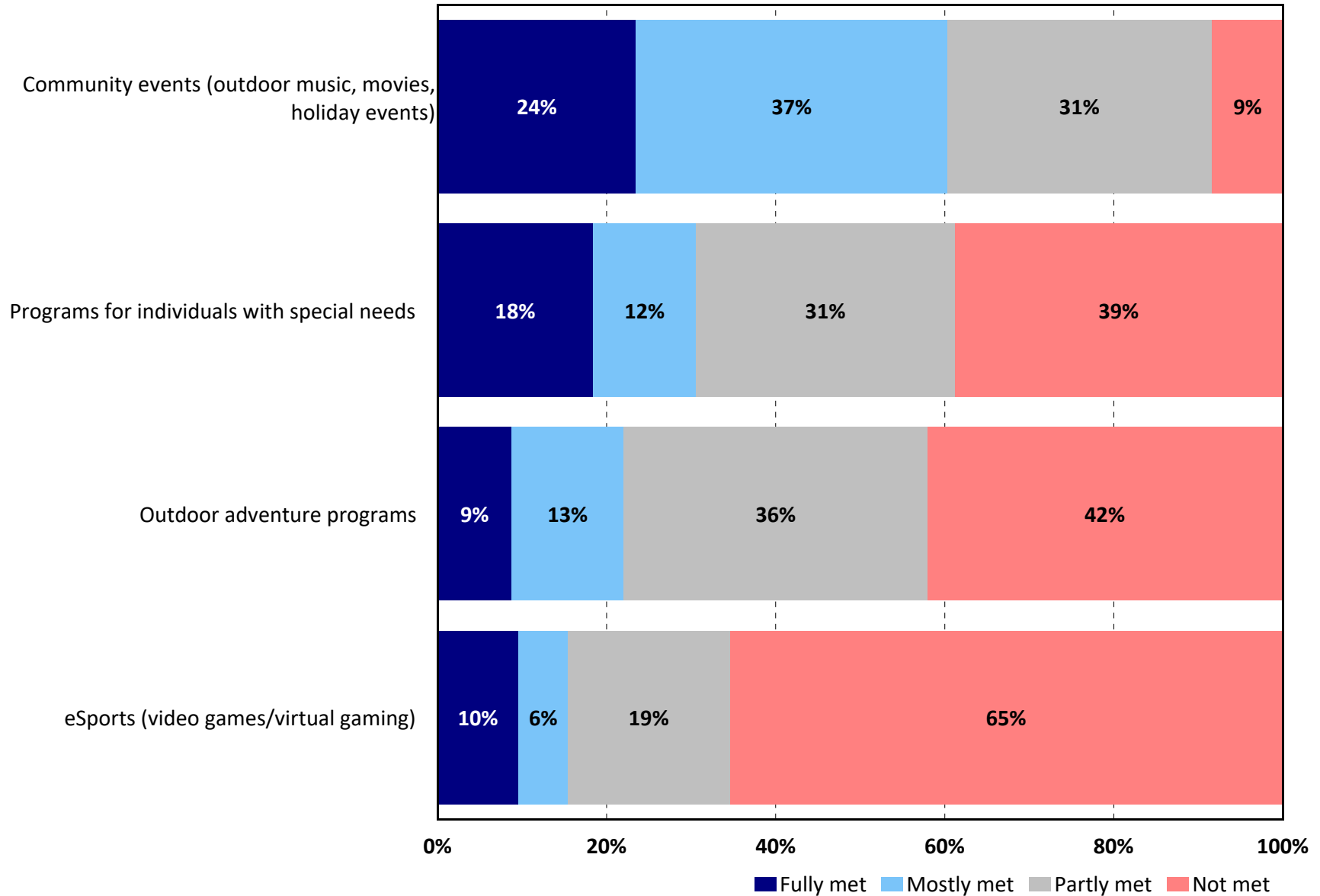
Q9. Need for Adult Programs

by percentage of respondents (excluding "no need")



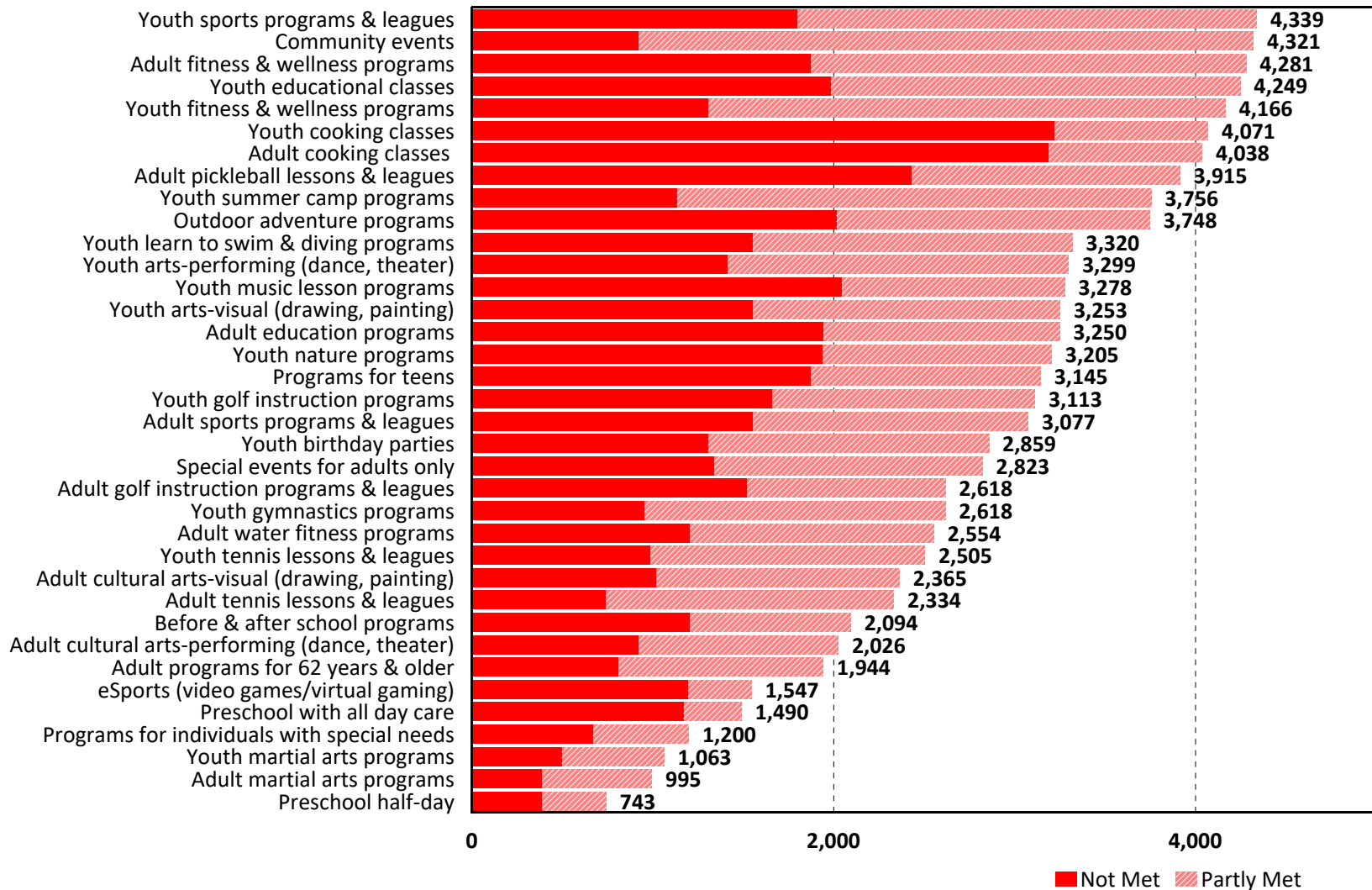
Q9. Need for All Ages Programs

by percentage of respondents (excluding "no need")



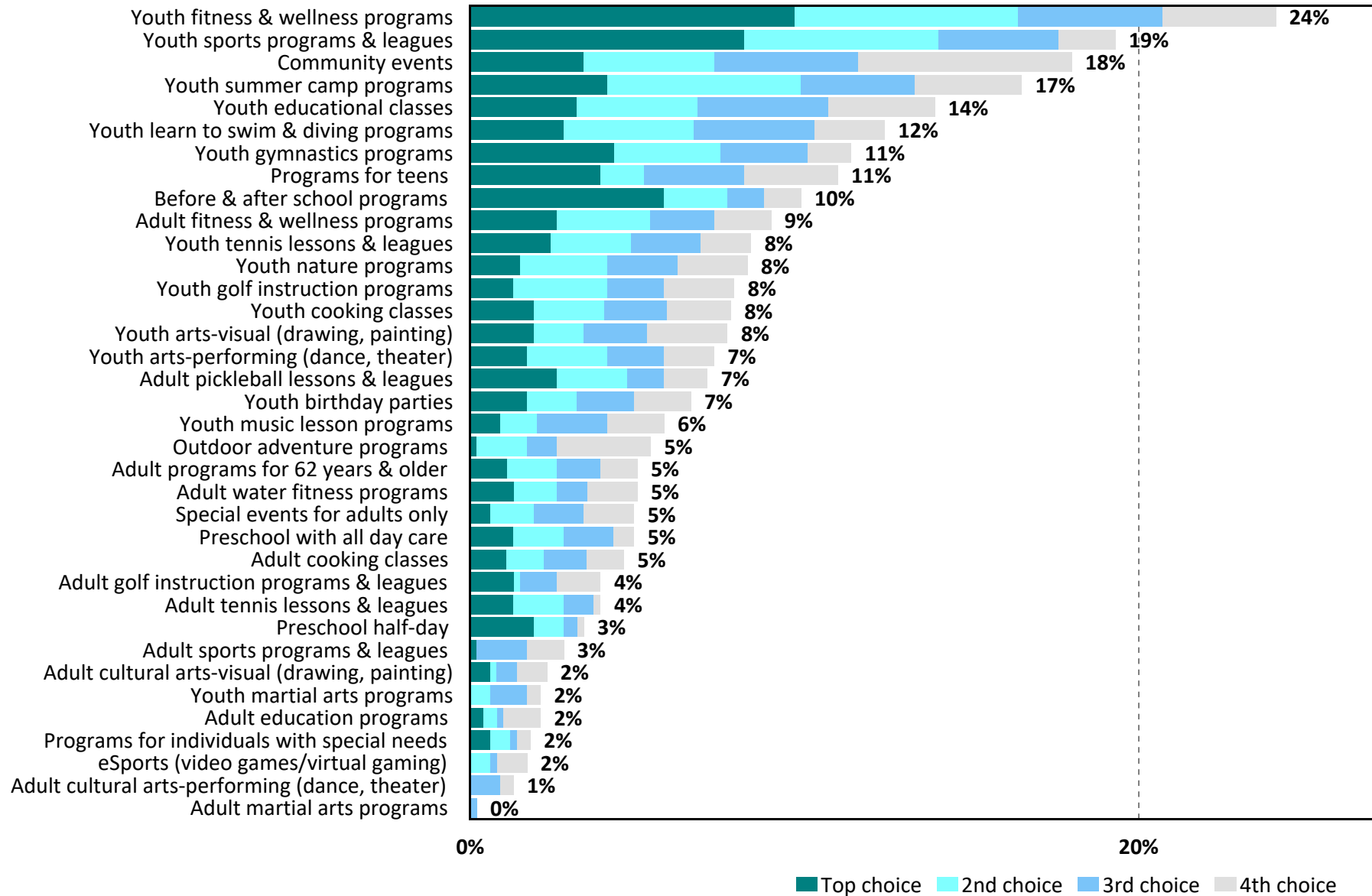
Q9. Estimated Number of Households Whose Program Needs Are Only "Partly Met" or "Not Met"

by number of households with need based on an estimated 16,476 households



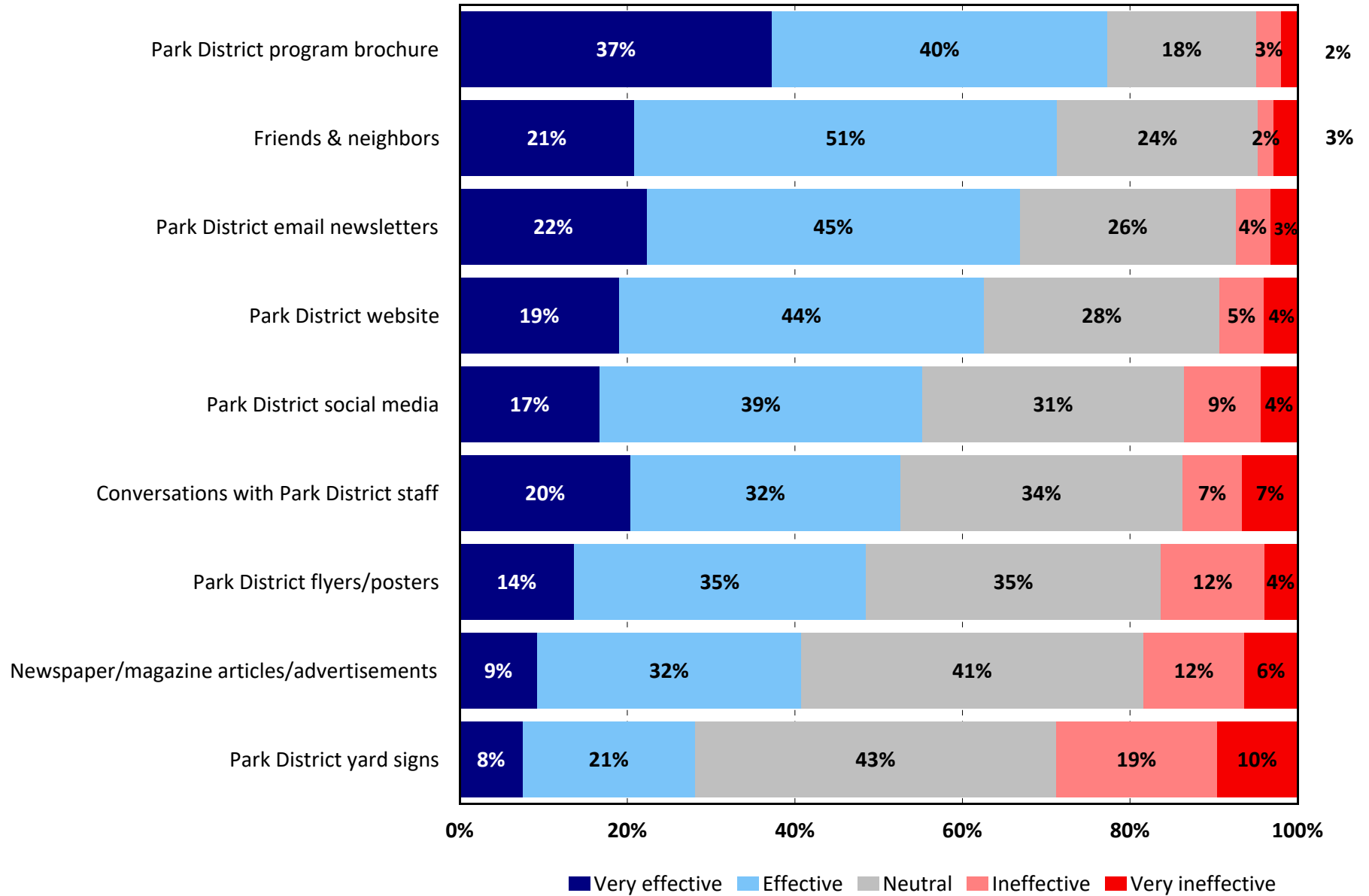
Q10. Which FOUR PROGRAMS from the list in Question 9 are MOST IMPORTANT to your household?

by percentage of respondents who selected the items as one of their top four choices



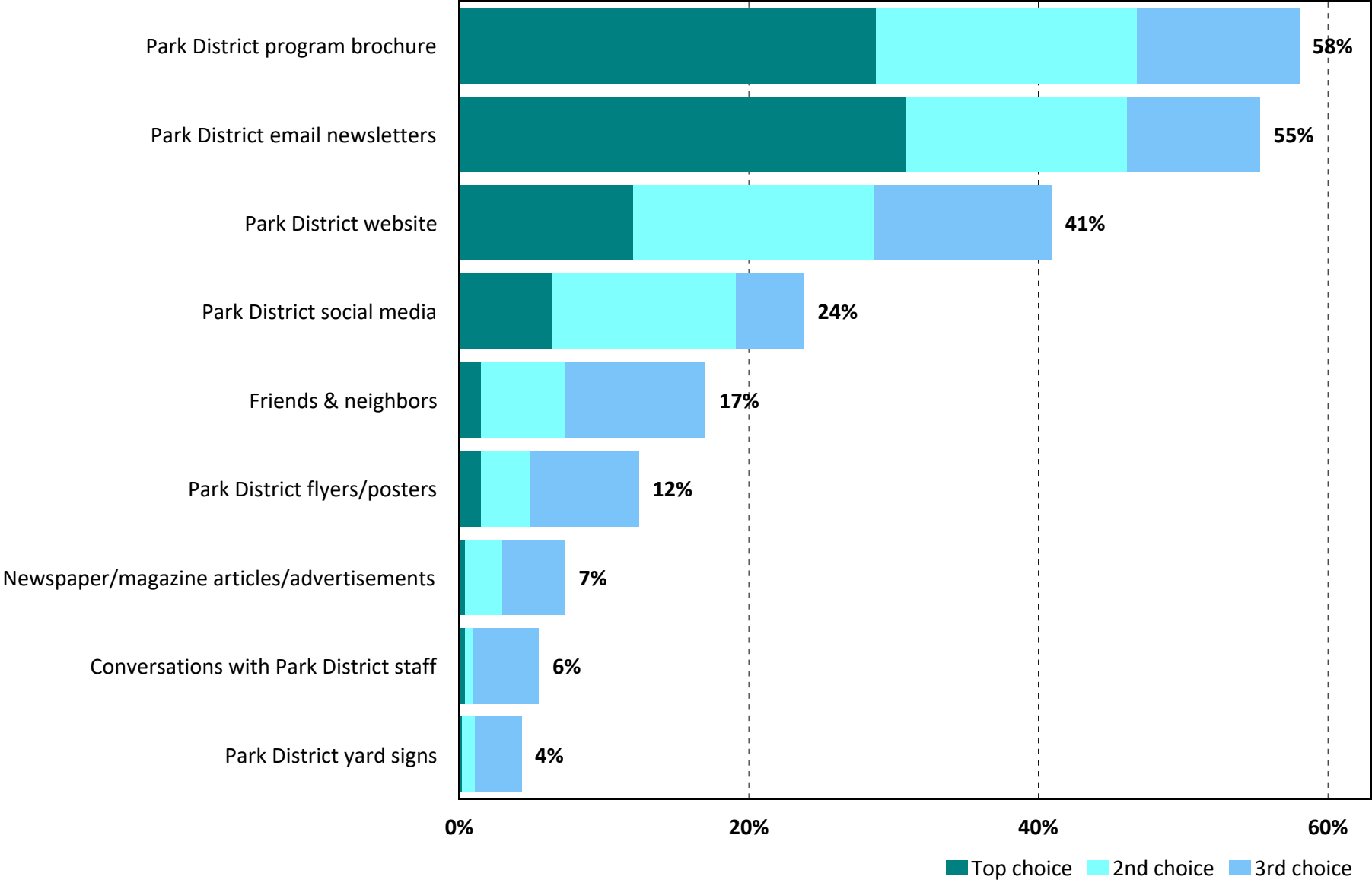
Q11. Rating Effectiveness of Information Sources

by percentage of respondents (excluding "not applicable")



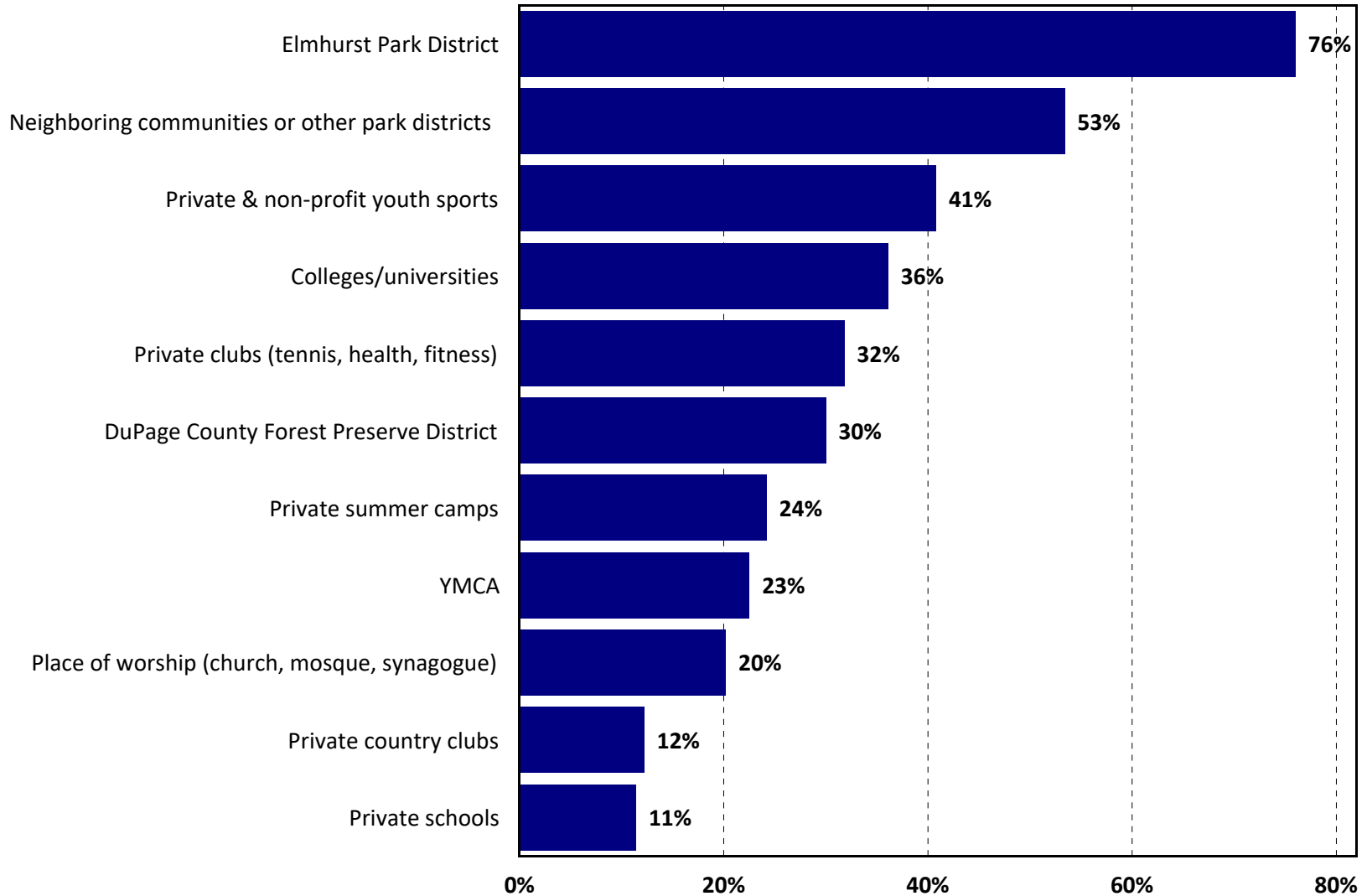
Q12. Which THREE INFORMATION SOURCES from the list in Question 11 do you MOST PREFER to use to get information about the Elmhurst Park District?

by percentage of respondents who selected the items as one of their top three choices



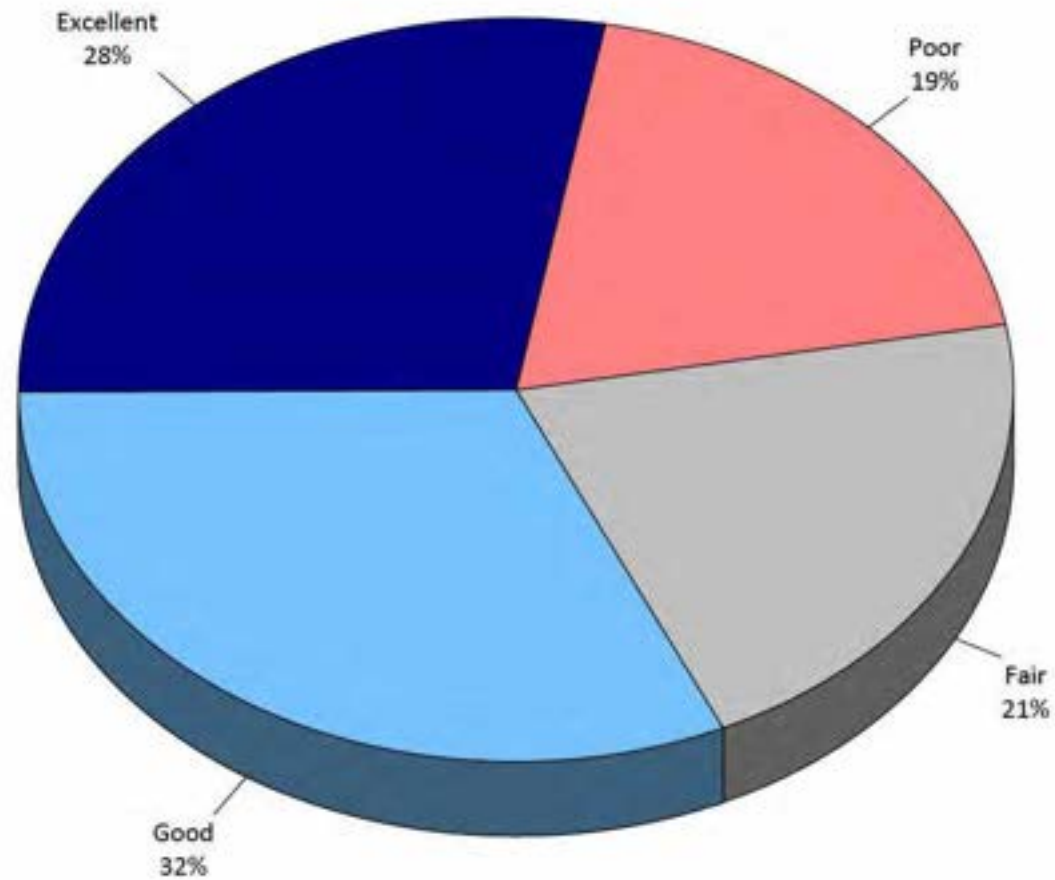
Q13. Please check ALL the organizations you or other members of your household used for indoor and outdoor recreation and sports activities during the past 12 months.

by percentage of respondents (multiple selections could be made)



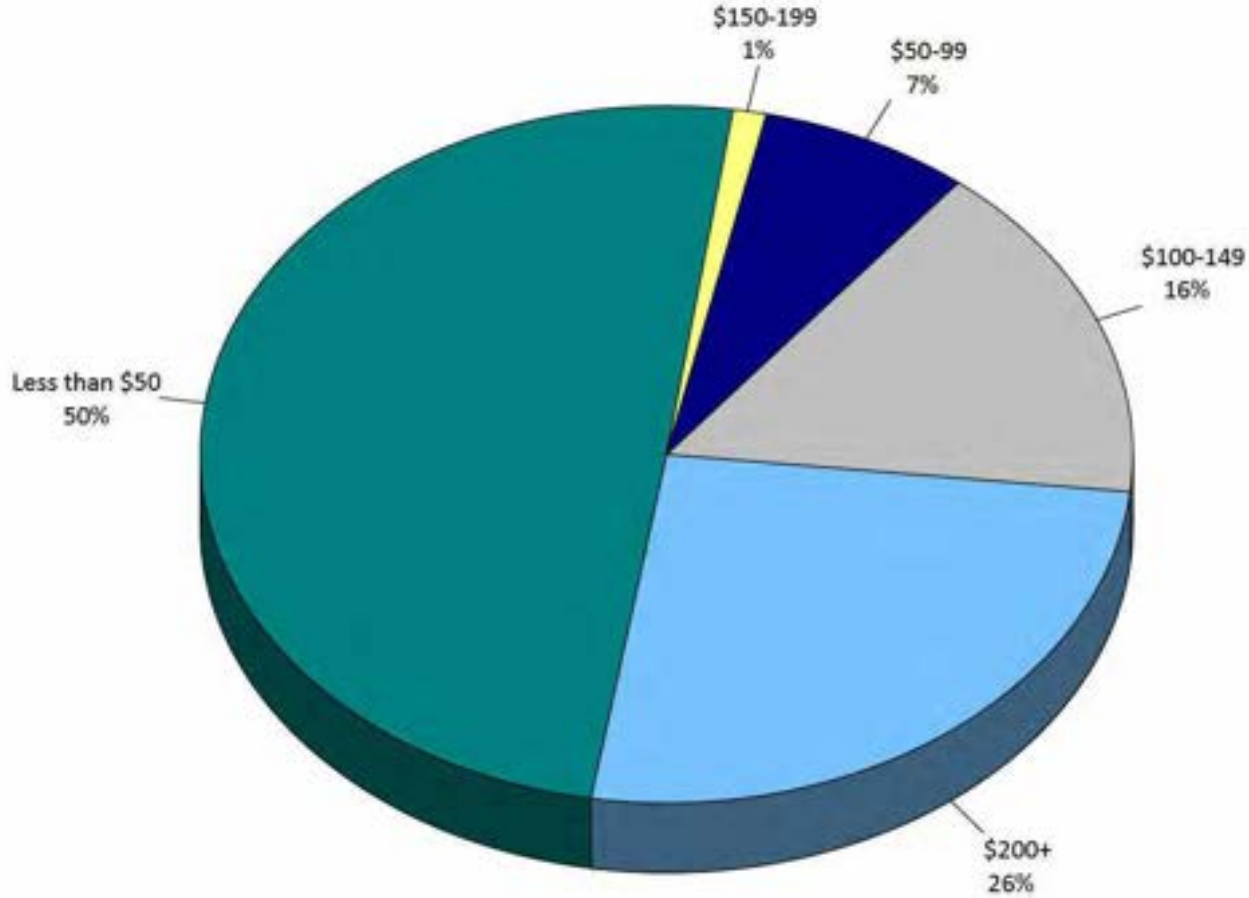
Q14. How would you rate the overall value of the property taxes you pay that go to the District?

by percentage of respondents (excluding "don't know")



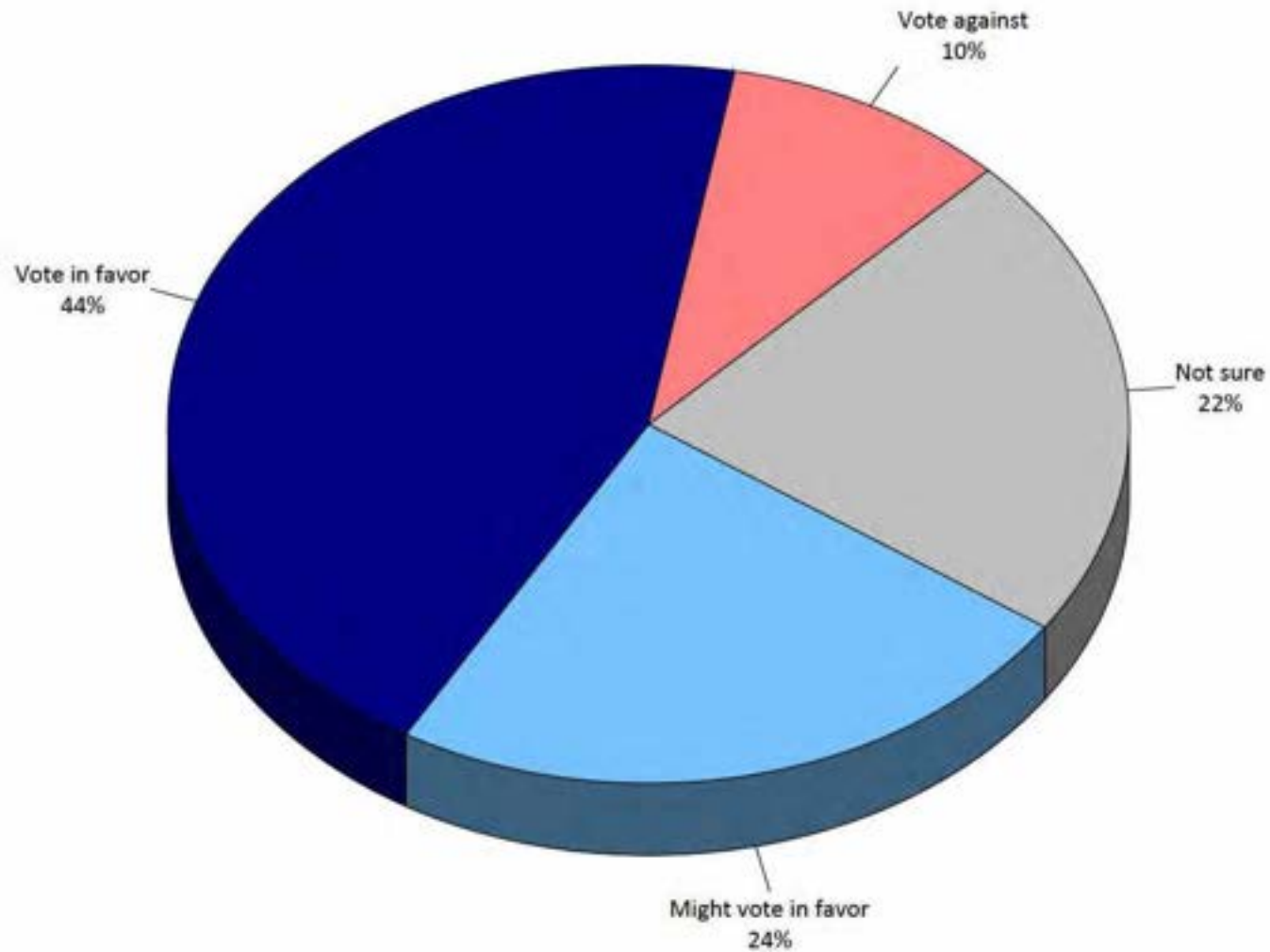
Q15. How much more would you be willing to pay via property taxes through a referendum to address high priority items?

by percentage of respondents (excluding "not provided")



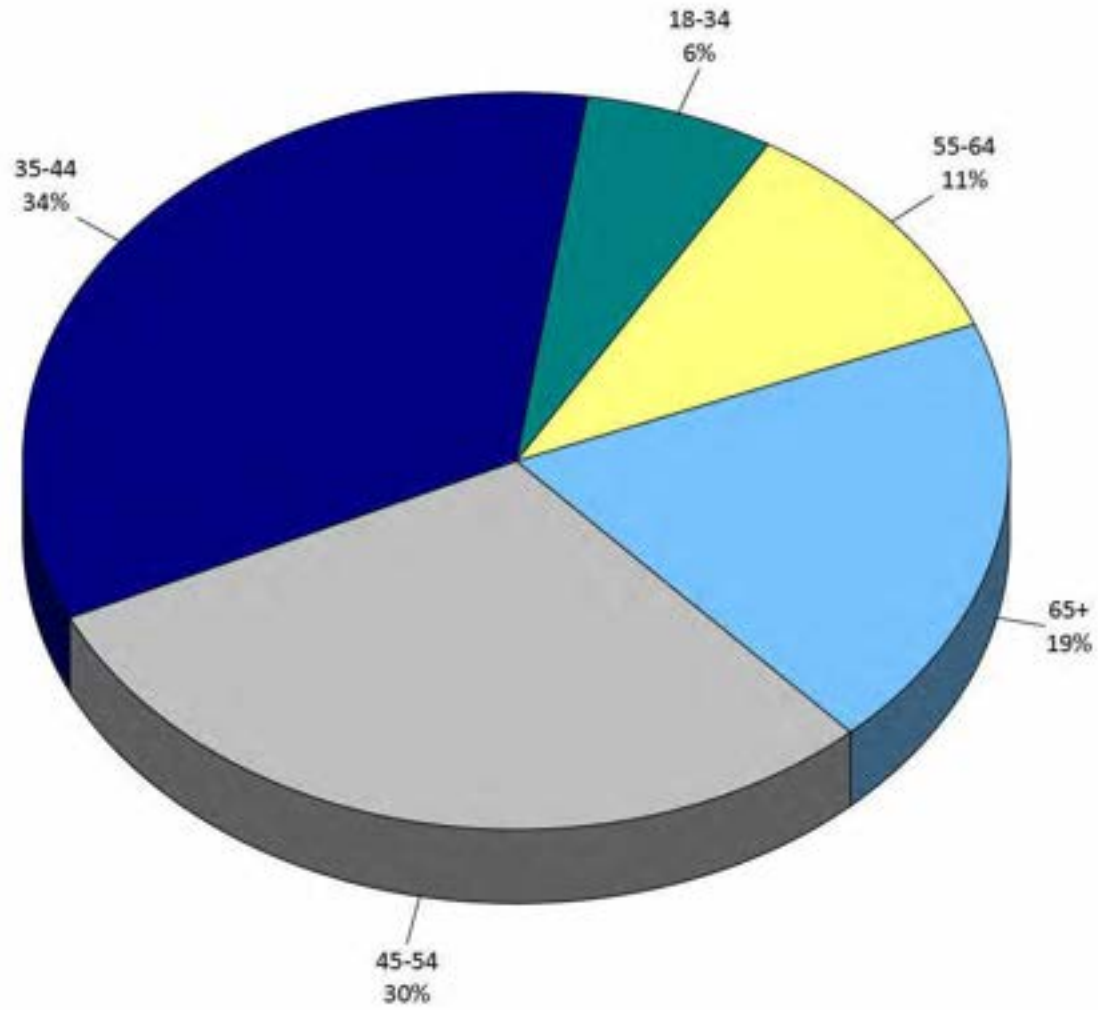
Q16. If a voter referendum was held to fund the needs mentioned in Question 15, how would you vote in the election?

by percentage of respondents (excluding "not provided")



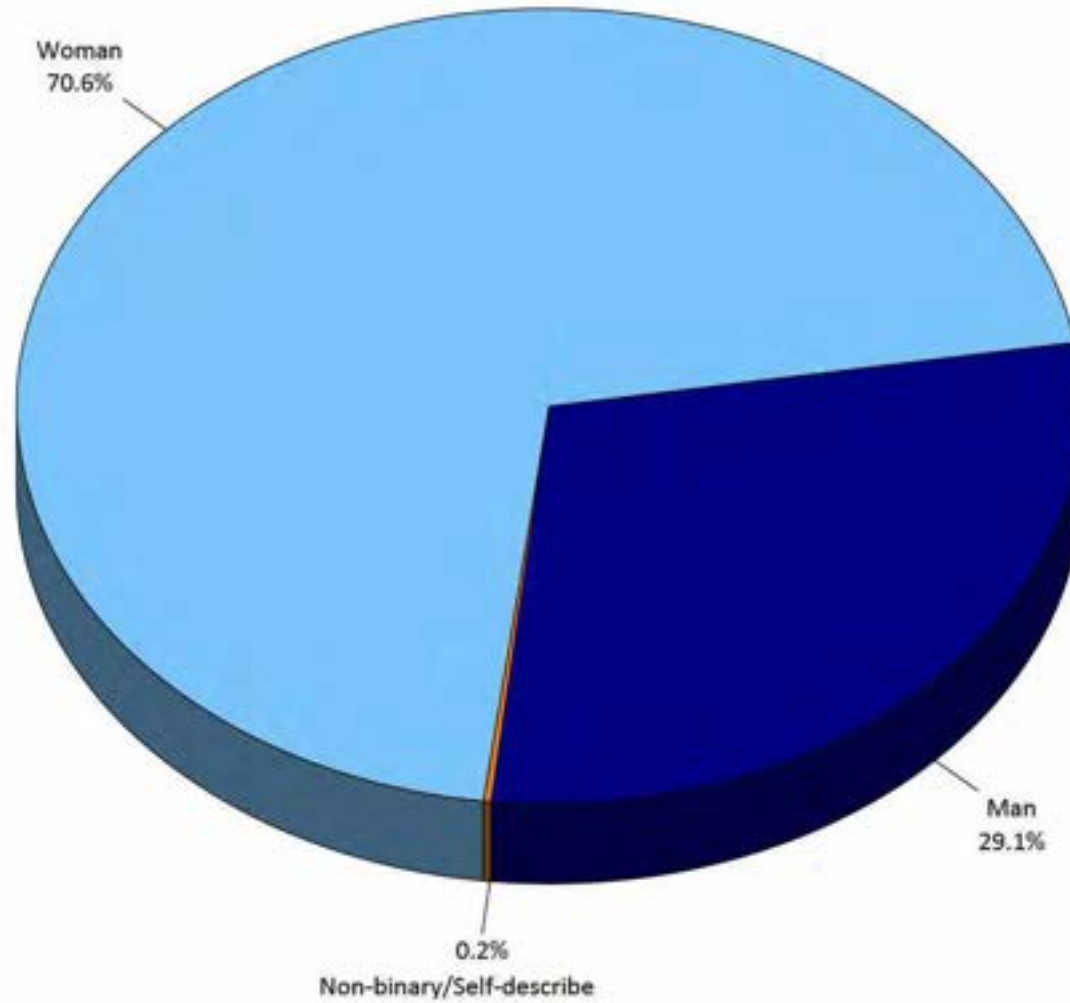
Q17. What is your age?

by percentage of respondents



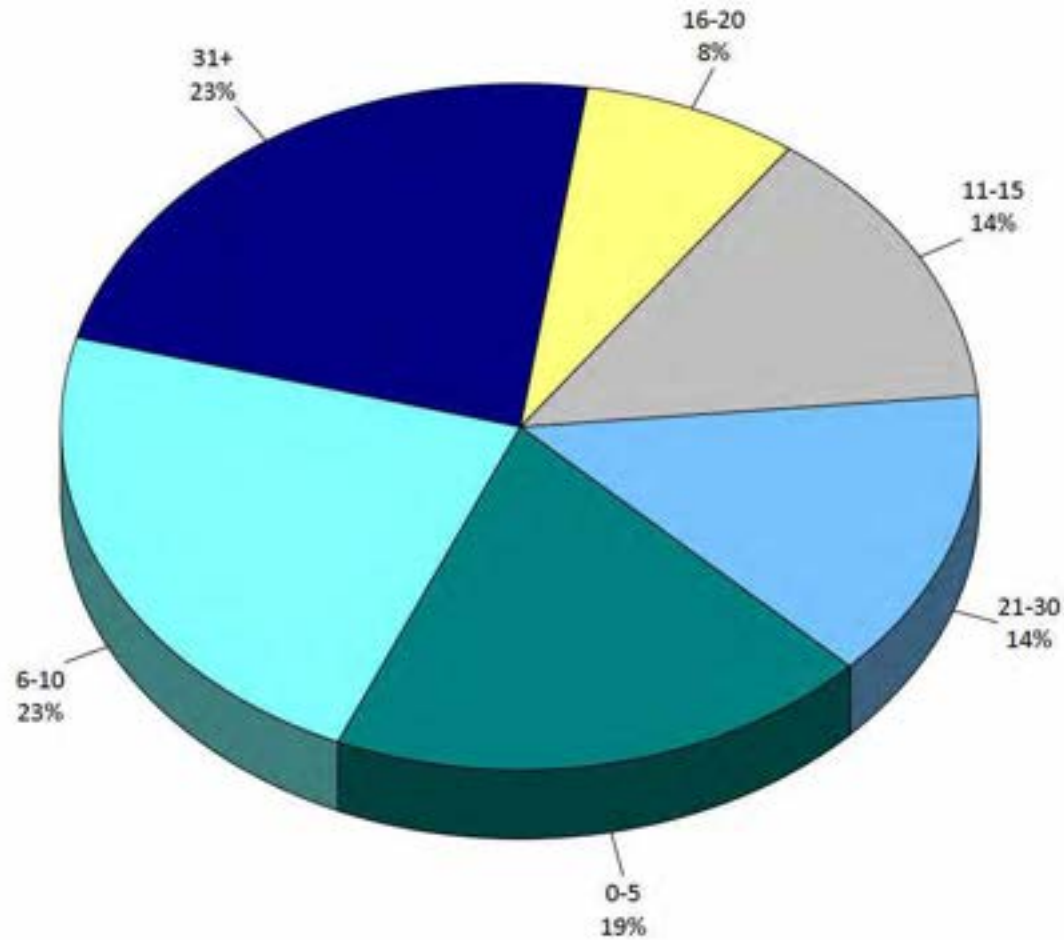
Q18. What is your gender identity?

by percentage of respondents (excluding "prefer not to answer")



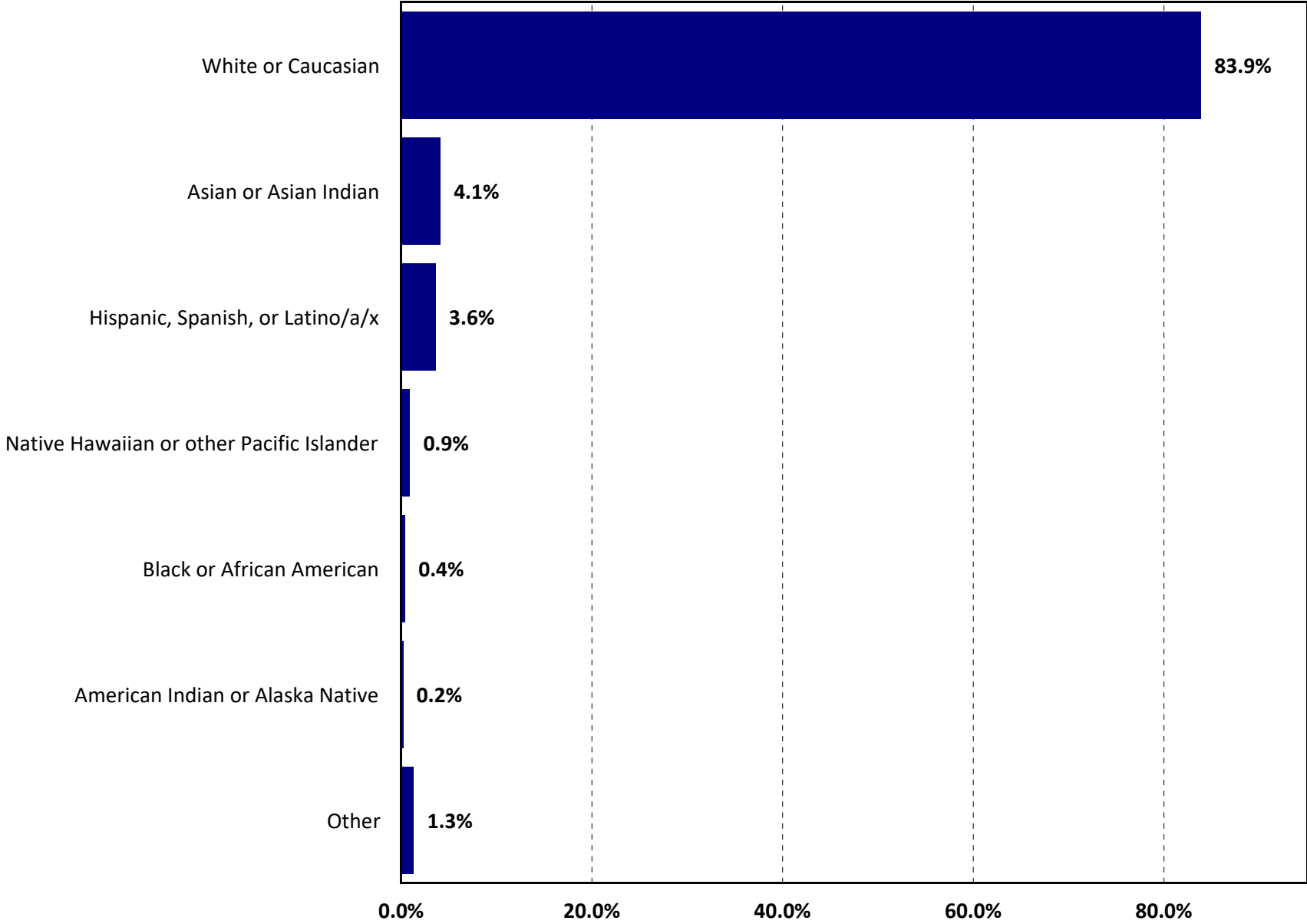
Q19. How many years have you lived in the Elmhurst Park District?

by percentage of respondents (excluding "not provided")



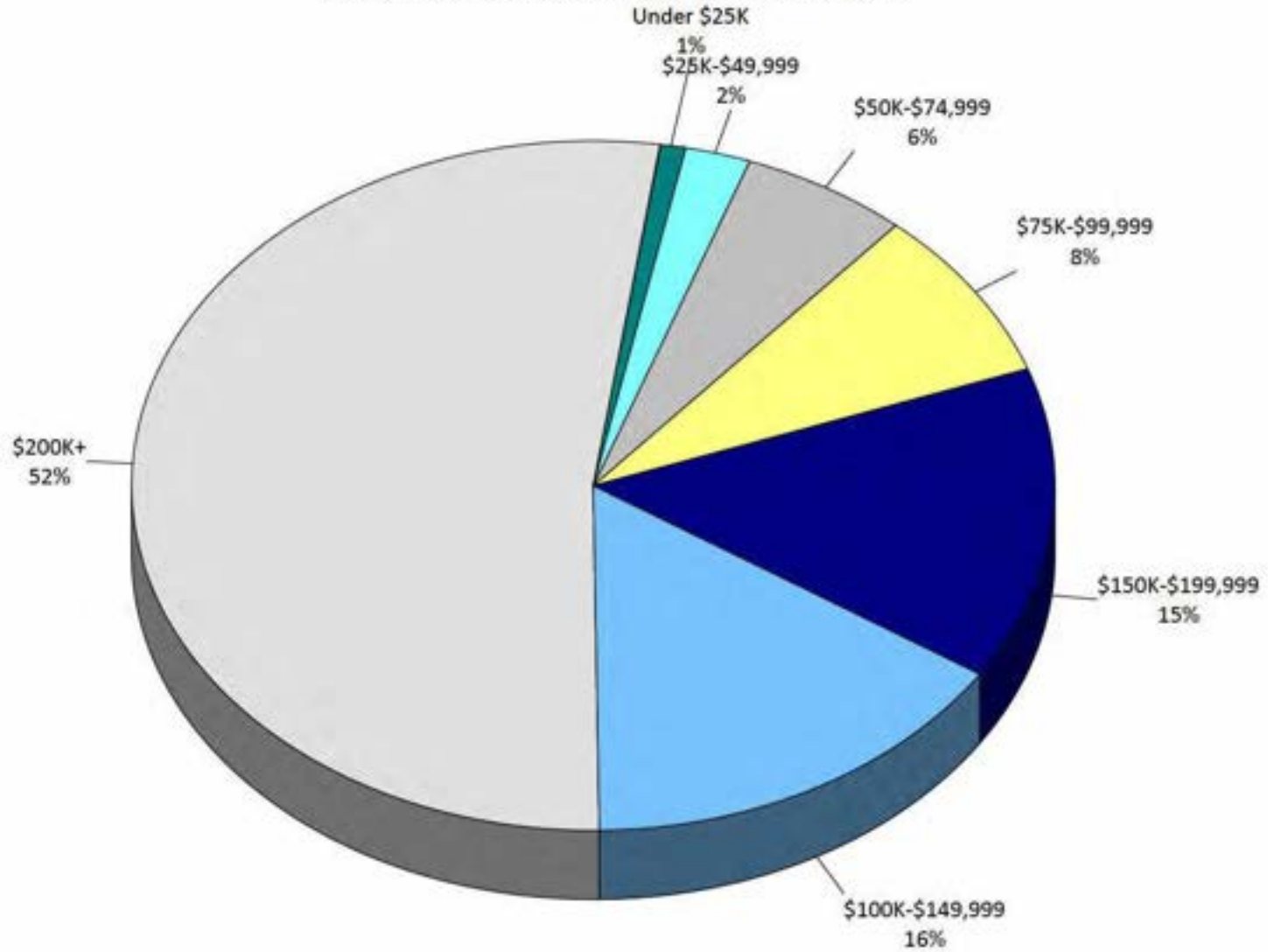
Q20. Which of the following best describes your race or ethnicity?

by percentage of respondents



Q21. What is your household income?

by percentage of respondents (excluding "not provided")



2

Priority Investment
Ratings

Priority Investment Rating Elmhurst Park District, IL

The **Priority Investment Rating (PIR)** was developed by ETC Institute to provide governments with an objective tool for evaluating the priority that should be placed on parks and recreation investments. The Priority Investment Rating was developed by ETC Institute to identify the facilities and programs residents think should receive the highest priority for investment. The priority investment rating reflects the importance residents place on items (sum of top 4 choices) and the unmet needs (needs that are not met or only partly met) for each facility/program relative to the facility/program that rated the highest overall. Since decisions related to future investments should consider both the level of unmet need and the importance of facilities and programs, the PIR weights each of these components equally.

The PIR reflects the sum of the Unmet Needs Rating and the Importance Rating as shown in the equation below:

$$\text{PIR} = \text{UNR} + \text{IR}$$

For example, if the Unmet Needs Rating for Community Gardens were 98.9 (out of 100) and the Importance Rating for Community Gardens were 21.6 (out of 100), the Priority Investment Rating for the Community Gardens would be 120.5 (out of 200).

How to Analyze the Charts:

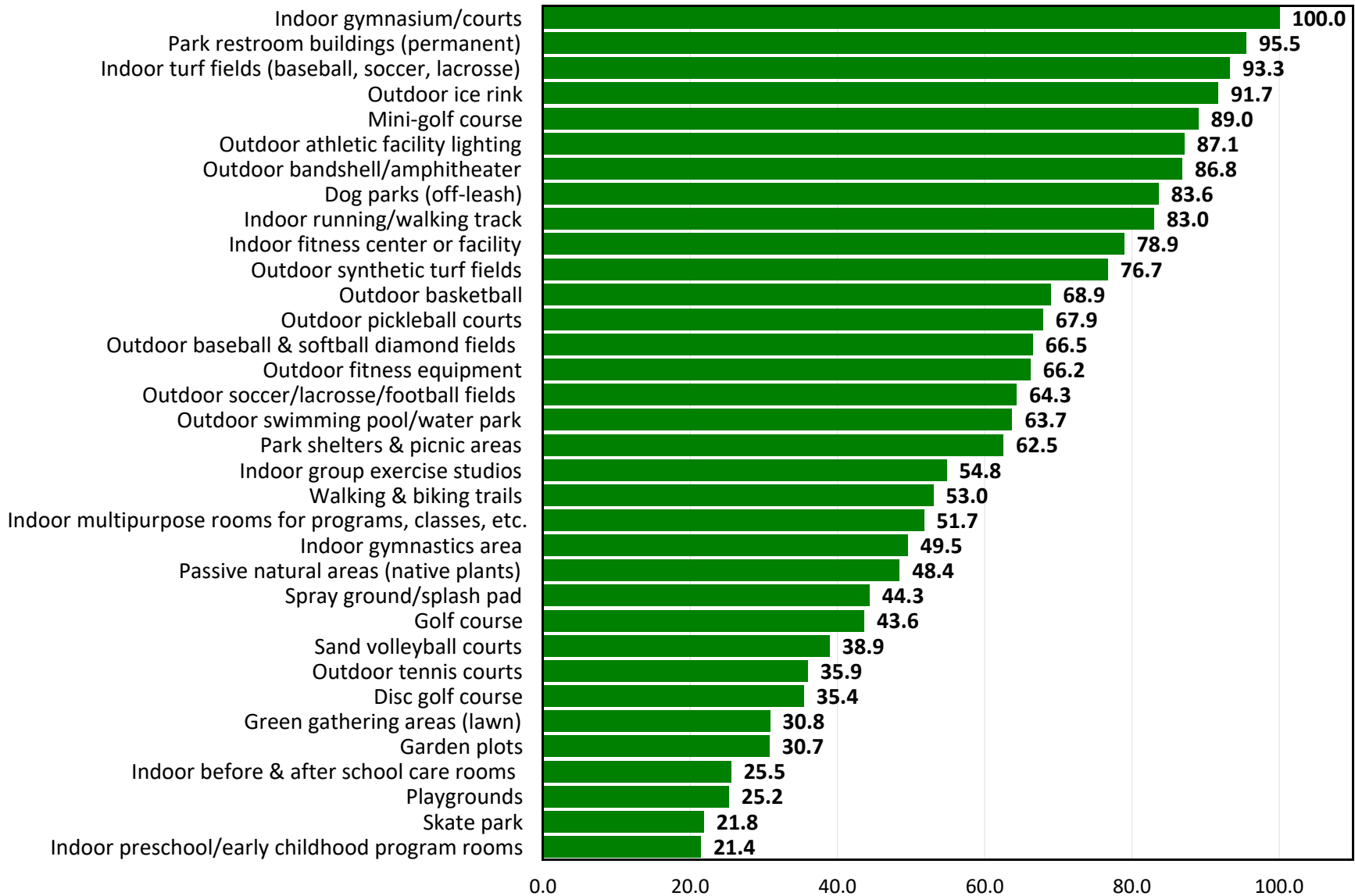
- **High Priority Areas** are those with a PIR of at least 100. A rating of 100 or above generally indicates there is a relatively high level of unmet need and residents generally think it is important to fund improvements in these areas. Improvements in this area are likely to have a positive impact on the greatest number of households.
- **Medium Priority Areas** are those with a PIR of 50-99. A rating in this range generally indicates there is a medium to high level of unmet need or a significant percentage of residents generally think it is important to fund improvements in these areas.
- **Low Priority Areas** are those with a PIR below 50. A rating in this range generally indicates there is a relatively low level of unmet need and residents do not think it is important to fund improvements in these areas. Improvements may be warranted if the needs of very specialized populations are being targeted.

The following pages show the Unmet Needs Rating, Importance Rating, and Priority Investment Rating for facilities and programs.

Unmet Needs Rating for Indoor/Outdoor Facilities

the rating for the item with the most unmet need=100

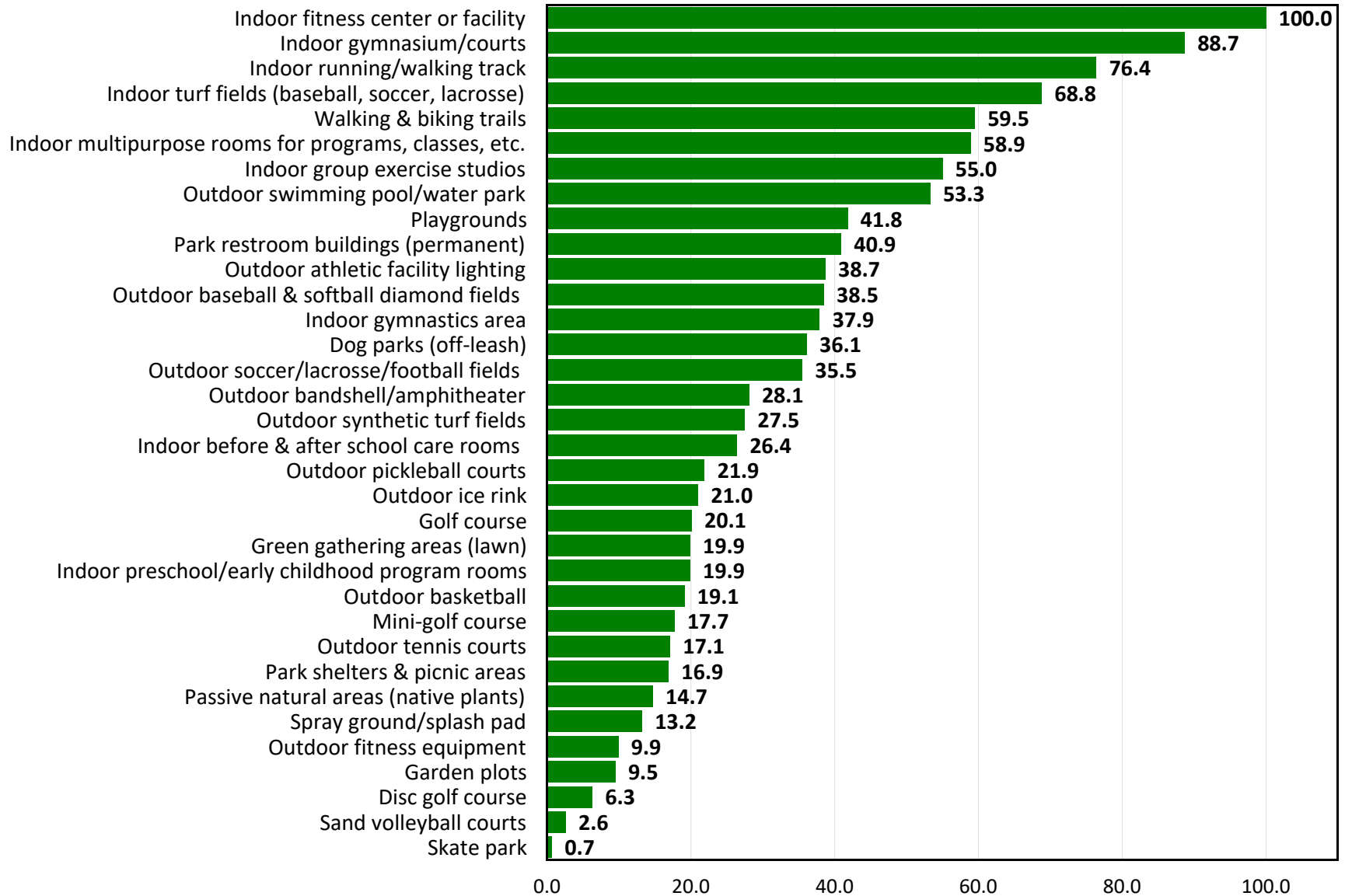
the rating of all other items reflects the relative amount of unmet need for each item compared to the item with the most unmet need



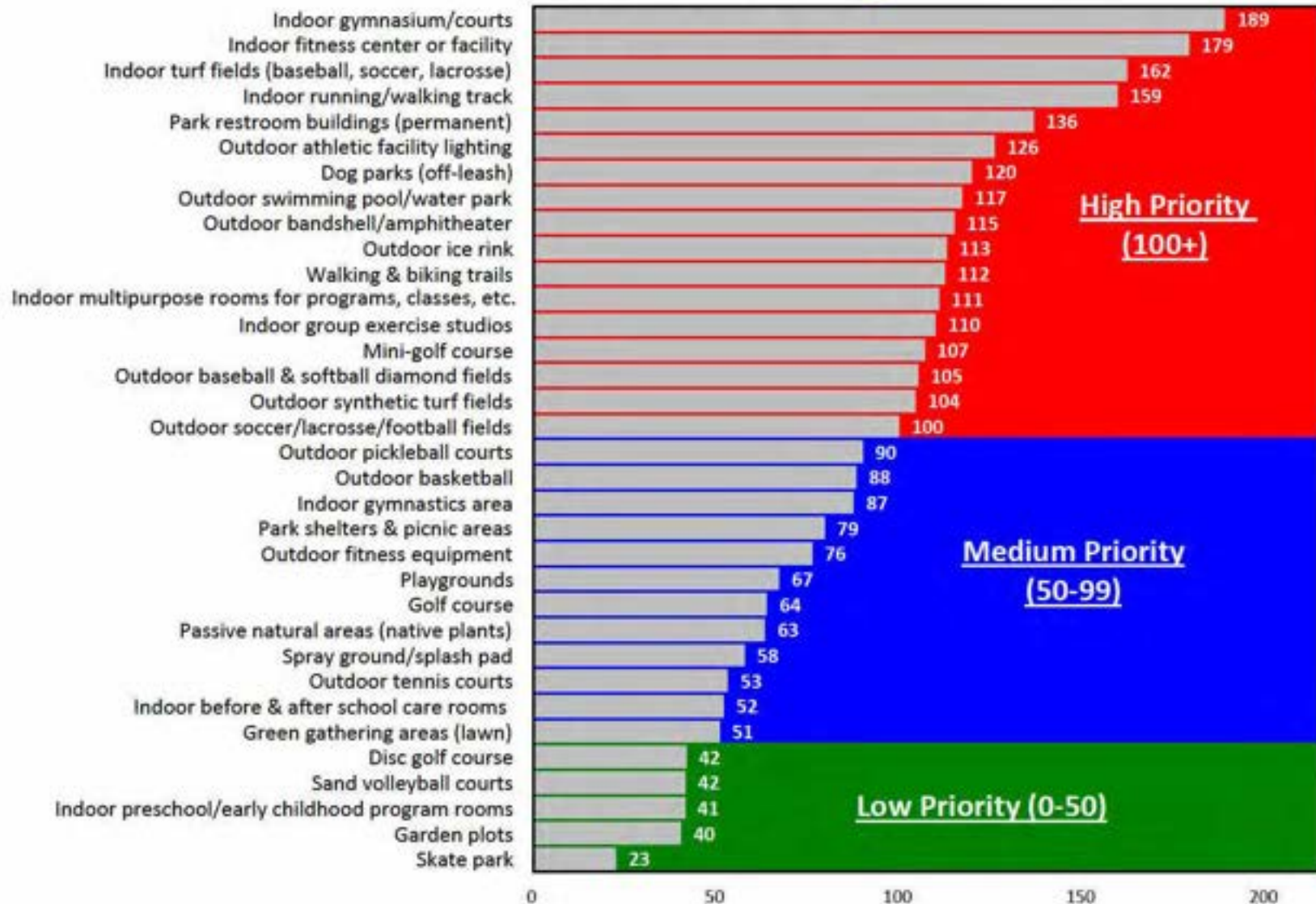
Importance Rating for Indoor/Outdoor Facilities

the rating for the item rated as the most important=100

the rating of all other items reflects the relative level of importance for each item compared to the item rated as the most important



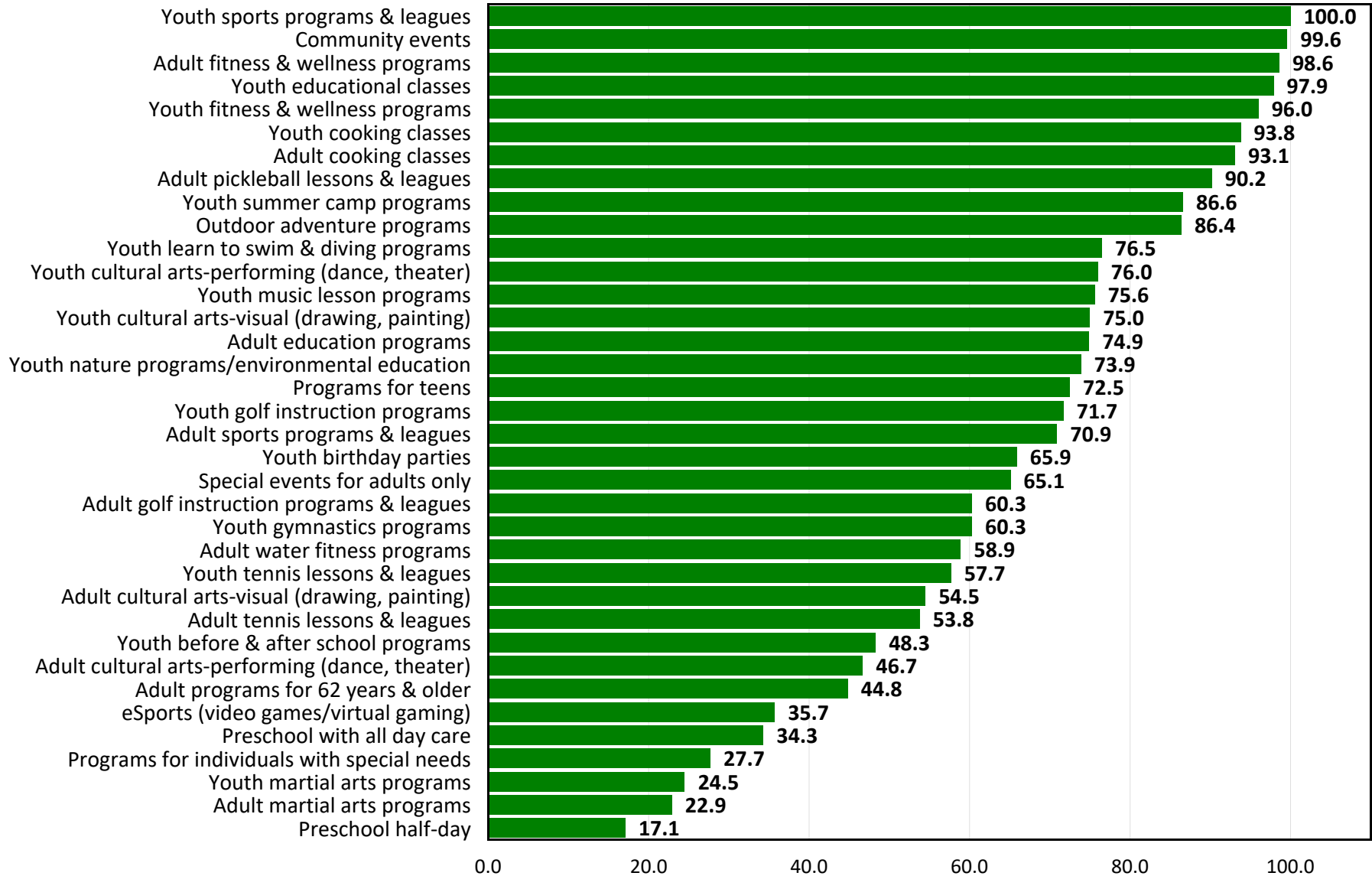
Top Priorities for Investment for Indoor/Outdoor Facilities Based on Priority Investment Rating



Unmet Needs Rating for Programs

the rating for the item with the most unmet need=100

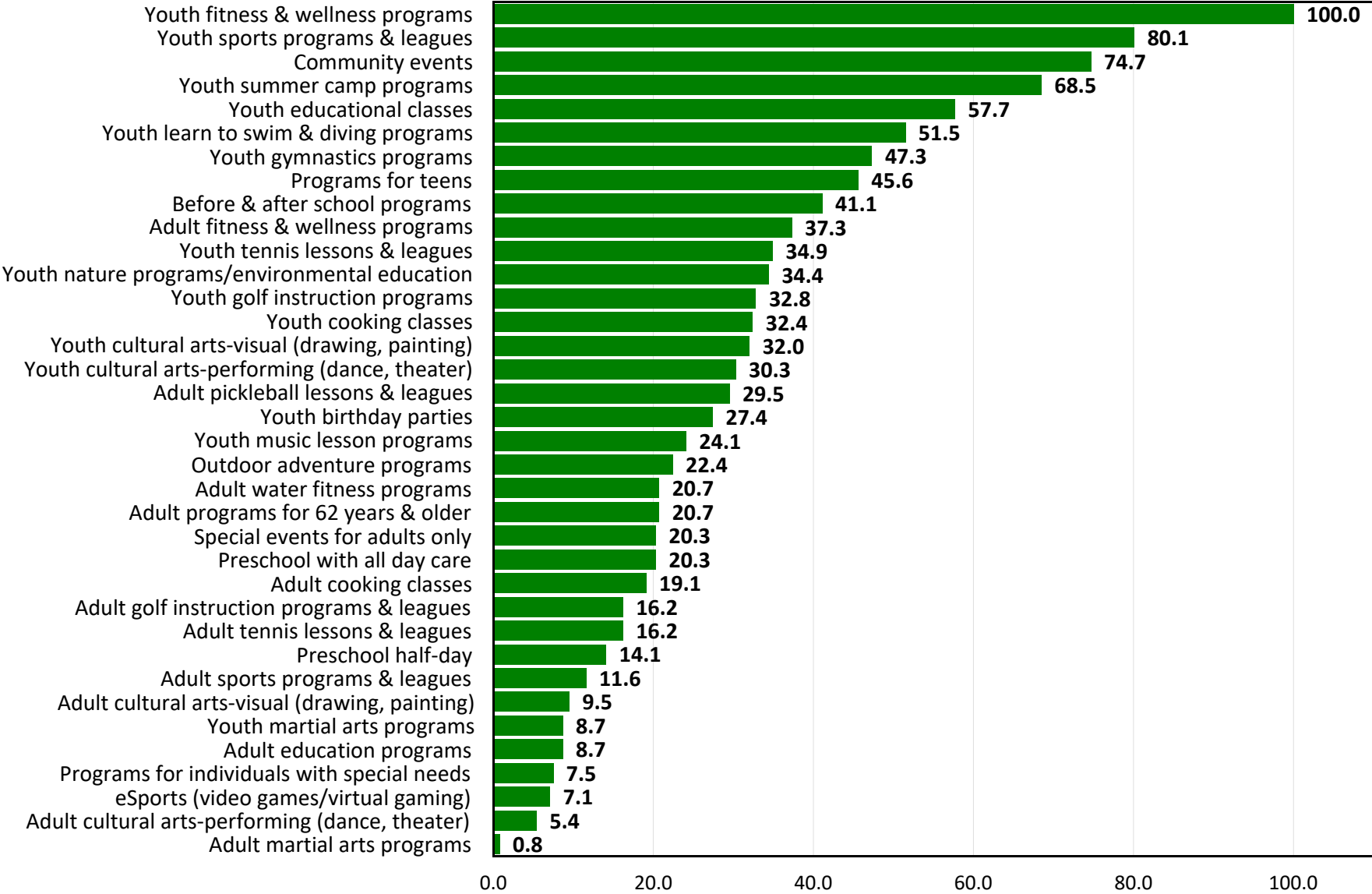
the rating of all other items reflects the relative amount of unmet need for each item compared to the item with the most unmet need



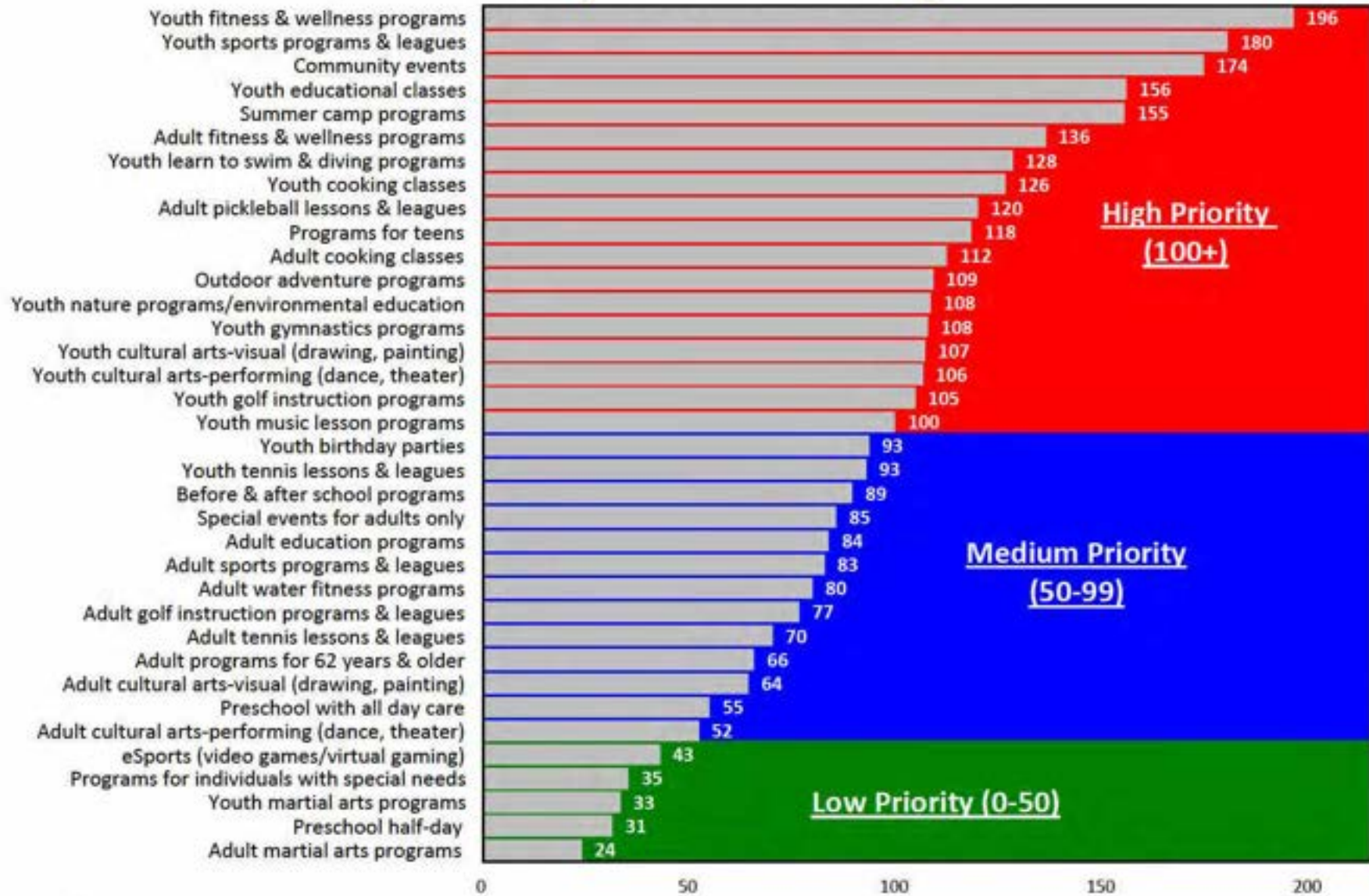
Importance Rating for Programs

the rating for the item rated as the most important=100

the rating of all other items reflects the relative level of importance for each item compared to the item rated as the most important



Top Priorities for Investment for Programs Based on Priority Investment Rating



3

Tabular Data



Q1. Please keep ALL members of your household in mind while completing this survey. Counting yourself, how many people in your household are...

	Mean	Sum
number	3.7	1675
Under age 5	0.3	130
Ages 5-9	0.5	238
Ages 10-14	0.5	232
Ages 15-19	0.3	117
Ages 20-24	0.1	49
Ages 25-34	0.1	66
Ages 35-44	0.7	311
Ages 45-54	0.6	270
Ages 55-64	0.2	105
Ages 65-74	0.2	105
Ages 75-84	0.1	49
Ages 85+	0.0	3

Q2. Have you or other members of your household participated in any recreation programs offered by the Elmhurst Park District during the past 12 months?

Q2. Has your household participated in any recreation programs offered by Elmhurst Park District during past 12 months

	Number	Percent
Yes	357	76.6 %
No	103	22.1 %
Not provided	6	1.3 %
Total	466	100.0 %

Q2. Have you or other members of your household participated in any recreation programs offered by the Elmhurst Park District during the past 12 months? (without "not provided")

Q2. Has your household participated in any recreation programs offered by Elmhurst Park District during past 12 months

	Number	Percent
Yes	357	77.6 %
No	103	22.4 %
Total	460	100.0 %



Q2a. How many different recreation programs or activities offered by the Elmhurst Park District has your household participated in during the past 12 months?

Q2a. How many different recreation programs or activities has your household participated in during past 12 months

	Number	Percent
1 program/activity	76	21.3 %
2-3 programs/activities	132	37.0 %
4-6 programs/activities	86	24.1 %
7-10 programs/activities	35	9.8 %
11+ programs/activities	27	7.6 %
Not provided	1	0.3 %
Total	357	100.0 %

Q2a. How many different recreation programs or activities offered by the Elmhurst Park District has your household participated in during the past 12 months? (without "not provided")

Q2a. How many different recreation programs or activities has your household participated in during past 12 months

	Number	Percent
1 program/activity	76	21.3 %
2-3 programs/activities	132	37.1 %
4-6 programs/activities	86	24.2 %
7-10 programs/activities	35	9.8 %
11+ programs/activities	27	7.6 %
Total	356	100.0 %

Q2b. Which THREE of the items below are the primary reasons why your HOUSEHOLD has participated in recreation programs or activities offered by the Elmhurst Park District?

Q2b. Top choice	Number	Percent
Quality of program (instructors/coaches/staff)	71	19.9 %
Location of the program facility	105	29.4 %
Quality of the facility	13	3.6 %
Reasonable fees	56	15.7 %
Times the program is offered	26	7.3 %
Friends participate in the program	41	11.5 %
Dates the program is offered	25	7.0 %
Other	17	4.8 %
None chosen	3	0.8 %
Total	357	100.0 %

Q2b. Which THREE of the items below are the primary reasons why your HOUSEHOLD has participated in recreation programs or activities offered by the Elmhurst Park District?

Q2b. 2nd choice	Number	Percent
Quality of program (instructors/coaches/staff)	38	10.6 %
Location of the program facility	71	19.9 %
Quality of the facility	14	3.9 %
Reasonable fees	68	19.0 %
Times the program is offered	64	17.9 %
Friends participate in the program	42	11.8 %
Dates the program is offered	37	10.4 %
Other	12	3.4 %
None chosen	11	3.1 %
Total	357	100.0 %



Q2b. Which THREE of the items below are the primary reasons why your HOUSEHOLD has participated in recreation programs or activities offered by the Elmhurst Park District?

<u>Q2b. 3rd choice</u>	<u>Number</u>	<u>Percent</u>
Quality of program (instructors/coaches/staff)	29	8.1 %
Location of the program facility	53	14.8 %
Quality of the facility	20	5.6 %
Reasonable fees	44	12.3 %
Times the program is offered	71	19.9 %
Friends participate in the program	48	13.4 %
Dates the program is offered	42	11.8 %
Other	10	2.8 %
None chosen	40	11.2 %
Total	357	100.0 %

Q2b. Which THREE of the items below are the primary reasons why your HOUSEHOLD has participated in recreation programs or activities offered by the Elmhurst Park District? (top 3)

<u>Q2b. Top choice</u>	<u>Number</u>	<u>Percent</u>
Quality of program (instructors/coaches/staff)	138	38.7 %
Location of the program facility	229	64.1 %
Quality of the facility	47	13.2 %
Reasonable fees	168	47.1 %
Times the program is offered	161	45.1 %
Friends participate in the program	131	36.7 %
Dates the program is offered	104	29.1 %
Other	39	10.9 %
None chosen	3	0.8 %
Total	1020	

Q2c. Overall, how would you rate the quality of recreation programs or activities you or members of your household have participated in during the past 12 months?

Q2c. How would you rate quality of recreation programs or activities your household has participated in during past 12 months

	Number	Percent
Excellent	108	30.3 %
Good	201	56.3 %
Fair	43	12.0 %
Poor	3	0.8 %
Not provided	2	0.6 %
Total	357	100.0 %

Q2c. Overall, how would you rate the quality of recreation programs or activities you or members of your household have participated in during the past 12 months? (without "not provided")

Q2c. How would you rate quality of recreation programs or activities your household has participated in during past 12 months

	Number	Percent
Excellent	108	30.4 %
Good	201	56.6 %
Fair	43	12.1 %
Poor	3	0.8 %
Total	355	100.0 %



Q3. Please CHECK ALL of the reasons that prevent YOU or other members of your HOUSEHOLD from using parks, recreation and sports facilities, or programs of the Elmhurst Park District more often.

Q3. All the reasons that prevent your household from using parks, recreation & sports facilities, or programs more often

	Number	Percent
Facilities are not well maintained	60	12.9 %
Program or facility not offered	124	26.6 %
Facilities lack the right equipment	60	12.9 %
Security is insufficient	6	1.3 %
Lack of quality programs	70	15.0 %
Too far from our residence	29	6.2 %
Class/program full	160	34.3 %
Program times are not convenient	136	29.2 %
Use services/facilities in other cities/agencies	60	12.9 %
Fees are too high	79	17.0 %
Poor customer service by staff	15	3.2 %
I do not know locations of facilities	8	1.7 %
Athletic fields are not well maintained	76	16.3 %
Parks & park amenities are not well maintained	36	7.7 %
Not accessible for individuals with special needs	11	2.4 %
I do not know what is being offered	27	5.8 %
Facility operating hours not convenient	24	5.2 %
Registration for programs is difficult	98	21.0 %
Lack of parking by facilities & parks	25	5.4 %
Too busy/not enough time	105	22.5 %
Other	36	7.7 %
Total	1245	

Q4. Please rate your level of agreement with the following statement: I feel welcome and included at the Elmhurst Park District.

Q4. I feel welcome & included at Elmhurst Park District	Number	Percent
Strongly agree	205	44.0 %
Agree	173	37.1 %
Neutral	59	12.7 %
Disagree	17	3.6 %
Strongly disagree	2	0.4 %
Don't know	10	2.1 %
Total	466	100.0 %

Q4. Please rate your level of agreement with the following statement: I feel welcome and included at the Elmhurst Park District. (without "don't know")

Q4. I feel welcome & included at Elmhurst Park District	Number	Percent
Strongly agree	205	45.0 %
Agree	173	37.9 %
Neutral	59	12.9 %
Disagree	17	3.7 %
Strongly disagree	2	0.4 %
Total	456	100.0 %



COMMUNITY NEEDS SURVEY RESULTS

Q5(1-29). Parks and Trails: Please rate the OVERALL CONDITION of each of the parks & trails listed below that you and members of your household have used during the past 12 months on a scale of 4 to 1, where 4 means "Excellent," and 1 means "Poor."

(N=466)

	Excellent	Good	Fair	Poor	Not applicable
Q5-1. Ben Allison Park	10.3%	10.7%	6.4%	2.4%	70.2%
Q5-2. Berens Park	23.8%	37.8%	11.6%	4.7%	22.1%
Q5-3. Butterfield Park	23.4%	23.2%	10.1%	5.2%	38.2%
Q5-4. Centennial Park	21.5%	14.6%	3.9%	0.9%	59.2%
Q5-5. Conrad Fischer Park	4.9%	8.2%	12.2%	5.6%	69.1%
Q5-6. Crescent Park	2.8%	7.7%	5.4%	2.4%	81.8%
Q5-7. Crestview Park	3.9%	9.4%	11.2%	4.3%	71.2%
Q5-8. East End Park	8.8%	25.1%	14.6%	7.7%	43.8%
Q5-9. Eldridge Park	23.0%	23.6%	10.1%	6.2%	37.1%
Q5-10. Elmhurst Great Western Prairie	11.8%	16.7%	4.1%	1.3%	66.1%
Q5-11. Glos Memorial Park	7.1%	8.4%	3.4%	1.3%	79.8%
Q5-12. Golden Meadows Park	1.7%	5.6%	4.7%	1.1%	86.9%
Q5-13. Illinois Prairie Path	21.5%	34.8%	6.4%	1.9%	35.4%
Q5-14. Jaycee Tot Lot	1.1%	4.5%	2.8%	3.2%	88.4%
Q5-15. Kiwanis Park	0.4%	3.0%	1.3%	0.6%	94.6%
Q5-16. Maple Trail Woods	1.7%	2.1%	2.6%	0.9%	92.7%
Q5-17. Marjorie Davis Park	5.2%	14.8%	8.6%	4.5%	67.0%
Q5-18. Pick Park	0.4%	1.9%	1.5%	1.1%	95.1%
Q5-19. Pioneer Park	4.1%	11.4%	12.4%	5.2%	67.0%
Q5-20. Plunkett Park	16.3%	19.1%	10.3%	6.4%	47.9%
Q5-21. Salt Creek Greenway Trail	6.2%	9.0%	5.8%	1.3%	77.7%
Q5-22. Salt Creek Park	8.2%	11.2%	6.4%	1.5%	72.7%
Q5-23. Sleepy Hollow	0.9%	1.9%	2.1%	1.1%	94.0%

Q5(1-29). Parks and Trails: Please rate the OVERALL CONDITION of each of the parks & trails listed below that you and members of your household have used during the past 12 months on a scale of 4 to 1, where 4 means "Excellent," and 1 means "Poor."

	Excellent	Good	Fair	Poor	Not applicable
Q5-24. Van Voorst Park	1.9%	7.1%	7.1%	7.9%	76.0%
Q5-25. Washington Park	10.7%	15.2%	5.4%	3.4%	65.2%
Q5-26. Wild Meadows Park & Trace	6.4%	9.4%	4.9%	1.7%	77.5%
Q5-27. Wilder Park	28.5%	31.5%	8.4%	1.7%	29.8%
Q5-28. York Commons	5.8%	17.6%	11.2%	5.8%	59.7%
Q5-29. Other parks & trails	2.1%	5.2%	2.4%	1.3%	89.1%



COMMUNITY NEEDS SURVEY RESULTS

Q5(1-29). Parks and Trails: Please rate the OVERALL CONDITION of each of the parks & trails listed below that you and members of your household have used during the past 12 months on a scale of 4 to 1, where 4 means "Excellent," and 1 means "Poor." (without "not applicable")

(N=466)

	Excellent	Good	Fair	Poor
Q5-1. Ben Allison Park	34.5%	36.0%	21.6%	7.9%
Q5-2. Berens Park	30.6%	48.5%	14.9%	6.1%
Q5-3. Butterfield Park	37.8%	37.5%	16.3%	8.3%
Q5-4. Centennial Park	52.6%	35.8%	9.5%	2.1%
Q5-5. Conrad Fischer Park	16.0%	26.4%	39.6%	18.1%
Q5-6. Crescent Park	15.3%	42.4%	29.4%	12.9%
Q5-7. Crestview Park	13.4%	32.8%	38.8%	14.9%
Q5-8. East End Park	15.6%	44.7%	26.0%	13.7%
Q5-9. Eldridge Park	36.5%	37.5%	16.0%	9.9%
Q5-10. Elmhurst Great Western Prairie	34.8%	49.4%	12.0%	3.8%
Q5-11. Glos Memorial Park	35.1%	41.5%	17.0%	6.4%
Q5-12. Golden Meadows Park	13.1%	42.6%	36.1%	8.2%
Q5-13. Illinois Prairie Path	33.2%	53.8%	10.0%	3.0%
Q5-14. Jaycee Tot Lot	9.3%	38.9%	24.1%	27.8%
Q5-15. Kiwanis Park	8.0%	56.0%	24.0%	12.0%
Q5-16. Maple Trail Woods	23.5%	29.4%	35.3%	11.8%
Q5-17. Marjorie Davis Park	15.6%	44.8%	26.0%	13.6%
Q5-18. Pick Park	8.7%	39.1%	30.4%	21.7%
Q5-19. Pioneer Park	12.3%	34.4%	37.7%	15.6%
Q5-20. Plunkett Park	31.3%	36.6%	19.8%	12.3%
Q5-21. Salt Creek Greenway Trail	27.9%	40.4%	26.0%	5.8%
Q5-22. Salt Creek Park	29.9%	40.9%	23.6%	5.5%
Q5-23. Sleepy Hollow	14.3%	32.1%	35.7%	17.9%

Q5(1-29). Parks and Trails: Please rate the OVERALL CONDITION of each of the parks & trails listed below that you and members of your household have used during the past 12 months on a scale of 4 to 1, where 4 means "Excellent," and 1 means "Poor." (without "not applicable")

	Excellent	Good	Fair	Poor
Q5-24. Van Voorst Park	8.0%	29.5%	29.5%	33.0%
Q5-25. Washington Park	30.9%	43.8%	15.4%	9.9%
Q5-26. Wild Meadows Park & Trace	28.6%	41.9%	21.9%	7.6%
Q5-27. Wilder Park	40.7%	45.0%	11.9%	2.4%
Q5-28. York Commons	14.4%	43.6%	27.7%	14.4%
Q5-29. Other parks & trails	19.6%	47.1%	21.6%	11.8%



Q5(30-39). Facilities: Please rate the OVERALL CONDITION of each of the facilities listed below that you and members of your household have used during the past 12 months on a scale of 4 to 1, where 4 means "Excellent," and 1 means "Poor."

(N=466)

	Excellent	Good	Fair	Poor	Not applicable
Q5-30. Courts Plus Fitness Center	9.7%	23.4%	12.2%	4.5%	50.2%
Q5-31. East End Pool	8.4%	31.8%	11.6%	2.4%	45.9%
Q5-32. Joanne B. Wagner Community Center	6.0%	21.7%	18.0%	7.9%	46.4%
Q5-33. Mary E. Kies Recreation Center (formerly named Centennial Recreation Center)	7.9%	9.9%	2.8%	0.4%	79.0%
Q5-34. Norman P. Smalley Pool	7.1%	24.0%	9.9%	3.6%	55.4%
Q5-35. Sugar Creek Golf Course & Clubhouse	3.9%	9.2%	7.3%	1.9%	77.7%
Q5-36. The Hub at Berens Park	8.4%	20.8%	13.3%	6.7%	50.9%
Q5-37. Wilder Mansion	17.4%	19.3%	6.0%	0.9%	56.4%
Q5-38. Wilder Park Conservatory	21.5%	22.5%	3.4%	0.4%	52.1%
Q5-39. Other facilities	1.5%	3.0%	2.4%	0.9%	92.3%

Q5(30-39). Facilities: Please rate the OVERALL CONDITION of each of the facilities listed below that you and members of your household have used during the past 12 months on a scale of 4 to 1, where 4 means "Excellent," and 1 means "Poor." (without "not applicable")

(N=466)

	Excellent	Good	Fair	Poor
Q5-30. Courts Plus Fitness Center	19.4%	47.0%	24.6%	9.1%
Q5-31. East End Pool	15.5%	58.7%	21.4%	4.4%
Q5-32. Joanne B. Wagner Community Center	11.2%	40.4%	33.6%	14.8%
Q5-33. Mary E. Kies Recreation Center (formerly named Centennial Recreation Center)	37.8%	46.9%	13.3%	2.0%
Q5-34. Norman P. Smalley Pool	15.9%	53.8%	22.1%	8.2%
Q5-35. Sugar Creek Golf Course & Clubhouse	17.3%	41.3%	32.7%	8.7%
Q5-36. The Hub at Berens Park	17.0%	42.4%	27.1%	13.5%
Q5-37. Wilder Mansion	39.9%	44.3%	13.8%	2.0%
Q5-38. Wilder Park Conservatory	44.8%	47.1%	7.2%	0.9%
Q5-39. Other facilities	19.4%	38.9%	30.6%	11.1%



Q6(1-9). Indoor Amenities: Regardless of the provider, please indicate how well your needs are being met by each of the recreation amenities listed below on a scale of 4 to 1, where 4 means your needs are "Fully Met" and 1 means your needs are "Not Met" at all.

(N=466)

	Fully met	Mostly met	Partly met	Not met	No need
Q6-1. Indoor before & after school care rooms	3.0%	3.9%	3.9%	5.4%	83.9%
Q6-2. Indoor fitness center or facility	10.1%	18.9%	12.2%	16.5%	42.3%
Q6-3. Indoor group exercise studios	6.4%	12.2%	10.3%	9.7%	61.4%
Q6-4. Indoor gymnasium/courts (basketball, volleyball, pickleball)	2.1%	8.2%	9.4%	27.0%	53.2%
Q6-5. Indoor gymnastics area	5.4%	8.8%	10.3%	7.7%	67.8%
Q6-6. Indoor multipurpose rooms for programs, classes, meetings, or events	7.9%	11.6%	7.9%	10.9%	61.6%
Q6-7. Indoor preschool/early childhood program rooms	3.9%	4.1%	3.9%	3.9%	84.3%
Q6-8. Indoor running/walking track	6.4%	8.2%	6.0%	24.2%	55.2%
Q6-9. Indoor turf fields (baseball, soccer, lacrosse)	1.1%	1.1%	2.1%	31.8%	63.9%

Q6(1-9). Indoor Amenities: Regardless of the provider, please indicate how well your needs are being met by each of the recreation amenities listed below on a scale of 4 to 1, where 4 means your needs are "Fully Met" and 1 means your needs are "Not Met" at all. (without "no need")

(N=466)

	Fully met	Mostly met	Partly met	Not met
Q6-1. Indoor before & after school care rooms	18.7%	24.0%	24.0%	33.3%
Q6-2. Indoor fitness center or facility	17.5%	32.7%	21.2%	28.6%
Q6-3. Indoor group exercise studios	16.7%	31.7%	26.7%	25.0%
Q6-4. Indoor gymnasium/courts (basketball, volleyball, pickleball)	4.6%	17.4%	20.2%	57.8%
Q6-5. Indoor gymnastics area	16.7%	27.3%	32.0%	24.0%
Q6-6. Indoor multipurpose rooms for programs, classes, meetings, or events	20.7%	30.2%	20.7%	28.5%
Q6-7. Indoor preschool/early childhood program rooms	24.7%	26.0%	24.7%	24.7%
Q6-8. Indoor running/walking track	14.4%	18.2%	13.4%	54.1%
Q6-9. Indoor turf fields (baseball, soccer, lacrosse)	3.0%	3.0%	6.0%	88.1%



Q6(10-34). Outdoor Amenities: Regardless of the provider, please indicate how well your needs are being met by each of the recreation amenities listed below on a scale of 4 to 1, where 4 means your needs are "Fully Met" and 1 means your needs are "Not Met" at all.

(N=466)

	Fully met	Mostly met	Partly met	Not met	No need
Q6-10. Disc golf course	0.9%	1.9%	3.0%	9.9%	84.3%
Q6-11. Dog parks (off-leash)	2.1%	1.7%	3.0%	27.5%	65.7%
Q6-12. Garden plots	2.6%	3.4%	4.1%	7.1%	82.8%
Q6-13. Golf course	5.2%	8.4%	9.4%	6.4%	70.6%
Q6-14. Green gathering areas (lawn)	20.0%	17.4%	8.4%	2.8%	51.5%
Q6-15. Mini-golf course	5.6%	4.1%	12.7%	19.7%	57.9%
Q6-16. Outdoor athletic facility lighting (courts, diamonds, fields)	6.2%	13.5%	15.9%	15.9%	48.5%
Q6-17. Outdoor bandshell/amphitheater	4.1%	4.1%	8.6%	23.0%	60.3%
Q6-18. Outdoor baseball & softball diamond fields	5.4%	10.7%	12.2%	12.0%	59.7%
Q6-19. Outdoor basketball	4.1%	7.5%	14.4%	10.7%	63.3%
Q6-20. Outdoor fitness equipment	2.8%	1.5%	5.6%	18.5%	71.7%
Q6-21. Outdoor ice rink	2.1%	1.9%	4.5%	29.0%	62.4%
Q6-22. Outdoor pickleball courts	4.1%	5.4%	11.2%	13.5%	65.9%
Q6-23. Outdoor soccer/lacrosse/football fields	6.9%	8.8%	12.9%	10.5%	60.9%
Q6-24. Outdoor swimming pool/water park	13.5%	26.0%	17.0%	6.2%	37.3%
Q6-25. Outdoor synthetic turf fields	4.3%	7.1%	11.8%	16.1%	60.7%
Q6-26. Outdoor tennis courts	13.1%	16.3%	11.2%	1.9%	57.5%
Q6-27. Park restroom buildings (permanent)	8.2%	21.9%	21.5%	13.3%	35.2%
Q6-28. Park shelters & picnic areas	11.2%	17.6%	17.8%	4.9%	48.5%
Q6-29. Passive natural areas (native plants)	15.5%	15.2%	12.4%	5.2%	51.7%
Q6-30. Playgrounds	24.5%	25.1%	6.4%	2.8%	41.2%
Q6-31. Sand volleyball courts	4.3%	3.2%	8.2%	6.0%	78.3%

Q6(10-34). Outdoor Amenities: Regardless of the provider, please indicate how well your needs are being met by each of the recreation amenities listed below on a scale of 4 to 1, where 4 means your needs are "Fully Met" and 1 means your needs are "Not Met" at all.

	Fully met	Mostly met	Partly met	Not met	No need
Q6-32. Skate park	6.4%	5.2%	4.9%	3.0%	80.5%
Q6-33. Spray ground/splash pad	11.2%	14.4%	12.0%	4.1%	58.4%
Q6-34. Walking & biking trails	24.0%	26.6%	14.6%	4.7%	30.0%



Q6(10-34). Outdoor Amenities: Regardless of the provider, please indicate how well your needs are being met by each of the recreation amenities listed below on a scale of 4 to 1, where 4 means your needs are "Fully Met" and 1 means your needs are "Not Met" at all. (without "no need")

(N=466)

	Fully met	Mostly met	Partly met	Not met
Q6-10. Disc golf course	5.5%	12.3%	19.2%	63.0%
Q6-11. Dog parks (off-leash)	6.3%	5.0%	8.8%	80.0%
Q6-12. Garden plots	15.0%	20.0%	23.8%	41.3%
Q6-13. Golf course	17.5%	28.5%	32.1%	21.9%
Q6-14. Green gathering areas (lawn)	41.2%	35.8%	17.3%	5.8%
Q6-15. Mini-golf course	13.3%	9.7%	30.1%	46.9%
Q6-16. Outdoor athletic facility lighting (courts, diamonds, fields)	12.1%	26.3%	30.8%	30.8%
Q6-17. Outdoor bandshell/amphitheater	10.3%	10.3%	21.6%	57.8%
Q6-18. Outdoor baseball & softball diamond fields	13.3%	26.6%	30.3%	29.8%
Q6-19. Outdoor basketball	11.1%	20.5%	39.2%	29.2%
Q6-20. Outdoor fitness equipment	9.8%	5.3%	19.7%	65.2%
Q6-21. Outdoor ice rink	5.7%	5.1%	12.0%	77.1%
Q6-22. Outdoor pickleball courts	11.9%	15.7%	32.7%	39.6%
Q6-23. Outdoor soccer/lacrosse/football fields	17.6%	22.5%	33.0%	26.9%
Q6-24. Outdoor swimming pool/water park	21.6%	41.4%	27.1%	9.9%
Q6-25. Outdoor synthetic turf fields	10.9%	18.0%	30.1%	41.0%
Q6-26. Outdoor tennis courts	30.8%	38.4%	26.3%	4.5%
Q6-27. Park restroom buildings (permanent)	12.6%	33.8%	33.1%	20.5%
Q6-28. Park shelters & picnic areas	21.7%	34.2%	34.6%	9.6%
Q6-29. Passive natural areas (native plants)	32.0%	31.6%	25.8%	10.7%
Q6-30. Playgrounds	41.6%	42.7%	10.9%	4.7%
Q6-31. Sand volleyball courts	19.8%	14.9%	37.6%	27.7%

Q6(10-34). Outdoor Amenities: Regardless of the provider, please indicate how well your needs are being met by each of the recreation amenities listed below on a scale of 4 to 1, where 4 means your needs are "Fully Met" and 1 means your needs are "Not Met" at all. (without "no need")

	Fully met	Mostly met	Partly met	Not met
Q6-32. Skate park	33.0%	26.4%	25.3%	15.4%
Q6-33. Spray ground/splash pad	26.8%	34.5%	28.9%	9.8%
Q6-34. Walking & biking trails	34.4%	38.0%	20.9%	6.7%



Q7. Which FOUR INDOOR amenities from the list in Question 6 are MOST IMPORTANT to your household?

<u>Q7. Top choice</u>	<u>Number</u>	<u>Percent</u>
Indoor before & after school care rooms	24	5.2 %
Indoor fitness center or facility	88	18.9 %
Indoor group exercise studios	20	4.3 %
Indoor gymnasium/courts (basketball, volleyball, pickleball)	76	16.3 %
Indoor gymnastics area	31	6.7 %
Indoor multipurpose rooms for programs, classes, meetings, or events	23	4.9 %
Indoor preschool/early childhood program rooms	14	3.0 %
Indoor running/walking track	35	7.5 %
Indoor turf fields (baseball, soccer, lacrosse)	84	18.0 %
<u>None chosen</u>	<u>71</u>	<u>15.2 %</u>
Total	466	100.0 %

Q7. Which FOUR INDOOR amenities from the list in Question 6 are MOST IMPORTANT to your household?

<u>Q7. 2nd choice</u>	<u>Number</u>	<u>Percent</u>
Indoor before & after school care rooms	12	2.6 %
Indoor fitness center or facility	63	13.5 %
Indoor group exercise studios	40	8.6 %
Indoor gymnasium/courts (basketball, volleyball, pickleball)	67	14.4 %
Indoor gymnastics area	21	4.5 %
Indoor multipurpose rooms for programs, classes, meetings, or events	29	6.2 %
Indoor preschool/early childhood program rooms	12	2.6 %
Indoor running/walking track	56	12.0 %
Indoor turf fields (baseball, soccer, lacrosse)	57	12.2 %
<u>None chosen</u>	<u>109</u>	<u>23.4 %</u>
Total	466	100.0 %

Q7. Which FOUR INDOOR amenities from the list in Question 6 are MOST IMPORTANT to your household?

<u>Q7. 3rd choice</u>	<u>Number</u>	<u>Percent</u>
Indoor before & after school care rooms	13	2.8 %
Indoor fitness center or facility	63	13.5 %
Indoor group exercise studios	35	7.5 %
Indoor gymnasium/courts (basketball, volleyball, pickleball)	45	9.7 %
Indoor gymnastics area	27	5.8 %
Indoor multipurpose rooms for programs, classes, meetings, or events	49	10.5 %
Indoor preschool/early childhood program rooms	7	1.5 %
Indoor running/walking track	51	10.9 %
Indoor turf fields (baseball, soccer, lacrosse)	22	4.7 %
<u>None chosen</u>	<u>154</u>	<u>33.0 %</u>
Total	466	100.0 %

Q7. Which FOUR INDOOR amenities from the list in Question 6 are MOST IMPORTANT to your household?

<u>Q7. 4th choice</u>	<u>Number</u>	<u>Percent</u>
Indoor before & after school care rooms	17	3.6 %
Indoor fitness center or facility	37	7.9 %
Indoor group exercise studios	43	9.2 %
Indoor gymnasium/courts (basketball, volleyball, pickleball)	34	7.3 %
Indoor gymnastics area	16	3.4 %
Indoor multipurpose rooms for programs, classes, meetings, or events	47	10.1 %
Indoor preschool/early childhood program rooms	17	3.6 %
Indoor running/walking track	50	10.7 %
Indoor turf fields (baseball, soccer, lacrosse)	10	2.1 %
<u>None chosen</u>	<u>195</u>	<u>41.8 %</u>
Total	466	100.0 %



Q7. Which FOUR INDOOR amenities from the list in Question 6 are MOST IMPORTANT to your household? (top 4)

<u>Q7. Top choice</u>	<u>Number</u>	<u>Percent</u>
Indoor before & after school care rooms	66	14.2 %
Indoor fitness center or facility	251	53.9 %
Indoor group exercise studios	138	29.6 %
Indoor gymnasium/courts (basketball, volleyball, pickleball)	222	47.6 %
Indoor gymnastics area	95	20.4 %
Indoor multipurpose rooms for programs, classes, meetings, or events	148	31.8 %
Indoor preschool/early childhood program rooms	50	10.7 %
Indoor running/walking track	192	41.2 %
Indoor turf fields (baseball, soccer, lacrosse)	173	37.1 %
<u>None chosen</u>	<u>71</u>	<u>15.2 %</u>
Total	1406	

Q8. Which FOUR OUTDOOR amenities from the list in Question 6 are MOST IMPORTANT to your household?

<u>Q8. Top choice</u>	<u>Number</u>	<u>Percent</u>
Disc golf course	2	0.4 %
Dog parks (off-leash)	41	8.8 %
Garden plots	2	0.4 %
Golf course	18	3.9 %
Green gathering areas (lawn)	7	1.5 %
Mini-golf course	11	2.4 %
Outdoor athletic facility lighting (courts, diamonds, fields)	27	5.8 %
Outdoor bandshell/amphitheater	13	2.8 %
Outdoor baseball & softball diamond fields	51	10.9 %
Outdoor basketball	10	2.1 %
Outdoor fitness equipment	1	0.2 %
Outdoor ice rink	10	2.1 %
Outdoor pickleball courts	22	4.7 %
Outdoor soccer/lacrosse/football fields	31	6.7 %
Outdoor swimming pool/water park	25	5.4 %
Outdoor synthetic turf fields	14	3.0 %
Outdoor tennis courts	11	2.4 %
Park restroom buildings (permanent)	17	3.6 %
Park shelters & picnic areas	3	0.6 %
Passive natural areas (native plants)	4	0.9 %
Playgrounds	51	10.9 %
Sand volleyball courts	2	0.4 %
Spray ground/splash pad	5	1.1 %
Walking & biking trails	41	8.8 %
None chosen	47	10.1 %
Total	466	100.0 %



Q8. Which FOUR OUTDOOR amenities from the list in Question 6 are MOST IMPORTANT to your household?

<u>Q8. 2nd choice</u>	<u>Number</u>	<u>Percent</u>
Disc golf course	3	0.6 %
Dog parks (off-leash)	20	4.3 %
Garden plots	8	1.7 %
Golf course	12	2.6 %
Green gathering areas (lawn)	14	3.0 %
Mini-golf course	12	2.6 %
Outdoor athletic facility lighting (courts, diamonds, fields)	29	6.2 %
Outdoor bandshell/amphitheater	24	5.2 %
Outdoor baseball & softball diamond fields	22	4.7 %
Outdoor basketball	12	2.6 %
Outdoor fitness equipment	10	2.1 %
Outdoor ice rink	13	2.8 %
Outdoor pickleball courts	9	1.9 %
Outdoor soccer/lacrosse/football fields	23	4.9 %
Outdoor swimming pool/water park	38	8.2 %
Outdoor synthetic turf fields	25	5.4 %
Outdoor tennis courts	17	3.6 %
Park restroom buildings (permanent)	17	3.6 %
Park shelters & picnic areas	9	1.9 %
Passive natural areas (native plants)	9	1.9 %
Playgrounds	19	4.1 %
Sand volleyball courts	2	0.4 %
Spray ground/splash pad	13	2.8 %
Walking & biking trails	38	8.2 %
None chosen	68	14.6 %
Total	466	100.0 %

Q8. Which FOUR OUTDOOR amenities from the list in Question 6 are MOST IMPORTANT to your household?

<u>Q8. 3rd choice</u>	<u>Number</u>	<u>Percent</u>
Disc golf course	7	1.5 %
Dog parks (off-leash)	18	3.9 %
Garden plots	4	0.9 %
Golf course	11	2.4 %
Green gathering areas (lawn)	13	2.8 %
Mini-golf course	10	2.1 %
Outdoor athletic facility lighting (courts, diamonds, fields)	20	4.3 %
Outdoor bandshell/amphitheater	15	3.2 %
Outdoor baseball & softball diamond fields	14	3.0 %
Outdoor basketball	13	2.8 %
Outdoor fitness equipment	8	1.7 %
Outdoor ice rink	15	3.2 %
Outdoor pickleball courts	11	2.4 %
Outdoor soccer/lacrosse/football fields	21	4.5 %
Outdoor swimming pool/water park	39	8.4 %
Outdoor synthetic turf fields	16	3.4 %
Outdoor tennis courts	9	1.9 %
Park restroom buildings (permanent)	33	7.1 %
Park shelters & picnic areas	17	3.6 %
Passive natural areas (native plants)	8	1.7 %
Playgrounds	19	4.1 %
Skate park	1	0.2 %
Spray ground/splash pad	9	1.9 %
Walking & biking trails	43	9.2 %
<u>None chosen</u>	<u>92</u>	<u>19.7 %</u>
Total	466	100.0 %



Q8. Which FOUR OUTDOOR amenities from the list in Question 6 are MOST IMPORTANT to your household?

<u>Q8. 4th choice</u>	<u>Number</u>	<u>Percent</u>
Disc golf course	4	0.9 %
Dog parks (off-leash)	11	2.4 %
Garden plots	10	2.1 %
Golf course	9	1.9 %
Green gathering areas (lawn)	16	3.4 %
Mini-golf course	11	2.4 %
Outdoor athletic facility lighting (courts, diamonds, fields)	21	4.5 %
Outdoor bandshell/amphitheater	18	3.9 %
Outdoor baseball & softball diamond fields	10	2.1 %
Outdoor basketball	13	2.8 %
Outdoor fitness equipment	6	1.3 %
Outdoor ice rink	15	3.2 %
Outdoor pickleball courts	13	2.8 %
Outdoor soccer/lacrosse/football fields	14	3.0 %
Outdoor swimming pool/water park	31	6.7 %
Outdoor synthetic turf fields	14	3.0 %
Outdoor tennis courts	6	1.3 %
Park restroom buildings (permanent)	36	7.7 %
Park shelters & picnic areas	14	3.0 %
Passive natural areas (native plants)	16	3.4 %
Playgrounds	16	3.4 %
Sand volleyball courts	3	0.6 %
Skate park	1	0.2 %
Spray ground/splash pad	6	1.3 %
Walking & biking trails	27	5.8 %
None chosen	125	26.8 %
Total	466	100.0 %

Q8. Which FOUR OUTDOOR amenities from the list in Question 6 are MOST IMPORTANT to your household? (top 4)

<u>Q8. Top choice</u>	<u>Number</u>	<u>Percent</u>
Disc golf course	16	3.4 %
Dog parks (off-leash)	90	19.3 %
Garden plots	24	5.2 %
Golf course	50	10.7 %
Green gathering areas (lawn)	50	10.7 %
Mini-golf course	44	9.4 %
Outdoor athletic facility lighting (courts, diamonds, fields)	97	20.8 %
Outdoor bandshell/amphitheater	70	15.0 %
Outdoor baseball & softball diamond fields	97	20.8 %
Outdoor basketball	48	10.3 %
Outdoor fitness equipment	25	5.4 %
Outdoor ice rink	53	11.4 %
Outdoor pickleball courts	55	11.8 %
Outdoor soccer/lacrosse/football fields	89	19.1 %
Outdoor swimming pool/water park	133	28.5 %
Outdoor synthetic turf fields	69	14.8 %
Outdoor tennis courts	43	9.2 %
Park restroom buildings (permanent)	103	22.1 %
Park shelters & picnic areas	43	9.2 %
Passive natural areas (native plants)	37	7.9 %
Playgrounds	105	22.5 %
Sand volleyball courts	7	1.5 %
Skate park	2	0.4 %
Spray ground/splash pad	33	7.1 %
Walking & biking trails	149	32.0 %
None chosen	47	10.1 %
Total	1579	



Q9(1-19). Early Childhood and Youth Programs: Regardless of the provider, please indicate how well your needs are being met by each of the programs listed below on a scale of 4 to 1, where 4 means your needs are "Fully Met," and 1 means your needs are "Not Met" at all.

(N=466)

	Fully met	Mostly met	Partly met	Not met	No need
Q9-1. Before & after school programs	2.6%	5.4%	5.4%	7.3%	79.4%
Q9-2. Birthday parties	4.7%	3.9%	9.4%	7.9%	74.0%
Q9-3. Cooking classes	2.4%	1.7%	5.2%	19.5%	71.2%
Q9-4. Cultural arts-performing (dance, theater)	5.4%	8.2%	11.4%	8.6%	66.5%
Q9-5. Cultural arts-visual (drawing, painting)	3.2%	6.7%	10.3%	9.4%	70.4%
Q9-6. Educational classes (technology, special interest, STEAM)	3.9%	8.6%	13.7%	12.0%	61.8%
Q9-7. Fitness & wellness programs	7.9%	14.6%	17.4%	7.9%	52.1%
Q9-8. Golf instruction programs	3.2%	5.4%	8.8%	10.1%	72.5%
Q9-9. Gymnastics programs	6.0%	8.6%	10.1%	5.8%	69.5%
Q9-10. Learn to swim & diving programs	5.4%	9.0%	10.7%	9.4%	65.5%
Q9-11. Martial arts programs	5.2%	4.1%	3.4%	3.0%	84.3%
Q9-12. Music lesson programs	2.8%	4.9%	7.5%	12.4%	72.3%
Q9-13. Nature programs/environmental education	3.4%	3.6%	7.7%	11.8%	73.4%
Q9-14. Preschool half-day	4.3%	3.0%	2.1%	2.4%	88.2%
Q9-15. Preschool with all day care	2.4%	1.3%	1.9%	7.1%	87.3%
Q9-16. Programs for teens	1.1%	2.1%	7.7%	11.4%	77.7%
Q9-17. Sports programs & leagues	4.7%	10.9%	15.5%	10.9%	57.9%
Q9-18. Summer camp programs	4.1%	7.7%	15.9%	6.9%	65.5%
Q9-19. Tennis lessons & leagues	4.1%	7.7%	9.2%	6.0%	73.0%

Q9(1-19). Early Childhood and Youth Programs: Regardless of the provider, please indicate how well your needs are being met by each of the programs listed below on a scale of 4 to 1, where 4 means your needs are "Fully Met," and 1 means your needs are "Not Met" at all. (without "no need")

(N=466)

	Fully met	Mostly met	Partly met	Not met
Q9-1. Before & after school programs	12.5%	26.0%	26.0%	35.4%
Q9-2. Birthday parties	18.2%	14.9%	36.4%	30.6%
Q9-3. Cooking classes	8.2%	6.0%	17.9%	67.9%
Q9-4. Cultural arts-performing (dance, theater)	16.0%	24.4%	34.0%	25.6%
Q9-5. Cultural arts-visual (drawing, painting)	10.9%	22.5%	34.8%	31.9%
Q9-6. Educational classes (technology, special interest, STEAM)	10.1%	22.5%	36.0%	31.5%
Q9-7. Fitness & wellness programs	16.6%	30.5%	36.3%	16.6%
Q9-8. Golf instruction programs	11.7%	19.5%	32.0%	36.7%
Q9-9. Gymnastics programs	19.7%	28.2%	33.1%	19.0%
Q9-10. Learn to swim & diving programs	15.5%	26.1%	31.1%	27.3%
Q9-11. Martial arts programs	32.9%	26.0%	21.9%	19.2%
Q9-12. Music lesson programs	10.1%	17.8%	27.1%	45.0%
Q9-13. Nature programs/environmental education	12.9%	13.7%	29.0%	44.4%
Q9-14. Preschool half-day	36.4%	25.5%	18.2%	20.0%
Q9-15. Preschool with all day care	18.6%	10.2%	15.3%	55.9%
Q9-16. Programs for teens	4.8%	9.6%	34.6%	51.0%
Q9-17. Sports programs & leagues	11.2%	26.0%	36.7%	26.0%
Q9-18. Summer camp programs	11.8%	22.4%	46.0%	19.9%
Q9-19. Tennis lessons & leagues	15.1%	28.6%	34.1%	22.2%



Q9(20-32). Adult Programs: Regardless of the provider, please indicate how well your needs are being met by each of the programs listed below on a scale of 4 to 1, where 4 means your needs are "Fully Met," and 1 means your needs are "Not Met" at all.

(N=466)

	Fully met	Mostly met	Partly met	Not met	No need
Q9-20. Adult cultural arts-visual (drawing, painting)	3.6%	4.5%	8.2%	6.2%	77.5%
Q9-21. Adult cultural arts-performing (dance, theater)	2.8%	5.4%	6.7%	5.6%	79.6%
Q9-22. Adult cooking classes	1.7%	2.4%	5.2%	19.3%	71.5%
Q9-23. Adult education programs (finance, language, technology)	2.8%	4.3%	7.9%	11.8%	73.2%
Q9-24. Adult fitness & wellness programs	5.4%	13.7%	14.6%	11.4%	54.9%
Q9-25. Adult golf instruction programs & leagues	3.9%	3.4%	6.7%	9.2%	76.8%
Q9-26. Adult martial arts programs	2.4%	1.1%	3.6%	2.4%	90.6%
Q9-27. Adult pickleball lessons & leagues	2.1%	3.4%	9.0%	14.8%	70.6%
Q9-28. Adult programs for 62 years & older	3.6%	4.1%	6.9%	4.9%	80.5%
Q9-29. Adult sports programs & leagues	2.4%	4.1%	9.2%	9.4%	74.9%
Q9-30. Adult tennis lessons & leagues	3.4%	4.3%	9.7%	4.5%	78.1%
Q9-31. Adult water fitness programs	3.9%	3.0%	8.2%	7.3%	77.7%
Q9-32. Special events for adults only	3.4%	4.9%	9.0%	8.2%	74.5%

Q9(20-32). Adult Programs: Regardless of the provider, please indicate how well your needs are being met by each of the programs listed below on a scale of 4 to 1, where 4 means your needs are "Fully Met," and 1 means your needs are "Not Met" at all. (without "no need")

(N=466)

	Fully met	Mostly met	Partly met	Not met
Q9-20. Adult cultural arts-visual (drawing, painting)	16.2%	20.0%	36.2%	27.6%
Q9-21. Adult cultural arts-performing (dance, theater)	13.7%	26.3%	32.6%	27.4%
Q9-22. Adult cooking classes	6.0%	8.3%	18.0%	67.7%
Q9-23. Adult education programs (finance, language, technology)	10.4%	16.0%	29.6%	44.0%
Q9-24. Adult fitness & wellness programs	11.9%	30.5%	32.4%	25.2%
Q9-25. Adult golf instruction programs & leagues	16.7%	14.8%	28.7%	39.8%
Q9-26. Adult martial arts programs	25.0%	11.4%	38.6%	25.0%
Q9-27. Adult pickleball lessons & leagues	7.3%	11.7%	30.7%	50.4%
Q9-28. Adult programs for 62 years & older	18.7%	20.9%	35.2%	25.3%
Q9-29. Adult sports programs & leagues	9.4%	16.2%	36.8%	37.6%
Q9-30. Adult tennis lessons & leagues	15.7%	19.6%	44.1%	20.6%
Q9-31. Adult water fitness programs	17.3%	13.5%	36.5%	32.7%
Q9-32. Special events for adults only	13.4%	19.3%	35.3%	31.9%



Q9(33-36). All Ages Programs: Regardless of the provider, please indicate how well your needs are being met by each of the programs listed below on a scale of 4 to 1, where 4 means your needs are "Fully Met," and 1 means your needs are "Not Met" at all.

(N=466)

	Fully met	Mostly met	Partly met	Not met	No need
Q9-33. Community events (outdoor music, movies, holiday events)	15.5%	24.2%	20.6%	5.6%	34.1%
Q9-34. eSports (video games/virtual gaming)	1.1%	0.6%	2.1%	7.3%	88.8%
Q9-35. Outdoor adventure programs	2.6%	3.9%	10.5%	12.2%	70.8%
Q9-36. Programs for individuals with special needs	1.9%	1.3%	3.2%	4.1%	89.5%

Q9(33-36). All Ages Programs: Regardless of the provider, please indicate how well your needs are being met by each of the programs listed below on a scale of 4 to 1, where 4 means your needs are "Fully Met," and 1 means your needs are "Not Met" at all. (without "no need")

(N=466)

	Fully met	Mostly met	Partly met	Not met
Q9-33. Community events (outdoor music, movies, holiday events)	23.5%	36.8%	31.3%	8.5%
Q9-34. eSports (video games/virtual gaming)	9.6%	5.8%	19.2%	65.4%
Q9-35. Outdoor adventure programs	8.8%	13.2%	36.0%	41.9%
Q9-36. Programs for individuals with special needs	18.4%	12.2%	30.6%	38.8%



Q10. Which FOUR PROGRAMS from the list in Question 9 are MOST IMPORTANT to your household?

Q10. Top choice	Number	Percent
Before & after school programs	27	5.8 %
Birthday parties	8	1.7 %
Cooking classes	9	1.9 %
Cultural arts-performing (dance, theater)	8	1.7 %
Cultural arts-visual (drawing, painting)	9	1.9 %
Educational classes (technology, special interest, STEAM)	15	3.2 %
Fitness & wellness programs	45	9.7 %
Golf instruction programs	6	1.3 %
Gymnastics programs	20	4.3 %
Learn to swim & diving programs	13	2.8 %
Music lesson programs	4	0.9 %
Nature programs/environmental education	7	1.5 %
Preschool half-day	9	1.9 %
Preschool with all day care	6	1.3 %
Programs for teens	18	3.9 %
Sports programs & leagues	38	8.2 %
Summer camp programs	19	4.1 %
Tennis lessons & leagues	11	2.4 %
Adult cultural arts-visual (drawing, painting)	3	0.6 %
Adult cooking classes	5	1.1 %
Adult education programs (finance, language, technology)	2	0.4 %
Adult fitness & wellness programs	12	2.6 %
Adult golf instruction programs & leagues	6	1.3 %
Adult pickleball lessons & leagues	12	2.6 %
Adult programs for 62 years & older	5	1.1 %
Adult sports programs & leagues	1	0.2 %
Adult tennis lessons & leagues	6	1.3 %
Adult water fitness programs	6	1.3 %
Special events for adults only	3	0.6 %
Community events (outdoor music, movies, holiday events)	16	3.4 %
Outdoor adventure programs	1	0.2 %
Programs for individuals with special needs	3	0.6 %
None chosen	113	24.2 %
Total	466	100.0 %

Q10. Which FOUR PROGRAMS from the list in Question 9 are MOST IMPORTANT to your household?

Q10. 2nd choice	Number	Percent
Before & after school programs	9	1.9 %
Birthday parties	7	1.5 %
Cooking classes	10	2.1 %
Cultural arts-performing (dance, theater)	11	2.4 %
Cultural arts-visual (drawing, painting)	7	1.5 %
Educational classes (technology, special interest, STEAM)	17	3.6 %
Fitness & wellness programs	31	6.7 %
Golf instruction programs	13	2.8 %
Gymnastics programs	15	3.2 %
Learn to swim & diving programs	18	3.9 %
Martial arts programs	3	0.6 %
Music lesson programs	5	1.1 %
Nature programs/environmental education	12	2.6 %
Preschool half-day	4	0.9 %
Preschool with all day care	7	1.5 %
Programs for teens	6	1.3 %
Sports programs & leagues	27	5.8 %
Summer camp programs	27	5.8 %
Tennis lessons & leagues	11	2.4 %
Adult cultural arts-visual (drawing, painting)	1	0.2 %
Adult cooking classes	5	1.1 %
Adult education programs (finance, language, technology)	2	0.4 %
Adult fitness & wellness programs	13	2.8 %
Adult golf instruction programs & leagues	1	0.2 %
Adult pickleball lessons & leagues	10	2.1 %
Adult programs for 62 years & older	7	1.5 %
Adult tennis lessons & leagues	7	1.5 %
Adult water fitness programs	6	1.3 %
Special events for adults only	6	1.3 %
Community events (outdoor music, movies, holiday events)	18	3.9 %
eSports (video games/virtual gaming)	3	0.6 %
Outdoor adventure programs	7	1.5 %
Programs for individuals with special needs	3	0.6 %
None chosen	137	29.4 %
Total	466	100.0 %



Q10. Which FOUR PROGRAMS from the list in Question 9 are MOST IMPORTANT to your household?

Q10. 3rd choice	Number	Percent
Before & after school programs	5	1.1 %
Birthday parties	8	1.7 %
Cooking classes	9	1.9 %
Cultural arts-performing (dance, theater)	8	1.7 %
Cultural arts-visual (drawing, painting)	9	1.9 %
Educational classes (technology, special interest, STEAM)	18	3.9 %
Fitness & wellness programs	20	4.3 %
Golf instruction programs	8	1.7 %
Gymnastics programs	12	2.6 %
Learn to swim & diving programs	17	3.6 %
Martial arts programs	5	1.1 %
Music lesson programs	10	2.1 %
Nature programs/environmental education	10	2.1 %
Preschool half-day	2	0.4 %
Preschool with all day care	7	1.5 %
Programs for teens	14	3.0 %
Sports programs & leagues	17	3.6 %
Summer camp programs	16	3.4 %
Tennis lessons & leagues	10	2.1 %
Adult cultural arts-visual (drawing, painting)	3	0.6 %
Adult cultural arts-performing (dance, theater)	4	0.9 %
Adult cooking classes	6	1.3 %
Adult education programs (finance, language, technology)	1	0.2 %
Adult fitness & wellness programs	9	1.9 %
Adult golf instruction programs & leagues	5	1.1 %
Adult martial arts programs	1	0.2 %
Adult pickleball lessons & leagues	5	1.1 %
Adult programs for 62 years & older	6	1.3 %
Adult sports programs & leagues	7	1.5 %
Adult tennis lessons & leagues	4	0.9 %
Adult water fitness programs	4	0.9 %
Special events for adults only	7	1.5 %
Community events (outdoor music, movies, holiday events)	20	4.3 %
eSports (video games/virtual gaming)	1	0.2 %
Outdoor adventure programs	4	0.9 %
Programs for individuals with special needs	1	0.2 %
None chosen	173	37.1 %
Total	466	100.0 %

Q10. Which FOUR PROGRAMS from the list in Question 9 are MOST IMPORTANT to your household?

Q10. 4th choice	Number	Percent
Before & after school programs	5	1.1 %
Birthday parties	8	1.7 %
Cooking classes	9	1.9 %
Cultural arts-performing (dance, theater)	7	1.5 %
Cultural arts-visual (drawing, painting)	11	2.4 %
Educational classes (technology, special interest, STEAM)	15	3.2 %
Fitness & wellness programs	16	3.4 %
Golf instruction programs	10	2.1 %
Gymnastics programs	6	1.3 %
Learn to swim & diving programs	10	2.1 %
Martial arts programs	2	0.4 %
Music lesson programs	8	1.7 %
Nature programs/environmental education	10	2.1 %
Preschool half-day	1	0.2 %
Preschool with all day care	3	0.6 %
Programs for teens	13	2.8 %
Sports programs & leagues	8	1.7 %
Summer camp programs	15	3.2 %
Tennis lessons & leagues	7	1.5 %
Adult cultural arts-visual (drawing, painting)	4	0.9 %
Adult cultural arts-performing (dance, theater)	2	0.4 %
Adult cooking classes	5	1.1 %
Adult education programs (finance, language, technology)	5	1.1 %
Adult fitness & wellness programs	8	1.7 %
Adult golf instruction programs & leagues	6	1.3 %
Adult pickleball lessons & leagues	6	1.3 %
Adult programs for 62 years & older	5	1.1 %
Adult sports programs & leagues	5	1.1 %
Adult tennis lessons & leagues	1	0.2 %
Adult water fitness programs	7	1.5 %
Special events for adults only	7	1.5 %
Community events (outdoor music, movies, holiday events)	30	6.4 %
eSports (video games/virtual gaming)	4	0.9 %
Outdoor adventure programs	13	2.8 %
Programs for individuals with special needs	2	0.4 %
None chosen	192	41.2 %
Total	466	100.0 %



Q8. Which FOUR OUTDOOR amenities from the list in Question 6 are MOST IMPORTANT to your household?

<u>Q8. 4th choice</u>	<u>Number</u>	<u>Percent</u>
Disc golf course	4	0.9 %
Dog parks (off-leash)	11	2.4 %
Garden plots	10	2.1 %
Golf course	9	1.9 %
Green gathering areas (lawn)	16	3.4 %
Mini-golf course	11	2.4 %
Outdoor athletic facility lighting (courts, diamonds, fields)	21	4.5 %
Outdoor bandshell/amphitheater	18	3.9 %
Outdoor baseball & softball diamond fields	10	2.1 %
Outdoor basketball	13	2.8 %
Outdoor fitness equipment	6	1.3 %
Outdoor ice rink	15	3.2 %
Outdoor pickleball courts	13	2.8 %
Outdoor soccer/lacrosse/football fields	14	3.0 %
Outdoor swimming pool/water park	31	6.7 %
Outdoor synthetic turf fields	14	3.0 %
Outdoor tennis courts	6	1.3 %
Park restroom buildings (permanent)	36	7.7 %
Park shelters & picnic areas	14	3.0 %
Passive natural areas (native plants)	16	3.4 %
Playgrounds	16	3.4 %
Sand volleyball courts	3	0.6 %
Skate park	1	0.2 %
Spray ground/splash pad	6	1.3 %
Walking & biking trails	27	5.8 %
None chosen	125	26.8 %
Total	466	100.0 %

Q8. Which FOUR OUTDOOR amenities from the list in Question 6 are MOST IMPORTANT to your household? (top 4)

<u>Q8. Top choice</u>	<u>Number</u>	<u>Percent</u>
Disc golf course	16	3.4 %
Dog parks (off-leash)	90	19.3 %
Garden plots	24	5.2 %
Golf course	50	10.7 %
Green gathering areas (lawn)	50	10.7 %
Mini-golf course	44	9.4 %
Outdoor athletic facility lighting (courts, diamonds, fields)	97	20.8 %
Outdoor bandshell/amphitheater	70	15.0 %
Outdoor baseball & softball diamond fields	97	20.8 %
Outdoor basketball	48	10.3 %
Outdoor fitness equipment	25	5.4 %
Outdoor ice rink	53	11.4 %
Outdoor pickleball courts	55	11.8 %
Outdoor soccer/lacrosse/football fields	89	19.1 %
Outdoor swimming pool/water park	133	28.5 %
Outdoor synthetic turf fields	69	14.8 %
Outdoor tennis courts	43	9.2 %
Park restroom buildings (permanent)	103	22.1 %
Park shelters & picnic areas	43	9.2 %
Passive natural areas (native plants)	37	7.9 %
Playgrounds	105	22.5 %
Sand volleyball courts	7	1.5 %
Skate park	2	0.4 %
Spray ground/splash pad	33	7.1 %
Walking & biking trails	149	32.0 %
None chosen	47	10.1 %
Total	1579	



Q11. Information Sources: Please rate how effective you believe each of the following INFORMATION SOURCES listed below is on a scale of 5 to 1, where 5 means the source is "Very Effective," and 1 means the source is "Very Ineffective." (without "not applicable")

(N=466)

	Very effective	Effective	Neutral	Ineffective	Very ineffective
Q11-1. Park District email newsletters	22.3%	44.6%	25.7%	4.2%	3.1%
Q11-2. Park District social media (Facebook, Instagram, Twitter)	16.7%	38.5%	31.3%	9.1%	4.4%
Q11-3. Park District flyers/posters	13.6%	34.9%	35.2%	12.4%	3.8%
Q11-4. Park District program brochure	37.3%	40.0%	17.8%	3.0%	1.9%
Q11-5. Park District website	19.0%	43.6%	28.1%	5.3%	4.0%
Q11-6. Park District yard signs	7.5%	20.6%	43.1%	19.2%	9.6%
Q11-7. Conversations with Park District staff	20.4%	32.2%	33.7%	7.1%	6.7%
Q11-8. Friends & neighbors	20.8%	50.5%	24.0%	1.9%	2.8%
Q11-9. Newspaper/magazine articles/ advertisements	9.2%	31.6%	40.8%	12.1%	6.3%
Q11-10. Other	8.7%	8.7%	60.9%	8.7%	13.0%

Q12. Which THREE INFORMATION SOURCES from the list in Question 11 do you MOST PREFER to use to get information about the Elmhurst Park District?

<u>Q12. Top choice</u>	<u>Number</u>	<u>Percent</u>
Park District email newsletters	144	30.9 %
Park District social media (Facebook, Instagram, Twitter)	30	6.4 %
Park District flyers/posters	7	1.5 %
Park District program brochure	134	28.8 %
Park District website	56	12.0 %
Park District yard signs	1	0.2 %
Conversations with Park District staff	2	0.4 %
Friends & neighbors	7	1.5 %
Newspaper/magazine articles/advertisements	2	0.4 %
<u>None chosen</u>	<u>83</u>	<u>17.8 %</u>
Total	466	100.0 %



Q12. Which THREE INFORMATION SOURCES from the list in Question 11 do you MOST PREFER to use to get information about the Elmhurst Park District?

<u>Q12. 2nd choice</u>	<u>Number</u>	<u>Percent</u>
Park District email newsletters	71	15.2 %
Park District social media (Facebook, Instagram, Twitter)	59	12.7 %
Park District flyers/posters	16	3.4 %
Park District program brochure	84	18.0 %
Park District website	78	16.7 %
Park District yard signs	4	0.9 %
Conversations with Park District staff	3	0.6 %
Friends & neighbors	27	5.8 %
Newspaper/magazine articles/advertisements	12	2.6 %
Other	1	0.2 %
<u>None chosen</u>	<u>111</u>	<u>23.8 %</u>
Total	466	100.0 %

Q12. Which THREE INFORMATION SOURCES from the list in Question 11 do you MOST PREFER to use to get information about the Elmhurst Park District?

<u>Q12. 3rd choice</u>	<u>Number</u>	<u>Percent</u>
Park District email newsletters	43	9.2 %
Park District social media (Facebook, Instagram, Twitter)	22	4.7 %
Park District flyers/posters	35	7.5 %
Park District program brochure	52	11.2 %
Park District website	57	12.2 %
Park District yard signs	15	3.2 %
Conversations with Park District staff	21	4.5 %
Friends & neighbors	45	9.7 %
Newspaper/magazine articles/advertisements	20	4.3 %
Other	1	0.2 %
<u>None chosen</u>	<u>155</u>	<u>33.3 %</u>
Total	466	100.0 %



Q12. Which THREE INFORMATION SOURCES from the list in Question 11 do you MOST PREFER to use to get information about the Elmhurst Park District? (top 3)

<u>Q12. Top choice</u>	<u>Number</u>	<u>Percent</u>
Park District email newsletters	258	55.4 %
Park District social media (Facebook, Instagram, Twitter)	111	23.8 %
Park District flyers/posters	58	12.4 %
Park District program brochure	270	57.9 %
Park District website	191	41.0 %
Park District yard signs	20	4.3 %
Conversations with Park District staff	26	5.6 %
Friends & neighbors	79	17.0 %
Newspaper/magazine articles/advertisements	34	7.3 %
Other	2	0.4 %
<u>None chosen</u>	<u>83</u>	<u>17.8 %</u>
Total	1132	

Q13. Please check ALL the organizations you or other members of your household used for indoor and outdoor recreation and sports activities during the past 12 months.

Q13. All the organizations your household used for indoor & outdoor recreation & sports activities during past 12 months

	Number	Percent
Colleges/universities	168	36.1 %
DuPage County Forest Preserve District	140	30.0 %
Elmhurst Park District	354	76.0 %
Neighboring communities or other park districts	249	53.4 %
Place of worship (church, mosque, synagogue)	94	20.2 %
Private & non-profit youth sports	190	40.8 %
Private clubs (tennis, health, fitness)	148	31.8 %
Private country clubs	57	12.2 %
Private schools	53	11.4 %
Private summer camps	113	24.2 %
YMCA	105	22.5 %
Other	24	5.2 %
<u>None, do not use any organizations</u>	<u>12</u>	<u>2.6 %</u>
Total	1707	

Q13. Please check ALL the organizations you or other members of your household used for indoor and outdoor recreation and sports activities during the past 12 months. (without "none")

Q13. All the organizations your household used for indoor & outdoor recreation & sports activities during past 12 months

	Number	Percent
Colleges/universities	168	37.0 %
DuPage County Forest Preserve District	140	30.8 %
Elmhurst Park District	352	77.5 %
Neighboring communities or other park districts	249	54.8 %
Place of worship (church, mosque, synagogue)	93	20.5 %
Private & non-profit youth sports	190	41.9 %
Private clubs (tennis, health, fitness)	148	32.6 %
Private country clubs	57	12.6 %
Private schools	53	11.7 %
Private summer camps	113	24.9 %
YMCA	105	23.1 %
Other	24	5.3 %
Total	1692	



Q14. For more than ten years, the Elmhurst Park District has received less than six cents (6¢) of every dollar of your total property tax bill. Thinking about the services, facilities, and programs the District provides to residents, and the amount of property taxes that go to the District, how would you rate the overall value of the property taxes you pay that go to the District?

Q14. How would you rate overall value of the property taxes you pay that go to the District

	Number	Percent
Excellent	110	23.6 %
Good	125	26.8 %
Fair	83	17.8 %
Poor	77	16.5 %
Don't know	71	15.2 %
Total	466	100.0 %

Q14. For more than ten years, the Elmhurst Park District has received less than six cents (6¢) of every dollar of your total property tax bill. Thinking about the services, facilities, and programs the District provides to residents, and the amount of property taxes that go to the District, how would you rate the overall value of the property taxes you pay that go to the District? (without "don't know")

Q14. How would you rate overall value of the property taxes you pay that go to the District

	Number	Percent
Excellent	110	27.8 %
Good	125	31.6 %
Fair	83	21.0 %
Poor	77	19.5 %
Total	395	100.0 %

Q15. The community was last surveyed in 2016 during the Elmhurst Park District's Vision 2020 planning process. Since that time, several projects were completed within existing financial capabilities (e.g., Centennial Park, Mary E. Kies Recreation Center, and expansion of Glos Park). However, some needs remain, such as upgrading and increasing indoor program space to meet growing demand and improved maintenance of parks and athletic fields. The Park District cannot complete these priorities with the property taxes currently paid by the community. Considering that the average household currently pays approximately \$425 a year to support the Elmhurst Park District, how much more would you be willing to pay via property taxes through a referendum to address these items along with other high priority items you identified in this survey?

Q15. How much more would you be willing to pay via property taxes through a referendum

	Number	Percent
Less than 50	175	37.6 %
50-99	26	5.6 %
100-149	56	12.0 %
150-199	4	0.9 %
200+	91	19.5 %
Not provided	114	24.5 %
Total	466	100.0 %

Q15. The community was last surveyed in 2016 during the Elmhurst Park District's Vision 2020 planning process. Since that time, several projects were completed within existing financial capabilities (e.g., Centennial Park, Mary E. Kies Recreation Center, and expansion of Glos Park). However, some needs remain, such as upgrading and increasing indoor program space to meet growing demand and improved maintenance of parks and athletic fields. The Park District cannot complete these priorities with the property taxes currently paid by the community. Considering that the average household currently pays approximately \$425 a year to support the Elmhurst Park District, how much more would you be willing to pay via property taxes through a referendum to address these items along with other high priority items you identified in this survey? (without "not provided")

Q15. How much more would you be willing to pay via property taxes through a referendum

	Number	Percent
Less than 50	175	49.7 %
50-99	26	7.4 %
100-149	56	15.9 %
150-199	4	1.1 %
200+	91	25.9 %
Total	352	100.0 %



Q16. If a voter referendum was held to fund the needs mentioned in Question 15, how would you vote in the election?

Q16. How would you vote in the election	Number	Percent
Vote in favor	192	41.2 %
Might vote in favor	103	22.1 %
Not sure	95	20.4 %
Vote against	42	9.0 %
Not provided	34	7.3 %
Total	466	100.0 %

Q16. If a voter referendum was held to fund the needs mentioned in Question 15, how would you vote in the election? (without "not provided")

Q16. How would you vote in the election	Number	Percent
Vote in favor	192	44.4 %
Might vote in favor	103	23.8 %
Not sure	95	22.0 %
Vote against	42	9.7 %
Total	432	100.0 %

Q17. What is your age?

Q17. Your age	Number	Percent
18-34	27	5.8 %
35-44	148	31.8 %
45-54	130	27.9 %
55-64	46	9.9 %
65+	83	17.8 %
Not provided	32	6.9 %
Total	466	100.0 %

Q17. What is your age? (without "not provided")

Q17. Your age	Number	Percent
18-34	27	6.2 %
35-44	148	34.1 %
45-54	130	30.0 %
55-64	46	10.6 %
65+	83	19.1 %
Total	434	100.0 %

Q18. What is your gender identity?

Q18. Your gender identity	Number	Percent
Man	125	26.8 %
Woman	303	65.0 %
Prefer to self-describe	1	0.2 %
Prefer not to answer	37	7.9 %
Total	466	100.0 %

Q18. What is your gender identity? (without "prefer not to answer")

Q18. Your gender identity	Number	Percent
Man	125	29.1 %
Woman	303	70.6 %
Prefer to self-describe	1	0.2 %
Total	429	100.0 %

Q19. How many years have you lived in the Elmhurst Park District?

Q19. How many years have you lived in Elmhurst Park District	Number	Percent
0-5	85	18.2 %
6-10	101	21.7 %
11-15	61	13.1 %
16-20	34	7.3 %
21-30	61	13.1 %
31+	103	22.1 %
Not provided	21	4.5 %
Total	466	100.0 %

Q19. How many years have you lived in the Elmhurst Park District? (without "not provided")

Q19. How many years have you lived in Elmhurst Park District	Number	Percent
0-5	85	19.1 %
6-10	101	22.7 %
11-15	61	13.7 %
16-20	34	7.6 %
21-30	61	13.7 %
31+	103	23.1 %
Total	445	100.0 %



Q20. Which of the following best describes your race or ethnicity?

Q20. Your race or ethnicity	Number	Percent
Asian or Asian Indian	19	4.1 %
Black or African American	2	0.4 %
American Indian or Alaska Native	1	0.2 %
White or Caucasian	391	83.9 %
Native Hawaiian or other Pacific Islander	4	0.9 %
Hispanic, Spanish, or Latino/a/x	17	3.6 %
Other	6	1.3 %
Total	440	

Q20-7. Self-describe your race/ethnicity:

Q20-7. Self-describe your race or ethnicity	Number	Percent
Armenian	1	100.0 %
Total	1	100.0 %

Q21. What is your household income?

Q21. Your household income	Number	Percent
Under \$25K	3	0.6 %
\$25K-\$49,999	8	1.7 %
\$50K-\$74,999	21	4.5 %
\$75K-\$99,999	29	6.2 %
\$100K-\$149,999	55	11.8 %
\$150K-\$199,999	51	10.9 %
\$200K+	184	39.5 %
Not provided	115	24.7 %
Total	466	100.0 %

Q21. What is your household income? (without "not provided")

Q21. Your household income	Number	Percent
Under \$25K	3	0.9 %
\$25K-\$49,999	8	2.3 %
\$50K-\$74,999	21	6.0 %
\$75K-\$99,999	29	8.3 %
\$100K-\$149,999	55	15.7 %
\$150K-\$199,999	51	14.5 %
\$200K+	184	52.4 %
Total	351	100.0 %

4 Open-Ended Comments

Open-Ended Question Responses

Q2b – “Other”: Which THREE of the items below are the primary reasons why your HOUSEHOLD has participated in recreation programs or activities offered by the Elmhurst Park District?

- Accessibility of a specific program (ie. theater camp or a general sports camp)
- Childcare times at Courts. Only attending classes during childcare times is limiting.
- Childcare.
- Courts Plus
- Easy to view and choose a variety of options
- Enjoying the park system, Sugar Creek, and the conservatory.
- Family close to the location to be able to assist with travel needs.
- Family will use the pool at East End.
- Had programs I was interested in.
- How fun/interesting the offerings sounded.
- I want them in an activity and it's the most convenient activity for our family
- I wanted to learn how to play pickleball
- Interest in the specific activity/class
- Interested in trying something new.
- Keeping healthy
- Kids interested in the program
- Most of the things we participate in are because we want to. Many choices to choose from.
- My one son has a helper at his programs and it has been amazing. The inclusion programming is great.
- No adult tap in my community
- Not many activities that 0-2 can participate in
- Requirement to join.
- Summer swim at East End and Smalley with grandchildren
- The event types themselves
- The number one reason we participate in the programs is interest. My family members are interested in the various programs offered. The number two reason is necessity (meaning Rec Station). However, we are seriously considering dropping out of Rec Station and going another route which is disappointing for our family because we love the Rec Station teachers and the convenience is wonderful. However, the extreme price jump for this year was very hard to swing financially. There is not a discount for siblings the way there is at many other daycare programs so for multiple children, our price has become extreme. Considering most families do not leave their children at Rec Station until 6:00 (we pick up around 4:30 everyday) I am paying a premium for an hour and a half of care. I think the park district needs to take into account that most folks did not receive a 20+% pay increase (as a teacher I received a 4% pay increase) but our Rec Station costs increase 20%.
- The quality of the facilities are awful. For a premier suburb, with very high property taxes - we should be ashamed in our fields etc
- The types of programs offered.
- Type of activity - walking on EPD's paths, volunteering for Adopt-A-Park.

- Use tennis courts for tennis NOT pickleball
- We love exercising outdoors in the pool at East End
- Whether or not there is availability. I just moved to Elmhurst and I might have chosen somewhere else if I had know there aren't enough spaces in the afterschool program. This is causing significant hardship financially and with my work.

Q3 – “Other”: Please CHECK ALL of the reasons that prevent YOU or other members of your HOUSEHOLD from using parks, recreation and sports facilities, or programs of the Elmhurst Park District more often.

- A couple of activities were cancelled because of insufficient enrollment.
- Cancellation time for summer camps
- Complete lack of adaptive equipment for our children’s needs and extremely limited handicap parking spaces especially at Plunkett Park and Courts plus
- Distance of location from home
- Enrolled then class cancelled
- I feel not enough is offered for seniors, poor communication re new rec center. Need to have an open house to publicize. I stopped buying summer pool pass since the fee has tripled and time open is less. For years I was a member of Courts Plus but they do not accept the special memberships offered by health insurance plans for seniors
- I just haven't had an interest in any programs; I do use the parks occasionally, just no programming.
- I swim at Courts Plus, but I also have an indoor pool where I live, although it's not as good for swimming laps as Courts Plus. If the weather is bad, I prefer to swim at home.
- Just us.
- Lack of organization and communication from staff
- Most of the people that run the sports programs have no clue what they are doing.
- Most programs are geared towards children or seniors. Although, I'm close to senior age, none of the programs interested me
- My children have aged out of the programs.
- My kids have grown out of most programs
- No reason
- Not enough activities for teen.
- Not enough adult only times
- Not inclined to participate
- Not interested
- Not interested in the offerings. The variety of programs is not interesting to family members.
- Not much available for seniors with special needs.
- Nothing interesting
- Pickleball courts at Crestview have limited hours and no lighting. Also, the proximity of the courts to residential housing make it less than desirable. Indoor Pickleball courts at Courts Plus are great, but the Pickleball times are very limited. It’s either early in the morning, or evenings on Friday only. It’s too bad that Courts Plus isn’t open until 11pm like it used to be. I would rent PB court time in the evening after permanent court time tennis ends at 9pm.

E**COMMUNITY NEEDS SURVEY RESULTS**

- Restrooms are closed
- Same programs always offered need to introduce new programs
- Some of the rooms are unpleasant especially the Courts downstairs. No windows. Crowded and loud.
- Still taking Covid precautions, so really not doing anything indoors where others are unmasked and air filtration/ventilation data is not available. Don't play any sports.
- Use parks and facilities, just not programs offered by the Park District.
- Water too cold for aerobics at indoor pool.
- We are new to town and we do not know what is available. Things are announced and they only identify the name of a park and not an address
- We are too old to participate, but like to have activities available. You are doing fine work, keep it up. I would have liked the gardening spot at 261 W. Grantley named after my father since we left it (in 1992) a garden spot of the city. I tried once, but did not effectively influence the powers that be.
- We have a special needs teen. There are very few programs designed for 15 year olds. I'd love more low level-high interest programming for special needs kids.
- We need more programs for adults that we can register for like: bike classes, walking classes, both low cost and publicize these in the brochure and newspaper. More craft classes to make jewelry, arts, special interest, holiday items. I would like to visit the Wilder Mansion on more occasions like if you could have some classes there. I want to see the back room too of the conservatory since the front room is a little small. You could use better greeters at events that greet actual people attending instead of just their exclusive friends.
- We use our park (Berens) quite often on our own without signing up for any programs.

Q5 – “Other”: Please rate the **OVERALL CONDITION** of each of the parks, trails, and facilities listed below that you and members of your household have used during the past 12 months on a scale of 4 to 1, where 4 means “Excellent,” and 1 means “Poor.” If you have not used one of the parks/trails/facilities listed below, please circle “9” for “Not Applicable.”

- Pickleball courts at Crestview - No Rating
- Great Western Trails - Poor
- The Skate Park - Poor
- The Skate Park - Fair

Q6a – Are there any additional facility/amenity ideas that you would like to share with the Elmhurst Park District? If yes, please write your ideas below and please include whether your suggestion is an indoor or outdoor facility/amenity.

- Create outdoor ice rink in the field next to the fire house on S. York. Great use of area that gets no use in winter. Oak Brook has a ice rink, so should Elmhurst. Sporting games played at the field next to Madison school, open the ramp! There is not stroller or wheelchair access. It's dangerous trying to get a stroller down the side of the stairs. Designate 'family swim' times at Courts Plus. Pre-school 'open gymnastics' on Fridays should be free to residents. The 1.5hr timeframe does not constitute a mandatory fee.

- 1) centennial splash pad should be activated by a button. Current timer is ridiculous for children.
- 2) salt creek playground is not friendly to toddlers
- 3) bathrooms should be close to all playgrounds, open and accessible all year.
- 4) tennis courts should be for TENNIS only
- 5) central dog park
- 1) Need for an artificial turf infield at baseball/softball fields in town (this is costly but provides safe, low-maintenance playing surfaces which are impervious to spring weather conditions)
- 2) Annual tapering of fields to alleviate dangerous “lips” where dirt infield meets grass outfield
- 3) Annual grading of fields to ensure flat, safe playing surfaces
- 4) Upgrade of East End Park playing surfaces
- 5) Upgrade of Plunkett Park common spaces and walking paths
- 6) Addition of public batting cages at commonly used parks (only current cages are at Plunkett Park)
- 1. We need separate indoor pools for lap swimmers and water exercise. The water then could be therapeutic for aqua exercise. The water at the Courts is so extremely cold for Aqua Exercise. Need separate pools.
- 2. We also need a deep water well for aqua exercise.
- 3. How about a lazy river?
- 4. Need WOW(women On Weights) exercise class at Courts.
- 5. Need a Saturday Aqua exercise class in the AM.
- 6. Courts needs to be totally redone and updated. It is kept very very clean.
- A local pool open into August
- A really good indoor facility like every other town. Good place for outdoor concerts Everything is for little kids only
- A soccer league would be nice
- Add a hiking trail to Crestview Park. Machines that work at Courts Plus. Upgrade the park equipment at Conrad Fischer School. Have qualified yoga teachers in EPD. Bike rack at Pickle Ball courts at Crestview Park. Fix the water pooling all over the sidewalk at the bottom of the sled hill plus shovel Crestview Park paths more frequently. Pave the Illinois Prairie Path please. When are they going to make the improvements to Wilder Park-the map they showed us ten years ago with a waterfall and everything. Expand the conservatory. Make a bandshell in Wilder Park.
- Add summer pickleball leagues. Add more pickleball courts
- Add water bottle fillers to the parks.
- Additional open play well maintained pickleball courts at Eldridge, wilder, butterfield parks. Crest view has been taken over by a group that meet all the time, use all the courts and discourage newer players.
- Agrivoltiacs with another community garden plot
- All the indoor facilities are bad. Outdoor parks have not changed in 25 years. All the park district cares about is Art in the Park and making money on weddings. And how about some bathrooms that are open from November to April!
- All these questions concern how our available open space can be “developed” or “improved.” COVID taught us the importance of open green space.
- Almost all kids activities are in Wagner Center, which is very far north. It would be nice to see more activities in a centralized location. There are a couple options at Butterfield Park and Jackson school, but they're limited. Please consider expanding a location to accommodate southern Elmhurst. With traffic, many classes just aren't an option for us up at Wagner.
- An aerobics group class for 50 and older.
- An indoor baseball/ soccer facility would be a huge addition to our city. We travel to surrounding cities often for facilities like these.

E**COMMUNITY NEEDS SURVEY RESULTS**

- An indoor full length basketball court
- An indoor play area for kids to use during the winter, open gym with gaga ball pit, climbing wall, ropes course, gymnastics area
- An off-leash dog park (although I believe there is one already planned) or an area in bigger parks would be great.
- Appreciate the new Senior Center.
- Art classes for kids Skateboard lessons More cooking classes Survivor/adventure camps and classes for kids Track and field classes for kids Pickleball class for kids Improv for kids Rethink facilities for kids - hybrid camps are great: outside and inside. Indoor facilities need windows, bigger spaces and modern furnishings. Add teacher helpers to keep group sizes smaller
- At East End Pool, the adult only swim hour should be re-instituted. I have a 20 year old child with special needs, and she does not like little kids, the noises they make alarm her. I used to bring her to that swim all the time, but am no longer able to because of young children who are now also allowed in due to pass holders and not adults only. Exercise is very key to my child and swimming is one of the best for her.
- Baseball and softball are not well maintained. It's embarrassing in comparison to other communities.
- Baseball fields need attention. Insect infestations and poor quality maintenance leads to kids getting hurt.
- baseball fields, especially at East End park, need attention. Sloping in the outfield has made for dangerous conditions.
- Baseball/softball - dugouts and field need to be more proper, viewer areas need more seating and shade.
- Baseball/softball facilities for both EYB and EBSL need major upgrades and do not reflect the town of Elmhurst well. Other towns treat their fields like gems compared to Elmhurst. Most fields are poorly maintained and equipment is taken from them constantly. Berens 5 looks nice from a distance, but without sprinklers to maintain the grass is dangerous to ballplayers; turf there would be ideal. Jefferson ball field surface is a hazard for kids to play on. Plunkett is a nice setting but could be improved as well. Sugar Creek is a nice golf course, but is significantly overpriced for a 9 hole course. I'd love to take my children to teach them the game but it would cost too much. Additionally the shortened evening hours prohibits parents from taking their kids out in the evening after work, when most courses aren't as busy and would be more child friendly.
- Basketball court should have floors.
- Berens Park should have at least 1 all turf baseball field that can be used all around. Berens Park should have a concession stand that is open during games. Berens Park should have shaded areas near the 4 main baseball fields. It's embarrassing when people seek shade near the toilets. Berens Park is an embarrassment. With all the money and taxes we pay in Elmhurst, it should be much nicer.
- Better maintained miniature golf and splash pad at Berens
- Better outdoor mini-golf Do we have an outside ice rink or outside exercise equipment?
- Bigger walking track indoor-courts is too tight of a circle. I wish I knew more about the weight machines or there was a person on the floor to ask.
- Better pools and an indoor pool. Need modernized like other townships surrounding us

- Bigger and more up to date fitness center.
- Bike or walk overpass for RT 83 on the north side.
- bRING BACK THE SENIOR GOLF LEAGUE AT SUGAR CREEK GOLF COURSE AND TAKE DOWN THE GREENS FEES TO WHAT LOMBARD GOLF COURSE IS CHARGING.
- Courts Plus - please expand the stretch area. Only 5-6 people can stretch in this area before things feel awkward. Alternative is to allow use of the group exercise studio when there are no group exercise classes going on. There's plenty of room in there for people to use it for stretching or light exercise / warm up. It's usually locked up when not in use, such a waste of space.
- Courts plus is disgusting Wagner center is disgusting and not safe for classes or preschool small children-especially the lack of security. Gymnastics center needs to be redone. For elmhurst, park district is old and underwhelming compared to other affluent suburbs. Needs to be better.
- Definitely need a senior center. We were told the Centennial park would be a senior center That was a lie. The inside of the building looks like a doctors office. Go see the senior center at Arlington Heights!! The seniors are being ignored. What a shame - indoor Also need a permanent bandshell at wilder park!! Most communities we visit, even smaller than elmhurst, have one. We have first rate music musicians (205, Elmhurst Univ and more) with third rate performance areas - outdoot
- Desperately need indoor basketball/soccer facilities - taxing our Elmhurst tax dollars and business profits to Westmont Yard or Ackerman Center is not good for the economic health of the community. Additionally, access to school district facilities [York, Bryan, Lincoln, etc] is limited and getting worse, negatively impacting the scope and breadth of programs that can be offered to our community. Deteriorating program options will drive residents and customers to other communities. Courts Plus is small, old and insufficient, so needs to be replaced or supplemented by state of the art facilities to attract and/or retain residents in our area.
- Desperately need indoor facilities for our harsh winters - soccer football flag football hockey EPD needs to offer swim lessons ASAP More public meeting space for Scout troops
- Disc Golf Course
- East end park baseball fields are poorly maintained and make it difficult to play/see with the blowing dirt
- East End Pool should have adult swim for one hour
- Elmhurst desperately needs an indoor turf field for soccer, lacrosse, etc., similar to Ackermann in Glen Ellyn or Bo Dome in Bensenville.
- Elmhurst Fields are the worst in the area. They are not maintained, flood easily in spring, don't have lights for fall sports, and not one field is level.
- Elmhurst needs a recreational center that supports the children who want to play sports like basketball, volleyball, etc. Its embarrassing that Elmhurst has NOTHING. Courts Plus is a joke and it needs to be torn done. The fact they have tons of tennis courts and no volleyball or basketball courts is ridiculous. Basketball and volleyball are 100x more popular than tennis for children.
- Elmhurst park district facility or facilities need indoor walking/running track (other than court plus) for adults and children.
- Elmhurst truly needs an indoor soccer field that the teams can rotate using
- Embarrassing to see all of the communities surrounding Elmhurst with awesome indoor facilities for basketball and soccer with Elmhurst offering nothing. It seems like this should be figured

E**COMMUNITY NEEDS SURVEY RESULTS**

out. It's also embarrassing how terrible the outdoor soccer and baseball fields are maintained in Elmhurst.

- Full hours at courts kid plus. And is the climbing wall ever opening back up? Right now there's no childcare from 11:30-2 and that's a great time of day for stay at home moms. It also creates a gap in the day and makes planning harder to come since it ends/doesn't provide coverage for desired classes. Also bring back BARRE classes and more classes from Eileen if she's available! The ladies love BaRRE and The Friday class is the only one and it's PACKED!! So much that if you don't go early you can't get a spot = need for more barre classes. Thank you in advance!!
- Generally I have seen MANY park facilities in other towns because we are involved in a number of travel sports. We need to step up the game compared to facilities like McCaslin Park in Carol Stream and Heritage Park in Wheeling - I do not think we need all turf fields for sports, but I do think Berens should have 1 or 2 baseball fields that do not require canceling games every time there is a bit of rain. Also, why are there rarely concessions open when there are games going on constantly? You can't even buy a bottle of water most of the time (the vending machines in my experience rarely work), and this seems like an easy enough offering even if selling actual food (i.e., burgers, hot dogs) would be too much. It would also be nice to have a great facility like the Arc in Woodridge where you could have indoor soccer, walking, basketball, fitness, etc. Most of my experiences with EPD recently have been negative as our neighborhood park has been overrun my crowds and non-residents so my main request is that EPD carefully consider the impact on new plans have on the surrounding neighborhood and residents before plopping down new facilities that may be desired by some but are overall not a positive change for the people who have to live next door. For instance, I would NOT support adding additional lighting, courts, etc. in parks in a way that is done with disregard for the people that live 50 feet away.
- Have better quality exercise instructors at courts plus [REDACTED] that way I don't need to take classes at ahimsa yoga More parking at courts plus Covered bike parking at courts plus Pave all walk and bike trails
- healthcare facilities
- Hello, bon fires to rent, make shift pond for outdoor excursions, indoor community center hosting Soccer/NFL/NBA games in local areas of the city, priority given to Elmhurst residents for programs before individuals from other cities are admitted, consider a cultural center to highlight diverse nights and resident cultures. If all of this already exists then ignore what I've written - and perhaps focus more on marketing it to us. Thank you for reading this.
- How about at least ONE more water fountain at Eldridge Park?! Cannot believe the park district has only one newer fountain and one antique fountain at that huge park. There are no kayaks or canoes for rent anywhere along the Salt Creek. How about a dog park? I think the park district took out the diving boards at East End pool. The administrators of EPD should take a field trip to Des Plaines: the town with the absolute BEST park district of which I am aware. Even the garbage cans at the Des Plaines parks are classy looking. The garbage cans at Eldridge Park look like leftover forest preserve cans. With all the owners of the huge mansions in Elmhurst, I would think EPD can afford to spend money for the taxpayers' enjoyment. Probably most of the money goes to salaries, benefits and pensions for EPD employees.
- I feel Elmhurst would benefit for a place for teens to hang out - an old school arcade with a small diner attached to it type of place to go. A place to chill, play games, get a hot dog or ice cream but where they can stay and hang out with their friends. Also, a place where they can easily bike

to. Maybe host bags tournaments for the age groups or a beers bee game type with bottles of water, etc. Maybe a lounge type of section for older teens to just sit around and chat - offer non alcoholic cocktail drinks that make them feel like they want to be there. Music and maybe a small dance floor or karaoke..

- I feel your team does a great job keeping our parks top notch, but I don't understand why Marjorie Davis is so neglected when 8 visit compared to most Elmhurst parks. It stands out unfortunately as "old" when compared to most EPD parks.
- I first started playing Sugar Creek Golf Course in 1976 as a teenager and continued playing until this year. I perhaps have played the most rounds of golf at that course since its opening. Here's the situation: Continued price raises that no longer make it a comparable value, no resident discount card, prepaid reservation system that makes players prepay and then difficult to unwind if a problem (very rare at other courses), no rakes in the traps, traps are not dragged on a daily basis, no water cooler anymore, on Sunday morning the garbage cans are half full of beer cans, knee-high thistle in most garden beds of which most are untended.

That's why we now play at Western Acres and River Bend. The signage for bikers on the Salt Creek Greenway trail is an embarrassment to Elmhurst. The trail just ends south of Eldridge Park and bikers have no idea where to go. The same is true of bikers going the opposite direction coming off the Prairie Path at Rex. This path goes in residential neighborhoods in Pick subdivision, Elk Grove Village and Itasca. Effective signage there - thanks. There are ground signs with maps at Rex and Eldridge park but bikers do not stop to read that. Here's my recommendation, the path south of Eldridge should be paved to Fairview and then a dedicated (painted) bike lane south to the PP. A Greenway trail sign should be on every block confirming the biker is "on trail". At Fairview and the PP, there should be effective signage to route the biker west on the PP. The city of Elmhurst and the Park District got bullied by residents along Salt Creek who framed a bike route on a street as a safety issue. Please have the courage to do the right thing because it's ineffective and precludes Elmhurst as being a bike friendly town. Finally, I attended a concert in downtown Wheaton and their community bandshell was fantastic. Very festive with inside bathroom facilities and concessions including wine and beer. What an asset. Shouldn't we do something like that?

- I have 3 kids who are in travel and park district soccer, baseball and basketball. I know how many towns do it right and really care for their indoor and outdoor facilities. Elmhurst's facilities are embarrassing. Berens has 2 bathrooms for 4 fields of play. There is no available full concessions stand. The water/Gatorade vending machine has been broken the entire summer!!
- I have two primary interests: softball and basketball. The EPD has no gym space outside of the school system and that gym space is getting more and more squeezed every year. I can't think of another community that doesn't have a park district basketball court. For softball, we have no turf facility and the EPD maintained fields are in VERY rough shape. I know the EPD partners with EYB to upgrade fields in town. I think partnerships with some other organizations in town that use the facilities, where the cost can be split, would make sense as well.
- I know guards are needed at the pools and they go back to school but there is inevitably a heatwave then and the pools are closed. Could they be open afternoon and evening hours when guards might be able to work after school for a few weeks longer?

E**COMMUNITY NEEDS SURVEY RESULTS**

- I think the Prairie Path section in Elmhurst should be paved so is easier for residents with mobility issues.
- I was a member of the Courts for a long time and did the aquatic aerobics classes. But the pool is kept way too cold and I stopped. Other indoor pools at other suburbs have much warmer water. I take dance classes at the Wagner. Lockers are insufficient for the number of participants using the facility.
- I wish Elmhurst had more pickle ball courts, more paved bike trails. My adult son said sugar creek is well maintained but too expensive.
- I would like to see an outdoor pool open daily thru Labor Day. Almost all outdoor facilities lack decent bathrooms and shelter areas.
- "I would like to see at least 3 more pickleball courts at Crestview park. They need to be lighted and a sound barrier to help with the complaints from neighbors.
- Pickleball would help the local businesses. It brings people from all over to spend time and money in this town. Most towns have indoor courts available all day , unlike courts plus that only has moring Monday-Thursday and Friday evenings.
- Pickleball is the fastest growing sport in America and Elmhurst should take this into concideration when planning for the community "
- I would like to see more lighting on soccer and softball fields I would like to see a turf field More batting cages Upgrade to east end park facilities including bathroom (it is gross)
- I would love access to an indoor track or facility in the south Elmhurst area.
- I would love to see an off-leash dog park in town. And a full-sized family mini-golf facility. Otherwise, we feel the park district has done a wonderful job with your facilities and amenities for the community. Thank you for surveying the residents.
- I would really love a large facility for indoor use, especially soccer and basketball. We travel to Glen Ellyn and La Grange Park to use their facilities just to practice sports because there are not enough indoor spaces in Elmhurst.
- Ice rink (indoor or outdoor) would be nice. -need for an artificial turf infield at baseball/softball fields in town -annual tapering of fields to alleviate dangerous "lips" where dirt infield meets grass outfield -annual grading of fields to ensure flat, safe playing surfaces; Plunkett is terrible, always floods if there's rain -upgrade of Plunkett Park common spaces and walking paths (current jagged asphalt paths are a hazard) -Baseball fields and dugouts look terrible compared to other towns. would nice to have netting to protect from fly balls. -addition of public batting cages at commonly used parks
- If you look at surrounding neighborhoods, they all have impressive basketball and baseball facilities. Elmhurst does not. York has games that are not sectioned off where you can hear the whistle from the other games and kids stop in the middle. Folding chairs, no bleachers. The baseball fields are the same. We pay high taxes and lots of money for sports in this town.
- Improved restrooms at Eldridge would be wonderful. Tennis courts at Butterfield and elsewhere always seem full, probably due to surge in pickleball popularity. Add more? It is tricky, but would be wonderful to somehow connect salt creek-Greenway trail to the Eastern side of Elmhurst, rather than bikers needing to bike through traffic on South York. Some sort of pedestrian bridge over York? Might not be possible.
- In Elmhurst we are lacking indoor sports facilities like comparable cities with indoor basketball, soccer, etc. The gymnastics center is also too small for the rec and gymnastics team and lacks

equipment for more advanced gymnastics. The outdoor baseball and soccer fields are not well maintained. Also key to preserve green space like the area between Third and Schiller by Field School.

- Indoor - gymnastics gym birthday rentals (Sunday only maybe?)
- Indoor all-sports facility and outdoor all-sports facility
- Indoor and outdoor facilities that may be used by area youth sports for practices and games - hockey, football, and soccer in particular
- Indoor Area for cheer, gymnastics, basketball, soccer and football. Indoor turf for soccer and football.
- Indoor basketball courts and sports turf fields facility is a HUGE necessity!!!
- Indoor basketball courts, Indoor rock climbing gym
- "Indoor basketball courts. Elmhurst residents should not have to travel to neighboring towns to play in basketball leagues. The lack of programming in Elmhurst is not acceptable.
- The baseball fields and maintenance or lack thereof are inferior to surrounding towns. The amount of games canceled as a result of poor drainage and other field conditions far exceeds the rates of other towns."
- Indoor basketball program and courts for kids. Indoor walking track that's open to the public
More working spaces at Wagner - quiet space to work while kids are in school or programs
- Indoor facilities for young children under 5 at all hours of the day, especially in the winter!
- Indoor Facility for multi purpose Improve existing fields More turf or drainage on grass fields We have a good base of things but poorly kept or out of date.
- Indoor facility: walking / running track Indoor facility: tennis club on par with Hinsdale Indoor facility: heated pool with hot tub and sauna *All indoor facilities should have good viewing areas - gymnastics at Wagner does not, and Courts Plus isn't great, either for tennis or tang su do
Outdoor facility: cross-country skiing / snowshoeing trail
- Indoor football/soccer fields
- Indoor ice rink would be awesome.
- A few years back we tried to rent a gym for a kids birthday party but there were no options. Would be nice to make available.
- The mini golf course at the Hub is pathetic. Our kids love mini golf and we would go all the time if the course was better. "
- Indoor multipurpose field house for soccer, football, basketball, hockey
- Indoor pickle ball courts would be great, the courts tennis courts are too busy and hard to get on, designated indoor pickleball courts would be great for the community. The outdoor ones are nice, but the outdoor season is very short in this area.
- Indoor pool
- Indoor pool for swim lessons
- Indoor pool, not more football/soccer fields. We have too many of those.
- Indoor Pools, Dog Park, Indoor soccer/turf facility
- Indoor public pool that welcomes children
- Indoor soccer fields
- Indoor soccer turf space / basketball courts More outdoor turf fields Bathrooms at Eldridge park
New grading and grass at outdoor soccer fields (particularly Eldridge park and Berens) artificial

E

COMMUNITY NEEDS SURVEY RESULTS

turf infield at baseball/softball fields in town annual tapering of baseball fields to alleviate dangerous “lips” where dirt infield meets grass outfield annual grading of fields to ensure flat, safe playing surfaces (baseball and soccer) -upgrade of East End Park playing surfaces -upgrade of Plunkett Park common spaces and walking paths (current jagged asphalt paths are a hazard) addition of public batting cages at commonly used parks (only current cages are at Plunkett Park)

- Indoor sports arena!
- Indoor swimming lessons for kids Indoor aquatic therapy
- Indoor volleyball courts available in Elmhurst
- Indoor walking.
- INDOOR: The Elmhurst Gymnastics Center is a fantastic part of the Park District, but constantly seems over-crowded and understaffed (from the baby classes through the team), since it is such an important part of the Park District, can it be expanded? OUTDOOR: Pioneer park playground needs to be updated. Get rid of the sand!
- Indoor: racquetball courts; indoor: large aquarium with diverse fish and a snack cafeteria
- It is acrime to destroy the Lizzardro Museun property---but also impossible to make it meet all the new requirements and regulatioms that must be met! I realize that parking and land is limited in Wilder park, but such a building is in dire need !
- It is beyond my comprehension on how much we pay in taxes yet have no indoor facility for soccer, baseball, basketball, Hockey, etc. my daughter used to do competitive gymnastics at Wagner and we had to leave because equipment and coaching were terrible to point kids were getting hurt. The Wagner facility needs to be rebuilt with greater purpose.
- It would be great if Elmhurst had an indoor sports facility. I do not think Elmhurst should have outdoor baseball turf fields. The turf fields can contain toxic chemicals. Please keep the fields as is with grass and dirt.
- It would be nice to have an indoor pool/swim lanes with great rates for seniors and additional senior social activities. I have lived in Elmhurst for 27 years. It was great to raise my daughter who is now away at college, but I don't feel there is much that is available and affordable for active seniors.
- It would be really nice to have a turf field somewhere around for baseball/softball maybe plunkett. The baseball/softball fields are in really bad shape. They could use some maintenance save updating.
- It would be very nice to have a permanent bandshell with programs for adults, not just kid movies. It would be great if we could use the pools for a longer period and had more time set aside for adults.
- Large multi-purpose indoor sports facility similar to those in surrounding towns, like Ackerman Sports & Fitness Center in Glen Ellyn, and the indoor sports facility in Burr Ridge.
- Might be a city thing-but an easier bike bypass under/over tracks from Field school area to Sandburg.
- More adult classes at golf course- the current classes are very limited and fill up very fast. More beginner/learning/ intermediate classes would be great-
- More flat surface inline skating areas More ice rinks

- More football field space. More basketball space.
- More indoor swimming facilities that offer classes in the evenings- good classes with staff that makes you feel like you belong.
- More indoor tennis courts. Update courts plus to have more classes for 30-55 year olds and increase the indoor running track and amount of workout space
- More outdoor pickleball courts for sure. Current offering is not even close to enough. Also we are so far behind nearby cities when it comes to indoor turf/basketball facilities.
- More outdoor tennis courts
- More pickle ball courts. York commons pool need to include more space for the pool not the deck! With all that space, such a small pool. Needs mor lanes for lap swimming.
- More pickleball courts and leagues.
- More pickleball courts at Centennial Park, please. Please add lighting for all pickleball courts at Centennial Park as well. Thank you.
- more picnic shelters would be great to have
- More trash cans should be available. I've seen plenty of litter but more trash cans should be convenient.
- More turf fields at Berens, Eldridge Restrooms at Eldridge (must have within closer proximity to so many teams and kids practicing on soccer fields) and restrooms at Crestview Indoor basketball facility with multiple gyms Indoor training facility for soccer and baseball Longer pool season for Smalley—for as big of an area it occupies it is only functional for 2 months
- More turf fields indoor and outdoor
- My grandkids play softball. The fields pale in comparison to other suburbs. -annual tapering of fields to alleviate dangerous “lips” where dirt infield meets grass outfield -annual grading of fields to ensure flat, safe playing surfaces -upgrade of East End Park playing surfaces -upgrade of Plunkett Park common spaces and walking paths (current jagged asphalt paths are a hazard) BUTTERFIELD PARK pavilion & bathroom are barely accessible -addition of public batting cages at commonly used parks (only current cages are at Plunkett Park) Nearly impossible handicapped facilities, parking at all parks, walkways, facilities. For a suburb that is affluent, the parks system is surely lacking. Need a big rec center with indoor sports, similar to Oak Brook. Can it be built near York Commons over the flood collection area near the fire department? Use some of the land at Berens? Can we add a bubble over one or both of the turf fields at Berens for winter?
- Need an outdoor dog park
- -need for an artificial turf infield at baseball/softball fields in town (this is costly but provides safe, low-maintenance playing surfaces which are impervious to spring weather conditions) - annual tapering of fields to alleviate dangerous “lips” where dirt infield meets grass outfield - annual grading of fields to ensure flat, safe playing surfaces -upgrade of East End Park playing surfaces -upgrade of Plunkett Park common spaces and walking paths (current jagged asphalt paths are a hazard) -addition of public batting cages at commonly used parks (only current cages are at Plunkett Park)
- -need for an artificial turf infield at baseball/softball fields in town (this is costly but provides safe, low-maintenance playing surfaces which are impervious to spring weather conditions) - annual tapering of fields to alleviate dangerous “lips” where dirt infield meets grass outfield - annual grading of fields to ensure flat, safe playing surfaces -upgrade of East End Park playing surfaces -upgrade of Plunkett Park common spaces and walking paths (current jagged asphalt

E

COMMUNITY NEEDS SURVEY RESULTS

- paths are a hazard) -addition of public batting cages at commonly used parks (only current cages are at Plunkett Park)
- need for an artificial turf infield at baseball/softball fields in town (this is costly but provides safe, low-maintenance playing surfaces which are impervious to spring weather conditions) annual tapering of fields to alleviate dangerous “lips” where dirt infield meets grass outfield -annual grading of fields to ensure flat, safe playing surfaces -upgrade of Berens Park playing surfaces and surrounding area - in general baseball fields are in need of improved annual and regular maintenance. Visiting other community's facilities makes Elmhurst facilities pale in comparison.
- need for an artificial turf infield at baseball/softball fields in town (this is costly but provides safe, low-maintenance playing surfaces which are impervious to spring weather conditions) annual tapering of fields to alleviate dangerous “lips” where dirt infield meets grass outfield -annual grading of fields to ensure flat, safe playing surfaces -upgrade of East End Park playing surfaces - upgrade of Plunkett Park common spaces and walking paths (current jagged asphalt paths are a hazard) -addition of public batting cages at commonly used parks (only current cages are at Plunkett Park)
- Need for an off leash dog park
- Need indoor courts for basketball and volleyball, we have NO FACILITY Also need to renovate baseball fields, they are dangerous and sub par to every other suburb. It’s embarrassing and really fragmented the baseball program here.
- Need indoor soccer, baseball, basketball, and gymnastics facilities. Better maintenance on outdoor soccer fields. Indoor swimming pools.
- Need more programming for 9-18. Great young child programming but not much after 9 yrs old
- Need more turf baseball fields - behind from most communities. Need more dedicated pickleball court. Need updated and working score boards at all facilities
- New indoor gymnastics/obstacle course race facility
- no
- No, thank you.
- None
- None
- None at this time
- Not at this time
- Not enough indoor courts available to meet community needs. Splash pads are minimal and need upgrades. Baseball fields need infield covers so scheduled games especially in spring have better chance of being played. Gymnastics instruction is insufficient. Our 7 year old was told she was too advanced to participate.
- Now traveling to local park districts with multiple travel sports it really highlights how much EPD is lacking. I feel strongly that the Wagner center is a poor use of space and should be replaced with a new indoor facility. Also the baseball diamonds are horrendous! They are in need of maintenance. They are mostly residential rocks and have several trip hazards.
- Off leash dog park
- Ore adaptive recreation areas like at Butterfield Park would be ideal
- Our athletic grass fields are probably some of the worst maintained in the western suburbs. My kids play soccer and baseball and travel to other communities where the fields (while not great) are superior to Elmhurst's. It's an embarrassment and quite honestly a safety risk at some parks

where there are big holes, divots, tree roots, rocks, etc. in the playing field. Even the turf at Berens is poorly maintained. Take care of your athletes!!!

- Outdoor - Making biking/walking easier throughout Elmhurst to encourage more people to travel without a car. Outdoor - It's wonderful that we have 2 pools! Both are well maintained and the staff is great. Very attentive lifeguards Indoor - Safe indoor walking paths that don't require a membership
- Outdoor- All parks should have permanent restrooms and changing areas Outdoor- WD-40 on the swings
- Outdoor at East End, splash pad or toddler playground by Hampshire where you removed the Neighborhood Park. New park at baseball fields require crossing the street 3 times since there is no path directly to the park. Unsafe access.
- Outdoor Eastend Pool Would like to see the hour before pool opens week days reserved for adults only
- Outdoor facility concern: the landscaping continues to be an eyesore. If going for the "native" look it's missing the mark! Overgrown and not maintained at Wilder, the pools, spa lash pad, the hub and especially the mini golf course - it looks neglected!
- Outdoor modern pool/water park in the barrens park area. Our pool passes are way overpriced for a no frills old fashion plan pool. I can pay less for a family of 4 pool pass non-resident at the Bensenville water park.
- Outdoor pickle ball courts, indoor ice skating rink
- Outdoor playground at Berens park - the one right on Oaklawn Ave - desperately need an update
- Outdoor pool at Berens Park
- Outdoor public ice skating. There was for years outdoor ice skating during cold days of winter at Wilder Park, Berens Park and York Commons park. Now there is only skating at the Eldridge pond but it is never opened. OVER THE COURSE OF THE PAST SEVERAL YEARS EVEN WHEN THE ICE IS 13 OR 14 INCHES THICK THE PARK DISTRICT DOES NOT OPEN SKATING AT THE ELDRIDGE POND. THE FLAG REMAINS RED. THE ELMHURST YMCA IS COST PROHIBITIVE FOR MANY PEOPLE WHO HAVE A FEW FAMILY MEMBERS WHO WANT TO SKATE AT THE YMCA IT IS JUST TOO COSTLY.
- Outdoor suggestion- would love more basketball courts and a town ice- skating rink!
- Outdoor turf baseball fields, at least infields or infields that do not flood so often and kids lose out on several baseball games. Better drainage systems and maintenance at ball fields.
- Outdoor water park, outdoor off leash fenced dog park
- Outdoor: connect the salt creek bike trail and the prairie path - at least with a bike lane in the street
- Paddle courts like glen ellyn and hinsdale. a great outdoor option for the colder months. The perfect place would be the old Lizzadro museum. Additional Pickleball courts. It is the fastest growing sport and our courts in Elmhurst are inadequate for the demand.
- Paved prairie path, more amenities at Eldridge similar to Berens (before and after school classes, sports fields, mini golf, batting cages) , more children's organized sports to develop skills, better indoor gym facility and pool like Oakbrook Park District
- Pickel ball lessons, and/andor time for seniors. More group exercise classes for seniors late morning or afternoon

E**COMMUNITY NEEDS SURVEY RESULTS**

- Pickleball courts should be noise abated. The ones at Crestview Park most likely do not meet the City or Park District Noise Ordinance. And if Oakbrook is charging for pickleball usage why isn't Elmhurst. 2 rates: 1 for Elmhurst residence and 1 for non-residence. Could pay for the noise abatement. Sincerely, a neighbor of Crestview Park.
- Pilates reformer classes offered at courts plus.
- Please clean the press box buildings at Salt Creek and Butterfield Park. This too often comes upon the athletic department, and facilities need to be maintained. Also, scoreboards need to be tested by the Park District before seasons begin. We did not use softball scoreboard all last year due to mechanical issue in scoreboard that was not operating and did not get fixed all season.
- Please consider indoor basketball courts as most of our neighboring towns have beautiful indoor basketball facilities for their townspeople. It's a shame we need to travel to partake in these facilities
- Please consider turf baseball fields. The dust bowls, rocks, uneven lips and variable surface is dangerous at any level. This liability could be eliminated by the even playing surfaces of turf and you'd get more games in by not having the variability of weather impacts on the fields.
- Please create more pickleball courts at the parks. Crestview is too far away. The tennis court nets are too high. Please create courts specifically for pickleball.
- Please patrol Berens Park for off-leash dogs. I can NEVER use the park to walk my dogs because of the off-leash dogs. Please consider an overhaul to Courts Plus. It is looking run down. Also, the water in the pool is way too cold. I've spoken with the management and the buildings/grounds supervisor, but there has never been a resolution.
- Plunkett Field needs to be completely fix. Turf field would be nice to have put down at plunkett for softball baseball.. east, and park is extremely dangerous baseball and softball fields. Many of the fields need to be re-graded
- Preschool classes in Crestview Park to offer a walkable affordable quality resource for families in the community
- Provide courts plus childcare all day as it was before Covid
- Remain current regarding Exercise equipment. Present equipment is new and certainly an improvement over old equipment.
- Replace the outdated Wagner Center with a modern, larger indoor multi-purpose facility. There is land/space to do so.
- Rest room and benches near garden areas in Marjorie Davis park.
- Room for indoor summer camps
- Safer crossings for Illinois Prairie Path
- Shade over playground areas would be nice so they can be used more in summer (otherwise the metal or plastic on slides etc is too hot)
- Soccer. Need better soccer / sports facilities like other communities have
- Social meeting opportunities where you can choose who you'll meet. Have people describe themselves when they sign up. For example, on 2/5/24 at this time and location, Mary Jones a nurse has signed up, David Smith a librarian, etc.
- Splash pad at east end park
- Stop allowing people who are not residents of elmhurst to use our parks I am frustrated that especially in the summer many people come to use berens park , not clean up after themselves

along with bad behavior/mentality use the facilities i pay for with my property tax while they contribute nothing because they cannot afford to live in Elmhurst but reap benefits

- Tennis courts near the Wagner community center under the lights are all cracked, needs to be fixed. Tennis courts at Butterfield Park are nearly impossible to play during summer evenings. Pickleball players need to have their own court. The demand for the tennis court space is far too high now.
- The baseball fields are not up to par. When compared with other communities, they are lacking. The playing surfaces are not maintained to play safely or smoothly, and spectator amenities are limited. None of our fields have fences or a mound. I also feel like while it's nice that playgrounds are replaced every 16 years, it feels like they are untouched in between. Playing surfaces need to be improved and tended to every year.
- The baseball fields need a lot of work. We could use more Turf fields and lighting for soccer. We pale in comparison to other nearby communities
- The baseball fields throughout town are in horrendous shape. If you go to nearby towns you will find much better quality of fields and maintenance of fields. Poorly maintained fields lead to not only a poor playing experience but also injuries.
- The baseball/softball fields need better maitamance. Fields are not level and the sand needs care
- The classes for early childhood at Courts Pkus are dark without windows, not a very welcoming space
- The fact that the park district locks permanent bathrooms near playgrounds / parks is exceptionally frustrating for parents of young children.
- The fields all around Elmhurst are very poor. Any time it rains, practices are cancelled and field is unusable for a long time. Not to mention they are very bumpy and not a smooth surface. Should more turf fields be considered for better maintenance? It is very disappointing to have the worst fields, athletic sports facilities of any other suburb we travel to, whether it be indoor or outdoor athletic facilities and parks.
- The grading and maintenance of the outdoor soccer and lacrosse fields needs improvement. The quantity of usable fields needs to increase to meet demand without sending residents to neighboring park districts like the Olympic facility in Schaumburg. We also are lacking an indoor facility for soccer or baseball or lacrosse use. There is also a need to have a bike option across 83 at North Avenue. There should be a way to get from the east side of 83 to Salt Creek trail (overpass or underpass).
- The outdoor tennis courts at Wilder Park were not put in correctly. The slope from the nets to the baseline is completely wrong. The courts need to be redone so they are flat. This is a contractor error and needs to be rectified.
- The park district needs more outdoor turf facilities specifically related to baseball and softball. In addition, an indoor facility is much needed as well for basketball courts.
- The splash park needs to be cleaned up more. There is often garbage sitting on the pad while the "life guard" sits there. Some of the PD public restrooms need to be updated. This town needs a band shell - NOT a trailer. It would be used for so many cultural events and could bring even more events to the city. I grew up in Wheaton and our bandshell was used often by student groups, small bands, city band, orchestras, visiting touring groups, etc.

E**COMMUNITY NEEDS SURVEY RESULTS**

- The times offered on week nights for sport programming isn't sufficient. I avoid signing my kids up here and go to Oak Brook because they tend to have the days/times I need for girls basketball. The sign ups for Elmhurst have caused so much stress and anxiety in our household that I avoid using these programs.
- The use of an indoor dome for all indoor/outdoor sports to play year round.
- The youth sports facilities are terrible compared to other towns. The baseball fields are not maintained, or they rain out so easily the kids have everything canceled. There are no basketball courts for the kids to play. Elmhurst is losing money because of this. We go to Oak brook for camps. Travel teams are going to Bensenville, Glen Ellyn, Oak Brook for training and facilities. Same with swimming pools. I could not believe the locker room is exactly the same as it was when I was a kid 30 years ago, just with fresh paint. There is no shade at the pool which makes it hard for families of all ages to go
- There used to be an adult swim hour at East End pool each day. This is now missing. Instead, there is a lane at the deepest end of the pool that is roped off for adults during the first hour of open swim. This space is not sufficient to accommodate all of those seniors who exercise by walking in the pool. Further, the area too deep for many of those who wish to walk. The area dedicated to adults needs to be expanded to the 3' 6" marker. Further, the time that this is roped off should be expanded. One hour is not sufficient. An extra half hour would not be too much to ask for those who have been supporting the parks for decades.
- They were supposed to open the dog park south of Butterfield road when I got a puppy. She died this year, she was 13. You have the land, what happened to the dog park!
- Turf field for football
- Turf the infield on Berens' Fields 1-4. Floods too easily then is hard as a rock as soon as it dries. There are way too many rocks on the fields and it becomes a dust bowl when dry.
- Upgrade the softball and baseball fields. Turf!
- Use of the diving well by seniors at East End to Fluid Run.
- Wagner Center could use a remodel. The library has beautiful meeting spaces. The Park District doesn't have the funds to support that. Courts Plus will never be able to compete with FFC and LifeTime, but increases revenue somewhere will be able to help it stay alive.
- Walking/Biking trails are bumpy, seldom shoveled, foliage on the side encroaches onto the path, thick mud in places, flooding, need more designated paths to increase safety. We need outdoor fitness equipment similar to the new ones added in Northlake at Automatic Electric on the West side of Wolf Road-they have workout stations and it is covered plus Microsoft donated it. Maintain Berens Spray Park and Churchville park which is a disaster. Basically, maintain the parks in the Park District. We love the egg hunt for adults and special things like the Conservatory anniversary or the Art Museum tents in Wilder Park, etc.
- WE ABSOLUTELY NEED A LARGE INDOOR FACILITY FOR SOCCER, VOLLEYBALL, LACROSSE, ETC!!!!
- We are new to the area and are still exploring. We have a dog, young active kid and teen with special needs. So finding things we can do that includes us all can be challenging. We love the paths, and parks but programming can be limiting for IEP needs/teens. I'd like to see more for the preteen population geared towards their interests (minecraft builds, spectator events, Influencer boot camp/how to, coding, robotics clubs, Lego competitions with spectators events, etc).

- We deeply need an indoor facility where we can have soccer, basketball, volleyball, basketball and pickleball. Courts Plus is always booked for tennis and you need to be a member to play there. Also Courts Plus is very outdated and needs a complete overhaul. The outdoor soccer fields are complete garbage.
- We definitely can use more indoor facility space for basketball courts, to provide more year round programming, so people don't need to go to neighboring towns. Also, our soccer fields need to be vastly improved. It is a booming sport and we need to do better for our kids. Also, the pools all need a facelift.
- We greatly need a community center than the community can rally around that has a gym, basketball court and world class facilities. The Community will be great. Court plus tries to be that the lay out doesnt work. The offerings for the kids are great, but the bridge between a commercial gym and area that the community can get build it missing
- We have invested so much in creating so many field sto support sports across Elmhurst. I wish we had more oppotunities for other types of actitives such as dance, music and Theatre. We should have a performamnce space for eth park district for conerts, recitals and theatrical performances.
- We have lived in Elmhurst 2 1/2 months. I was totally unaware of all of these parks and facilities. I do not know them by name,
- We need a great big dog park! There are so many dogs in ELMHURST. I know you are working on it - hope it really happens and is great.
- We need a rec center that has volleyball and basketball courts. We drive over 30 minutes each way a couple of times a week to get our daughters to their activities. Elmhurst is severely lacking compared to most other communities.
- We need a warehouse style gymnasium that can be easily used to run multiple basketball/volleyball/etc courts simultaneously. Every town has one. We should also have Eldridge and/or Berens and/or other fields converted into large, multi-purpose turf sports fields and baseball diamonds.
- We need additional TURF fields both indoor and outdoor. My son plays for Elmhurst Bears and we are lacking in places to practice. Our kids are at the mercy of daylight hours and/or IC's schedule. My son's Elmhurst Bears 2021 9U team won the State Championships., Last year we went to the state championship final game but sadly lost. Our kids need adequate fields indoor and outdoor to practice and stay competitive.
- We need better baseball & softball fields - turf fields - they need to be maintained better when it rains.. Too often we are "rained" out even after it hasn't rained for days.
- We need better overnight lighting and maintenance of soccer fields throughout Elmhurst as well as restrooms/porta-potties available at all parks with baseball and soccer fields. Additionally, we desperately need indoor sports facilities for all sports but specifically soccer would benefit out family most.
- We need indoor basketball space for youth. This year Airborne had to cut their program and many kids were not able to be on team only due to LACK OF SPACE for basketball.
- we need indoor full turf fields for soccer/lacrosse/football
- We need something like the Ackerman in Glen Ellyn

E**COMMUNITY NEEDS SURVEY RESULTS**

- We need to upgrade our athletic fields. Infields need leveling, grass needs maintaining and leveling, turf would be helpful through out all fields baseball and soccer. A dome would be a huge benefit but let's start with fixing our outdoor fields please
- We would love swim lessons at courts plus for kids. Also, areas where kids and teens can go to play indoors without much advance planning.
- We've been apart of the Airborne program for the last 5 years and would love to see a community center that provides basketball courts to ease the pressure on York. Most communities that our team plays against have a community center that offers basketball courts, indoor soccer fields and more. Would love that addition to our community.
- Why can't we have a sport complex (indoor)? Why can't the park district provide lights at Butterfield for the somewhat football / soccer fields. I ask before and they said - the area doesn't want more lights. BUT when Elmhurst college turns on the lights @ the baseball field, it lights up the whole area. The music and announcers can be heard a few blocks away. But if the average person or local youth sports team wants lights - NO! Elmhurst college wants lights and load music and announcers @ night; Not a problem! Honestly - sometime when you speak to a park district employee (not the folks picking up the trash) I wonder if they even think about what they say and how it doesn't make any logical sense.
- With all the money we pay for Explosion and Eagles, we're very disappointed in the lack of maintenance, upgrades, and overall modernity of the sports fields and facilities. They are run down, lack many key offerings others do (i.e., full bleachers at Berens, decent irrigation). I'd love to see Plunkett, Berens, and Butterfield undergo renovations to provide a wonderful sorts experience for these kids and families.
- Would be great to have an indoor facility with a very long and wide indoor track for seniors, students and anyone to walk/run. Indoor facility for sports is needed, as demand is growing and families are going to other towns to meet the need, instead of Elmhurst being a leader. Outdoor baseball fields really need more maintenance and upgrades (score boards, turn or redone fields, better drainage, covers so games and practices dont rain out so much. All that said, the staff everyone has been awesome and they are working very hard!
- Would like if there was a playground by cricket creek
- Would like to see more natural areas with native plants and trees - for hiking, walking, biking. More shade trees are needed, especially at Berens Park. Too many of our parks are overdeveloped with amenities.

Q9a – Are there any additional age-specific program ideas that you would like to share with the Elmhurst Park District?

- 1) every day preschool 2) lizzadro museum should be made into basketball of other sports courts geared toward teenagers. They have no spaces just for them.
- 1) Youth - Space and equipment rental for winter or indoor birthday parties. Sugar Creek and Wilder Mansion aren't great for a kids birthday party. Party ideas/packages for parents 2) Meet-ups for younger kids and teens - Examples - Pokemon Go! at Wilder Park or East End, Bike Rodeos, Trail Rides, Video Games, organized open gyms, and Fridays at the Hub. (Great way for kids to meet new friends outside of school) 3) We really enjoy the kids special programs like Nerf battle. Sometimes it's too much to add on another activity and get overscheduled. It's nice to have something fun for kids to do that's a low commitment. Thank you!

- A nice Indoor pool to go along with the outdoor pools during the summer months. the pool at courts plus is a bit too shallow, and musty being in the basement. also programs for young adults with special needs, needing aids to accompany some of them on their outings. the park district offered this when the children were younger, and there is still a need for this.
- A senior, General, get started introduction to cell phone usage (how to use). A guided, defined course with defined goals. Not a general, ask questions, course that permits a life history narrative of bad experiences which prompts useless narratives by students.
- Adult outdoor volleyball league, moms fitness as a reasonable price, outdoor walking club, adult language classes
- Again, having a senior center is not even listed! Senior centers are where seniors can meet to visit, play pool, have coffee, play card and board games, whittle, read , interact with other seniors, meet new people, attend classes for seniors, lunches, obtain information for seniors, all in one location. The building should be accessible, warm, comfortable, comfortable, inviting, open. No need for a huge gym
- Before and after school options for kids that age out of Rec Station. There are no options available.
- Build a rec center with an indoor pool, work out area, and volleyball / basketball courts. It is a no brainer.
- Cooking classes would be great for kids and adults. There's not enough stem focused for girls. My girls went to a Lego class and it was all boys. There are little to no art classes that work for our schedule after school.
- cooking classes, language classes
- Due to classes/camps/sports activities being full quickly, my family was unable to take advantage of many activities with EPD, which is unfortunate. I would recommend for staff so more children can participate especially summer activities.
- Early childhood cooking class, ages 3-5
- Early childhood: literally any program that 12-24 months can attend without direct supervision from their grown-up.
- Find a way to fit the demand of our community, too many programs waitlisted and no extra programs added based on demand. NEED TO HAVE RECREATIONAL SPORTS LEAGUES, COMPETING TRAVEL LEAGUES STARTING AT 4-5 YEARS OLD. 99% of our children won't be college athletes, have rec leagues that provide growth within the community
- Full day early childhood summer care.
- Girls club basketball would be great!
- Gymnastics for young girls (my daughter is 5) could be improved. Twinkle stars is too babyish for a kindergartener. She wants to learn tumbling. We are also looking for reasonably priced piano lessons for 5-9 year olds.
- Hello, bon fires to rent, make shift pond for outdoor excursions, indoor community center hosting Soccer/NFL/NBA games in local areas of the city, priority given to Elmhurst residents for programs before individuals from other cities are admitted, consider a cultural center to highlight diverse nights and resident cultures. If all of this already exists then ignore what I've written - and perhaps focus more on marketing it to us. Thank you for reading this. More Parades! More Holiday Events for all ages!

E**COMMUNITY NEEDS SURVEY RESULTS**

- I actually take classes and participate with programs at Oak Brook Park District - adult pool classes- indoors and outdoors. The outdoor pool in Elmhurst is a 20-25 minute drive from my house, includes crossing train tracks. For a town the size of Elmhurst, this is not right. I moved from Hinsdale and had access for outdoor pools at the Hinsdale pool and Clarendon Hills Pool, when Hinsdale was closed for swim meets, less than a 10 minute drive. Courts Plus does not compare to Oak Brook Pool for quality of classes. The pool water, last time I was there, was too hot.
- I could use a newcomers orientation to this and a welcome letter as a new community member.
- I don't think you listed music programs for adults. Singing, guitar, ukulele. Very hard to find and would be fun
- I need afterschool care. we just moved to Elmhurst so I can't answer most of these questions because we haven't had the chance yet. I want more programs for kids with special needs, particularly options for sensory sensitive activities, especially for holidays.
- I wish the outdoor water fitness classes at East End would go longer into the summer. The adult dance facilities need to be upgraded. When we dance with props its hard to work in the studio sometimes. The floors need to be replaced as well. Your instructors are excellent but the facilities need attention. Your instructors that we have had for years have excellent skills with my adult disabled daughter, but one new one did not last year so we dropped her class. This is an important issue to many families so please continue to share this philosophy with people you hire.
- I wish the park district would offer some horticulture programs and classes. Also, I wish they would STOP planting invasive species like trumpet vines in Wilder Park! Offer class on how to control or eliminate invasive species.
- I wish there were indoor pickleball courts that were available later in the day. The Courts offers pickleball very early in the morning.
- I wish there were more programs for the middle school age group - my kids used to like the magic classes, lego classes, etc., but I feel like they aged out of the ones that were offered and there is really nothing for my 6th grader who would still enjoy age-appropriate classes. In the summer we were looking for art classes, etc. and didn't really find any options. I do think these types of activities need to be pretty narrowly focused to appeal to this group - for instance, any camp that is for 7-11 year olds is probably not going to be of interest because there is a big gap between what a 7 year old can do and what an 11 year old can do. For instance, a real cooking class targeted to tweens/teens would be awesome.
- I would appreciate if the park district offered various sport leagues for children from 9-15 which ran seasonally. Not all children or families want to commit to travel leagues or private leagues. Also, as a city, we should have an indoor pool and facility to teach our children to swim year around.
- I would love for yoga to be offered every day at courts plus
- Indoor and outdoor basketball leagues instead of us giving all of our money to neighboring park districts (Bensenville, Lombard, Oakbrook)
- Indoor and outdoor sports facility
- Indoor pool and swimming classes for kids
- It would be nice to have a location where cyclocross/mountain biking event was permitted once or twice per year. For cyclocross in particular, if held in the Fall/Winter, the wear and tear is

minimal and not even noticeable by the Spring. For example, Berens could be a venue where most of the course was around the perimeter of the park and on the sled hill. There are organizations in town which could host it. The course would not be on baseball/football/soccer fields of course.

- It would be nice to offer more classes such as tennis that don't fill up within couple hours.
- Kids: 5 - 13 indoor basketball program
- Lego building and stem classes are too basic. Need some advanced options. More nutrition and healthy cooking classes would be great.
- Look to Bartlett for ideas around winter / snow. Or other places that have a sports complex w/ indoor fields that folks who live in Elmhurst could use but also they could rent out for non Elmhurst leagues (football/soccer, volleyball / basketball, rock climbing, gymnastics, wrestling (turn it into a money make to help offset cost to build / maintain). But please - DO NOT let Elmhurst park district employees / board design / define requirements - let's try to have what we currently need/want now / future. If they do - it will be what other is best for other communities (not Elmhurst) or what was acceptable / cool in the 1970's. Do you know how many times people in Elmhurst say - town is great, location is awesome but you have to pay and drive to get good fields / recreational access because Elmhurst parks suck! Does anyone there have any pride????
- More ADA and inclusion specialists at your camps
- more adult programs that are relevant and fun.
- More adult tennis drills for 3.5 and above.
- More availability for early childhood and youth programs
- More before/after care for elementary aged children
- More capacity for summer camps for school aged kids
- More Science and math programs for kids
- More specific kids painting or drawing classes Birthday party experiences. It does not have to be extravagant but a few options like a treasure hunt or dinosaur hunt or Princess or superhero party to go with the rental room.
- More sports
- My grandchildren were in need of early education child care full time. Their needs were not met. Disabled facilities access must be improved upon. Early childhood programs, disabled programs and senior programs are needed.
- My kids would love cooking classes, I see them listed here, but I've never noticed them in the Park District Catalog. I wish Courts Plus was more affordable for families. We can join a gym for \$10/month each, I can't spend \$100/month to go to Courts Plus.
- Need more adult programs of all types on nights and weekends
- Never before have I experienced such a disconnect between supply totally failing demand. Make it easier for residents to give you money.
- 1. When I sign up for gymnastics let it auto resign for same class.
- We stopped with park district. Gymnastics in Bensenville, activities through wcn, ebsl, bo dome.
- Daughter hates rec station. Teachers yell at kids. Make them sit in silence. If we pick our daughter up early we have to email or be fined. Another example of epd not wanting my money. So weird. We're the customer and you treat us like we're a nuisance. "
- No

E**COMMUNITY NEEDS SURVEY RESULTS**

- no
- No
- no
- No, thank you.
- Non-team related programs for 12-15 year olds. The middle school offerings are really lacking.
- Not at this time
- Nothing that is probable at tghis time.
- Older adults, over 50 years old: need all senior center activities to be open and available so that it is not just for older seniors
- Organized sport leagues
- Our needs are met by other organizations in town. EPD doesn't have to do it all! :) Though expanded youth golf programs at Sugar Creek would be appreciated. Wagner is so far from our residence in SE Elmhurst, it is hard to get to/from there after school with traffic on 290. Would be nice to have more school-age programs in a different location, such as Centennial Park or Wilder.
- Please add some Pool time for Seniors only!
- Please expand capacity of Rec Center / off-school childcare programs. For working families, the youngest children have very limited timeframe options for programs outside of standard working hours (~9am-4pm), making it nearly impossible to use park district activities for toddlers and early childhood ages. There is high demand for activities in Elmhurst, so facilities are frequently at capacity and time frames are unfavorable for families.
- Please expand summer camp options for older tweens.
- Programming for teens is limited, should be expanded - not every kids in Elmhurst goe sto York and York doesn't always allow for participation in every type of event.
- See social groups described above. I enjoy the senior outings , maybe more trips, such as more performances or day or overnight trips to interesting locations.
- Summer camp experiences that enrich, rather than occupy, kids. The biking program (surf and turf) is a great concept with a lot of potential, but disappointing execution this year.
- Swim lessons, swim team, and diving team is something that should be offered to kids.
- Tball for toddlers age 3-5 Tennis during the year for age 4-6! Not just a camp that sells out immediately More early evening toddler programs, between 5-6 pm that supplement daycare especially dance.
- Teen events (13-14, 15-16, 17-18) that don't make exceptions to allow for younger kids. It dilutes the purpose of the teen-focused event to allow the younger kids.
- There is nothing special about EPD's facilities and programs. Des Plaines has mini-golf, 18-hole golf course, a lake with boating and rentals, concession stands that are ACTUALLY OPEN, a bandstand with concerts, garbage cans that don't look like they're rusted out from being in a forest preserve for 20 years, buildings with affordable rentals for parties, a nature center, climbing wall, raft and adventure park for kids, an enormous water park with huge slides called Mystic Waters. EPD doesn't have much to offer in my opinion. And the extra programs always cost a LOT of money.
- There's not many specific programs for teens that are 14-18. Usually the cutoff is middle school.
- They should offer more adult biking/walking programs.

- This may be out of the park but some park districts are offering water walking times in their lazy rivers. If we can't get pool expansion, could the park district negotiate a reduced non-resident price for us? Kayaking on the Salt Creek
- Water aerobics offered in the evening for those who still work with quality instructors.
- We moved to Elmhurst in November 2022 after 60+ years in NJ. We're still learning about the many choices offered by the Elmhurst Park District, but the ones we've tried so far (Smalley pool, Hub splash pad and playground, Park Palooza) have been great. Our son, his wife, and our two grandchildren (8 and 5) live in Oak Park and have joined us. They've loved every Elmhurst activity.
- We need pickleball facility as every age plays the sport. Don't let bordering towns take the incremental tax dollars for this sport...outdoor & indoor state of art facility and it'll be packed 24/7... Elmhurst PD should consider a Pickleball league so kids play and learn here like they do with football, soccer, and baseball.
- Wheaton puts on excellent concerts in their band she'll and has a wonderful French market under cover. Elmhurst should be able to provide something on the levels of both of those events. We spend far more time enjoying Wheaton and it's offerings than we do Elmhurst
- Workout equipment at the parks, bike repair stations , pave walk/bike trails, make pickle ball courts accessible to all not just by skill level
- Would be great to have a youth volleyball program and a youth cooking school/camps.
- Youth / Adult learn to SCUBA in the quarry?
- Youth group tennis lessons, would love more options, indoor and outdoor on evenings and weekends .
- Youth- more music lesson availability, more theater options, basketball league, golf lessons offered for younger than 10, nature programs for school age kids(not all kids like sports! Let's learn about science too), cooking classes Love the new babysitting class offering!
- Youth/teen Fencing

Q11 – “Other”: Please rate how effective you believe each of the following **INFORMATION SOURCES** listed below is on a scale of 5 to 1, where 5 means the source is “Very Effective,” and 1 means the source is “Very Ineffective.” If you have not used one of the items listed, please circle “9” for “Not Applicable.”

- Online brochure - Poor
- Calendar subscription - Neutral
- Teachers - Very effective
- Recreation Review email - Effective
- Elmhurst Front Porch - Poor
- Active Elmhurst Facebook group - Neutral

Q13 – “Other”: Please check **ALL** the organizations you or other members of your household used for indoor and outdoor recreation and sport activities during the past 12 months.

- Belong to FFC
- Arboretum, zoo
- Children's museum

E**COMMUNITY NEEDS SURVEY RESULTS**

- Clinics-like the fitter & faster for swimmers
- Community House
- Elmhurst art museum, Strauch art school, several church programs beside our own church
- Elmhurst Children's Theatre - I didn't see a choice for non-profit or for-profit music or arts programming - this is a big miss on this survey.
- ELMHURST Library has daily drop in children's programs available early morning, mid morning, after school & specific areas for youth hangouts. Arts & crafts all day, every day & special programs. Story time inside & outside for younger preschoolers. Clean, modern facilities with easy access for strollers, wheelchairs & disabled.
- Gateway Special Needs
- Goldfish swim school
- I am in need of a reasonable cost meeting place for several NATIONAL regional organizations. I mean a room with seating, restrooms, and food preparations for about 25 to 100 people. By "reasonable" I mean about \$25 to \$50 a meeting.
- Mall walking;
- Morton Arboretum
- Other park districts like Oakbrook and Bensenville
- out door hiking trails
- Private facility rental for sports teams.
- Ray Graham Assn. programs and Gateway programs
- Riding our bikes, walking our dog, things that do not cost a lot of money.
- Soccer club
- The Elmhurst library
- We have a summer time nanny for childcare
- "Windy city ninjas
- Bodome
- All around gymnastics
- Note all make it easy to register. Wcn & aag make class perpetual. No need to fight website traffic to resign up ever quarter. Make it easy to give you money. "
- Year-round indoor swim schools for kids
- York High school via EA

Q22 – Please share any additional comments that could assist the Elmhurst Park District in improving parks, trails, open space, or recreational facilities and services.

- Fix registration shortcomings so residents can get into programs. Park District is the last resource I check for programs due to likelihood of not working with our schedule or program being on waitlist. No new taxes.
- 1) I want to commend both East End and Smalley Pools for a great season. The lifeguards are very responsible and attentive. We've gone to other towns to try out the pools, and they have half the number of lifeguards as Elmhurst for the same pool space. I feel very safe taking young children to our pools and it's wonderful that we have 2. 2) It would be great if EPD and the town could continue to work together to help improve the bike travel and walkability of the city.
- A dog park with an option for "guest" dogs. (We often dog-sit for our "grand dog")

- A year or so ago we paid \$? at Centennial for what we thought was going to be a senior center!! Not pleased.
- All of our parks, fields, and buildings need to be improved. Not one person in town is upset that we have a great library, a public space that is available to everyone. We need the same great parks and recreation for all to enjoy and benefit from. A large indoor facility needs to be developed for generational use, and our sports fields need updating as there has not been any improvement made to them in over 30+ years. The same fields I played on as a kid are still in bad of shape now for my kids.
- As I am aging, I sometimes walk around Berens Park and Wilder Park, but tha is all I use. I will retire soon. I would vote for families who use the facilities to have an increase in their taxes (perhaps make the increase age-based, such as under 62 or 65,, but my property tax went up over \$800 for items I don't access, and, as I look towards retirement, I cannot afford to keep having increases. I plan to work part-time past retirement age just to afford to keep my home in Elmhurst. Elmhurst has great opportunities for families, but it is a very expensive city for senior citizens who contributed for decades to the tax base!
- Baseball fields could be better maintained.
- Be better
- Be sure to keep the best staff. Facilities and Mansion personnel, for example, are the best. It's one thing to focus on the park property itself, but you need the best people too. The "contact patch" between the park and programs is people. Please keep those people.
- Because of the huge increase n both camp fees this summer and in after school supervision fees, my children could no longer afford these programs. At \$22 per day per child my daughter could no longer afford the care after school. For a month of 20 days her fee would be \$880. The children were usually at the program no longer than an hour and a half.. \$44 per day is rather expensive. they had to find family to do after school care. Another improvement that should happen soon is a redesign of the mini golf course at Berens. It's boring and not in great shape. I take my grandchildren tp park district mini golf courses in other communities. They are fun and interesting. I would think with a new course the park district could make money on a new exciting course.
- Berens park playground, on the southwest corner, needs major improvement..
- Definitely need to focus on indoor spaces as well as walking/biking paths.
- Doing a great job. Thank you.
- Elmhurst has fallen behind other similar suburban towns for the quality and types or availability of fields for youth sports. The outdoor soccer and baseball/softball fields are in poor shape. Especially when compared to surrounding communities. Most of the soccer fields in town, if not all, have a slope causing teams to have to play uphill or downhill during a game. Further, the current indoor facilities for youth sports activities are insufficient. For about six months each year, we travel to other towns, just to practice and use their indoor turf fields for baseball/softball, soccer, and lacrosse. Elmhurst's greatest asset is the strong families that typically move here to raise their children. Such a big part for many is youth athletics. The most common complaint I hear, and share myself with three kids involved in various sports activities, is the inferior condition of the outdoor fields and lack of indoor turf field options.
- Elmhurst seems to consistently trail other comparable communities in terms of facilities and programs

E**COMMUNITY NEEDS SURVEY RESULTS**

- Ensure each playground has shade areas over some play sets. The summer sun makes it dangerously hot to touch without some shade present. Plant some trees in the middle of new playgrounds that could grow into natural shade canopies (we love the big tree in the middle of Ben Alison playground!).
- Add ninja challenge courses and additional exercise equipment to playground areas to add ""big kid"" play zones while younger siblings use the playgrounds. This could increase adult and young adult use in these shared park areas, satisfying entire family needs in the neighborhood. Expand indoor volleyball court. Mary Kies Rec Center is barely big enough for a single court, limiting the capacity of this adult program and limiting expansion opportunities for future youth programs. Baseball/Softball field suggestions: -annual tapering of fields to alleviate dangerous "lips" where dirt infield meets grass outfield -annual grading of fields to ensure flat, safe playing surfaces - upgrade of East End Park playing surfaces -addition of public batting cages at commonly used parks (only current cages are at Plunkett Park)
- Facilities and activities are focused to the north. I'd like more activities on the south. We are very happy with the new Centennial Center and would like dance and other classes there rather than having to go up north.
- For my \$475, you are doing a fine job.
- Have more recycling events, facilities, and receptacles
- Have options to pool resources or facilities with neighboring communities been exhausted?
- Have the public park bathroom facilities open year-round.
- Hello, bon fires to rent, make shift pond for outdoor excursions, indoor community center hosting Soccer/NFL/NBA games in local areas of the city, priority given to Elmhurst residents for programs before individuals from other cities are admitted, consider a cultural center to highlight diverse nights and resident cultures. If all of this already exists then ignore what I've written - and perhaps focus more on marketing it to us. Thank you for reading this. More Holiday Events! Considering taxes pay for the facilities, the cost to participate in activities/events shouldn't be so high.
- Hello, this is the reason I wanted to do this survey. There is a double speed bump in the parking lot at Plunkett park. It is so so terrible. I believe the idea was to protect the crosswalk but in practice it just makes driving in the parking lot miserable. Not to mention there are dozens of potential reasons an emergency vehicle would need to get to the park. They would be slowed down by this terrible double bump. There is no reason I can think of as to why there needs to be two speed bumps next to each other. The effect is so awful to drive over. I sincerely hope you can remove one or even both of the speed bumps to make using this beautiful busy faculty easier.
- I believe for what we pay in pool fees that we should have a more exciting facility for our residence to enjoy and possibly bring in more revenue from other towns (ex: otters cove, paradise bay). We also need better football fields along with baseball.
- I don't believe the facilities or parks take mobility needs into consideration. EPD opened the new "Senior" Recreation Center without automatic doors. They have walkers, canes, and other mobility devices. The new automatic doors were not installed for a year. The was very poor planning considering the use of this new facility. It's that kind of planning that shows the community that residents with mobility concerns are not a consideration for the Park District.

- I don't use hardly any of the Elmhurst Park Dodtroc facilities now primarily because I don't have time and don't know what is available. When my son was young used the services & facilities a lot and thought they were very good.
- I don't know what there is and I don't know how to find it
- I love Ackerman park in Glen Ellyn. Elmhurst Park District could do something even better!
- I love our flower beds in the parks and flowers on the streets. Love Elmhurst!
- I really, really need to be able to get my kid into the afterschool and summer camp programs. Sensory sensitive options for programs would be really good. We loved that the Truck day had that but I'm not seeing anything for the upcoming holiday activities like the make and take, pirate adventure, winter wonderland, etc. The special rec program doesn't have enough spaces either.
- I think putting a children's park on st Charles rd was crazy. The park district should look at what facilities are out at what locations. Pickle ball courts by the adult center would have made far more sense. Beyond that, I think the PD does a great job with the money they are allotted from taxes
- I think the Elmhurst Park District is doing a horrible job it's really a shame. The Park District is so far behind other local communities and it's embarrassing. Whoever is in charge of the park district should be fired. Courts Plus needs to be torn down and rebuilt to suffice the needs of the community.
- I was told you have no budget for noise abatement of pickleball courts so can't consider supporting additional spending when District won't commit to being a good neighbor.
- I would like to see the Elmhurst Park District accept the Silvers Sneakers program. Almost every Park District in our area does accept members.
- I would love to know if the cost for RecStation simply covers the cost of the program or if it generates a profit that is used by other programs. I am hoping the fees charged simply cover the costs of running the program.
- i would vote for an increase if i knew what was on the agenda and why. Why did you rebuild tennis courts at Wilder without putting in pickleball? That makes absolutely zero sense to me! Those courts are hardly ever all being used at once. We need pickleball, Anyone can play pickleball!
- I'd be willing to vote for an increase in tax dollars to Elmhurst park district but only if the board and the current management team is removed from power! Honestly - they are a joke and have used our parks / recreation area / programs for what they think we should have rather than listening to what we "the tax payers" want / need! Butterfield park prime example - a lot of residents wanted / didn't want specific stuff (large population of tax payers were aligned). Park district employee said - if doesn't matter what you guys want, Butterfield is a community park for people from other community's and we are designing with them in mind. Question - why isn't Elmhurst park district using other communities \$\$\$ then? Use are tax dollars but then tell us we don't have a day??? It's really for other people living in other communities! Why is Elmhurst park district putting other community's before the Elmhurst community? I THINK THE BOARD AND MANAGEMENT TEAM HAVE REALLY LOST FOCUS OR ARE TRULY OUT OF TOUCH WITH REALITY!
- If you build a rec center I will vote in favor. I will probably not be in favor of anything else.
- Improve the map readability

E**COMMUNITY NEEDS SURVEY RESULTS**

- In general, EPD is good, just not great. Cut back on mailings and increase digital communications.
- In order to support a raise of property taxes, EPD needs to begin with more knowledgeable friendly staff and proper upkeep of the outdoor facilities.
- Indoor facilities to meet the demands of youth programs and sports are essential. Better maintenance of current fields is needed and indoor bathroom facilities are lacking.
- Indoor swimming or at the least more open hours at the courts. There is nowhere in town to swim in winter 5 out of 7 days of the week.
- It seems like EPD is all about the sports facilities - It's a shame that equal consideration is not made for arts programming.
- It would be great to have space dedicated to pickleball so that it doesn't use up limited and valuable tennis courts.
- It's a great park district, but I've always thought you could utilize and make money from indoor soccer fields. And please build a dog lake! And outdoor ice rinks.
- IT'S EMBARRASSING, when compared to numerous park districts and/or private facilities in the Chicagoland area, how our facilities (outdoor/indoor) compare. They are not properly MAINTAINED, we are limited on the ability to host events (which would bring in additional revenue to the city/park district). There is also a lack of facilities which limits what we are able to do with programs.
- Keep our parks clean & inviting for the residents and visitors.
- Keep the flies out of the showers at Courts Plus.
- Keep up the good work
- keep up the good work and avoid the "pork barrel" wastage of resources.
- Line some existing tennis courts for pickleball. Courts at Wilder park would be a prime space as there are no residences surrounding it.
- Looking for the Park District to fix the tennis courts at Berens in the section with the lights. Those courts have serious cracks despite only being a few years old. Seems like the cracks line-up with the lights.
- Make the online park district signup process more user friendly.
- MAKE THE SUGAR CREEK GREENS FEES EQUAL TO THE LOMBARD PARK DISTRICT GOLF COURSE. bRING DOWN THE CLASS FEES FOR SENIORS AT THE CRC
- Make walking/bicycling trails and make them safe. More things like find frosty to get people outside. Do something really useful now that Lapidary is knocked down. Have more stuff for adults not just children in the brochure.
- More indoor facilities for youth!
- More no smoking sign in parks. Stop planting invasive species such as trumpet vines in parks.
- More options for activities on the weekend week be helpful. Otherwise we are very impressed with the parks district!
- More pre-teen/teen programming needed
- More priority could be given to individuals and self-formed tennis leagues that have supported Courts Plus for more than 30 years. The current priority is given to lessons and Courts Plus leagues.

- Most money should be spent on things that a poor person can not afford but needs it should have easy access to... child care, day care, garden plots, playgrounds etc. NOT GOLF.
- Most of EPD's parks and facilities are of high quality and quite nice. The lack of basketball courts when compared to the amount of folks, specifically young people that play the sport is peculiar. The proposed dog park is in an odd, difficult to get to location. The monarch bed at the Kiwanis park is missing vital species, specifically milkweed. Desirable programs for preteens and teens are lukewarm at best. Parks like Wilder and its conservatory are gems in the western suburbs. You guys do such a great job with some things and meh, with others.
- My family and I love the park district and use it almost every day in some shape or form!
- Need better bathrooms, def at soccer fields
- Need better bathrooms, less flooded trails and fields
- Need more outdoor dedicated pickleball courts, turf baseball fields,
- Need to invest more in maintenance of fields and possible create an indoor facility other than courts plus
- Need to redistribute budget away from aging population to meet demands of growing population with young kids.
- Need to upgrade softball and baseball fields
- nothing more
- One of the main reasons we moved to Elmhurst was access to park district programs and sports for our son. So far, he's only been able to participate in one park district activity due to full enrollment. We are also disappointed that certain sports are not offered through the park district and only available with private companies. We go to Bensenville now for all our park district needs.
- Our family already contributes on a yearly basis on top of our property taxes, via charitable contributions to the park district. Perhaps an annual gala or significantly sized park district event could be put on to raise funds. Alternatively a fee or tax assessment on new builds might be more appealing to those of us not so fortunate to afford 1.5M+ homes.
- Park District facilities especially for baseball lag far behind neighboring communities. Needs an investment. Positive note; staff and maintenance staff are great.
- "Please elevate our park district and facilities
- to match neighboring towns - it is a shame when we visit neighboring towns (Lombard, Oakbrook, Glen Ellyn) to see what others have for their families that we do not (indoor basketball courts, indoor tracks, maintained baseball fields, etc)"
- Please keep press box facilities clean, and ensure scoreboards are in working order prior to athletic seasons or in general.
- Please make more walkways safe & accessible for strollers, wheelchairs & disabled. Ballparks in particular are a mess. Indoor pools besides the YMCA are needed. Indoor walking track needed for all residents free.
- Please put a full basketball court at Berens. There is plenty of space, and every other sport is represented there
- Please put some basketball courts at Berens. Our town desperately needs an indoor sports facility. All other towns have these. Indoor pool should also be considered. Also, please address the pickle ball courts at Crestview - players use basketball courts as a path while kids are playing.

E**COMMUNITY NEEDS SURVEY RESULTS**

- PLEASE TAKE THIS SERIOUSLY. IT REALLY FEELS THAT THERE IS AN EXCUSE AFTER EXCUSE OR NOT WILLING TO CHANGE THE STATUS QUO AND CONTINUING TO DISMISS HOW POOR OUR FACILITIES ARE COMPARED TO OTHER SUBURBS. It is really disheartening to have to go to Oak Brook every time or even as far as Aurora/Naperville or north to have quality experiences. Even places like Woodridge, Glen Ellyn, Darien, Romeoville far exceed what Elmhurst should be able to provide given how much taxes we pay.
- Please work with the city to maintain the green space between 3rd street and Schiller exactly as it is today. It provides safe passage for children, the environmental benefits of many trees, and community gathering space. If the city sells it for development we will lose precious green space from which our residents and city benefit.
- Prairie Path crossings are dangerous. Bikers appear suddenly assuming cars will stop. Walker are distracted with ear pieces. Maybe need permanent Flashing signs to alert cars and people crossing.
- Rather than just increasing property taxes to pay for Park District Upgrades, how about a re-distribution of current tax payments? Maybe we could not re-do curbs and re-pave roads 3 times in a 12 month period? Maybe we hire contractors who do it right the first time or foot the bill for the re-work? There is so much money wasted in this town that could be allocated more effectively...
- Rather than relying solely on a referendum which I think is tough (I would support some projects but have no intention of voting to support others), there are a number of facilities/amenities that could be added and then provide a source of revenue (for instance, if you have a facility with indoor soccer fields or indoor sports space there are teams everywhere that would pay to participate in an indoor league or pay to rent indoor space for practices. I understand you need the initial funds to build certain facilities but there are some facilities that can be revenue-producing as opposed to other facilities that generate no revenue and are utilized significantly by non-residents who pay \$0 towards them (I would also find a way to end this or require permits from non-residents to help EPD recoup some money).
- Rec station and funseekers programs typically fill up and could use more teachers / capacity. baseball fields are not as well maintained as neighboring city parks. most cities in western suburbs have at least one or two artificial fields.
- Rec station should offer a multi sibling discount for multiple family members enrolled
- Refer to my previous comments regarding the importance of open green space.
- Replace the dinosaurs on the park board. They are complacent.
- Revamp the Wagner center. So much potential there
- Safer access to Illinois Prairie Path for residents residing north of St. Charles Road. Safer travel north/southbound on Salt Creek Trail from Thomas to 2nd street via Villa Ave.
- See all my comments in the above dialogue boxes. Basically, maintain the parks/trails/facilities.
- See my comments above. Would also be nice to have a biking/running trail in north Elmhurst
- Since moving to Elmhurst last year we have been very pleased with the breadth and depth of the facilities and programs offered. There are two areas of growth we'd identify for the services and programs we've used. 1 - the baseball fields are in dire need of improvement. Too many outfields are in disrepair or sloped, infields need to be watered down occasionally during periods of draught to reduce dust. On this last point, coaches and parents were interested in helping but we were told the park district would not allow volunteer help to maintain. I don't know if that's

accurate, just raising it up for awareness. 2 - the funseekers program needs more flexibility for pick-up and drop-off. Summer is a time when families are catching up on doctor's and dentist visits and early pick-up is key for that. After we enrolled, I was told that early pick-up is not allowed, even when kids are at the same facility all day. Outside of field trip days, any parent should be able to arrive at a rec center and be allowed access to their kid. It is unsettling to have a program where that is not possible and I'll be looking at other programs next year because of this policy.

- Soccer and baseball/softball fields need weekly maintenance not being done.
- South Elmhurst commercial space is severely outdated.
- Spaces should be oriented toward high utilization. Open space for the sake of open space adds little benefit to the community. I rarely see anyone using the new Glos park. Very few people are in Smalley open space. How can open spaces be designed and built out to activate the spaces and increase the public use and enjoyment? I think this should be the goal and one I'm willing to pay for. I don't want to spend more on rarely/minimally used open space.
- Summer being one of the most popular times for kids to have fun in the parks, there should be more openings/seats available in the summer camp programs. Even other activities that have become popular over the years, like cooking classes and painting, there should be more than 20 openings and more than a few sessions.
- Taxes in this City and State are outrageous as a whole. I DO believe the EPD has done a very nice job with their space and utilization of their funds for our children and community. I would support more of each tax dollar going to EPD..... I just not increasing Taxes to get to number because our taxes are too high as is.
- Tennis courts should all be pickle ball courts. The classes for children fill up way too fast. Pool passes too costly. The lifeguard protocol that EPD has adopted is ridiculous looking and has to be so exhausting for guards with all that looking back and forth. As a former EPD lifeguard we had twice the amount of swimmers and were able to connect and talk with them and have relationships. That protocol might be a reason EPD is short on guards.
- Thank you for the work and effort of the staff and volunteers. We should look to compensate staff better with the referendum, as beautiful as a park or field can be, the people make all the difference.
- Thanks for continually trying to improve! Please keep planting native plants!
- The baseball fields are in very bad shape. My son and other kids use these fields every week and I have never seen any EPD people maintain these properties. This needs to be addressed.
- The baseball/softball fields need better maintenance. Fields are not level and the sand needs care
- The bathrooms close too early in the season.
- The Courts and Wagner center should be taken down 100% to the ground. Start over, stop trying to reimage the facilities. Wagner was built as a school and has limped along as a community center. The Courts WAS a great place when it was built 30+ years ago. It has outlived its usable space. It is time to just start from scratch. Why can other comparable, nearby towns have fantastic facilities and fields and ours are a dump. It really makes you wonder what the \$425 a year goes to. The registration process is a complete nightmare. I've basically given up on participating in, for myself or my kids, any programs through EPD. I should not have to have my personal computer, my work computer and my phone all going at the same time to try and get

into a program. And the worst is after all that not getting in. Aftercare in Elmhurst is a complete joke!! Kids in a gym stacking red solo cups is NOT after school programming, its a bunch of old ladies sitting at a table doing nothing. And for the price - its highway robbery. I won't even get into the condition, or number of fields. Again, why do other towns have so much and we have nothing. The EPD needs to be the Elmhurst Parks AND Recreation District.... you are not accounting for the recreation. The whole organization needs a shake up.... we deserve better!

- The heavily used parks like Berens and Eldridge need to be better maintained. My kids have been playing soccer for 10+ years here and the field conditions are a joke. I've found the conditions of the baseball/softball fields better maintained. Overall, we need a lot more turf fields. I'm not a fan of EPD financing a large indoor sports complex although I do see the need and demand for it in our community. If such a project is undertaken, I would expect it to be highly versatile in its usage for multiple sports.
- The inclusion office and Sean are great! My kids love all the programs they have been part of from camps, swimming lessons and karate
- The lack of maintenance of the landscaping around the current Park District is concerning. More exercise classes at the Courts would be welcome. Decent bathroom facilities at the parks is a must. Also, having an outdoor pool open when temperatures are 90 plus would be a great option for us.
- The park budget is massive and the baseball fields are shameful. Any amount of rain stops games. The lips from the infield to outfield are ridiculously big (and they don't seem to help drainage). For all the money we spend on replacing perfectly good playground equipment every year, one would think you guys could maybe fix a field or two a year. But for 13 years they have remained the same. How embarrassing for you.
- The park district facilities, restrooms and programs are fantastic. The park district activities have been a mainstay of mine and my family's life over the last three years. I am so appreciative of the amazing facilities and all of the great work and focus that the team takes to give me and my family such a great experience as an Elmhurst resident. Please let me know if you ever are looking for someone to speak about their use and appreciation of the park district services.
- The Park District has always been amazing!! But with our kids grown now and a summer home in Wisconsin, our needs for the facilities have decreased significantly. But we enjoy all the walking trails and everything is well maintained!
- The Park District heavily needs more money in order to succeed.
- The parks in Elmhurst are great. You've added properties which are useful to some people. However, it doesn't seem that the facilities are being used to the fullest extent. The pools are a great example. Also, I've always found it quite difficult to find activities that I'm interested in or for my family. Would love to see more adult and young adult programs. Perhaps more special events (the duck derby was fun many years ago). The brochure is useful, but I think advertising on social media would help for special events. I feel like I'm missing out on things I might be interested in, while seeing a lot of things that I'm really not interested in at all. And permanent bathrooms would be great in the few parks that don't have them (Washington).
- The playgrounds and pools are great assets to the town, but the programming and athletic fields for teens are not good.
- The programs and the people are always great. Many good memories over the years. Zero issue with the opportunities or staff. 100% would be put to updating our fields, indoor multi purpose

etc etc as you can tell by all my comments. This town is not the town it was 30 years ago. You need to take advice and direction from a younger generation of 40-55 year olds who pay the majority of the property taxes and use the most services.

- The staff do a great job.
- There is a big need for more football fields and indoor basketball courts.
- There is a substantial need for better facilities and programming. However, the community cannot sustain another referendum.
- There is enough money with current taxes. I recommend reprioritizing current offerings and cutting low use programs before asking for additional funding.
- There is great need for outdoor turf, concession stand, usable restrooms at our park district facilities in addition to an indoor sports facility
- There needs to be an underpass with a ramp for better access across north avenue! Or another street light crossing besides myrtle. Too hard to get across north avenue with a stroller.
- They do a great job!
- This entire survey is biased toward development. With the explosion in mental health issues our youth are experiencing, they need more restorative, natural spaces in which to spend time - hiking and walking trails, natural exploration areas, etc. Please, stop overdeveloping our parks and catering to sports driven development. The park district should be protecting green space and nature. And no more property taxes, it's already a crushing burden for too many homeowners.
- This whole referendum concept is nonsense, use the massive and growing property tax base and reallocate the funds to address this huge need for improve sports facilities. Done correctly this could be a source of revenue by hosting games and tournaments, I would consider exploring a public/private partnership as an option to consider as well
- Two young professionals in the house cannot afford to move out due to housing cost and have gone through Courts Plus and have both left for profit facilities - serious tough competition among the younger adults that might move out of Elmhurst and never felt an lasting attachment to Courts Plus.
- update the pools
- Watch the cost of all new programs. Seniors on fixed income pay taxes and vote. The Park District costs, lumped with other organizations (i.e. schools) hit our pocket books hard when paying overall county/state taxes.
- We agree that the park district is not able to service the large number of children that reside within its borders. However, since 2016, real estate has continued to bring in expensive new build houses. We are happy owners of one of these...but that also means we contribute a considerably larger amount of money to the park district than families that have much less expensive homes. I don't expect to level the playing field, but it's something to consider. We also feel like we use the park district less as our children grow older and find more specific interests. Our pre-teen has only utilized tennis lessons for the past couple years. Though I do like the idea of having pre-teen get together. Personally we are not a fan of the newly offered "teen lock-in" as it doesn't offer effort structure in an age that needs the absolute most structure. My daughter did love the night time egg hunt though we thought it should have been more difficult by actually hiding the eggs. Art isn't high on our priority list because we utilize the Elmhurst Art Museum offerings. Love that we have town gymnastics but it's really too small to accommodate

E**COMMUNITY NEEDS SURVEY RESULTS**

the needs of the town. Would love more theater options. We utilize ECT but many times their scheduling conflicts with ours. Our town park district building as a whole is too small. The majority of our parks don't have a permanent bathroom facility. Eldridge should DEFINITELY have a real bathroom. There are often 6 soccer teams playing at once with family members also present- often their are grandparents watching too...everyone needs a bathroom!

- We appreciate the work being done to upgrade the parks.
- We are in desperate need of an indoor basketball facility!! This is a huge disadvantage for our community compared to neighboring suburbs.
- We enroll our kids in surrounding towns programs bc they are not offered in Elmhurst
- We have a 7 year old in Lincoln, the Park districts bigger fail is not providing after care to meet the needs of those students. 60 after care spots for a school the size of Lincoln is not meeting the needs of the community. We tried to sign up the minute after care was open and still could not get in. If you need to raise the cost too ad more I think it would be reasonable, but not address the needs is unacceptable.
- We love Elmhurst, but it's crazy to see how much more modern and maintained the parks and athletic fields are of our neighboring towns. We want to have pride in where we live, and our kids and all residents deserve to have better facilities.
- We love the park district offerings but fun seekers was too expensive this summer. It would be helpful to identify other cost measures to offset that.
- We love the sand volleyball courts at Berens! Thank you
- We must be welcoming to all. You're doing a good job with that. There's always room for improvement, but excellent job!
- We need additional TURF fields both indoor and outdoor. My son plays for Elmhurst Bears and we are lacking in places to practice. Our kids are at the mercy of daylight hours and/or IC's schedule. Our kids need adequate fields indoor and outdoor to practice and stay competitive.
- We need an indoor turf recreation facility!!!!
- We really like this park district and appreciate all that you do. The only other comment I can think of is that the lifeguards at the pool are really intense, and I have heard several families say they have stopped using the Elmhurst pool for that reason. It was awkward this season how patronizing the teenage lifeguards were, even to parents. Some food for thought
- We would love increased access/ease of transit from one to another.
- Front desk staff at Wagner have consistently been curt, rude, and judgmental. Central staff have been courteous and helpful, but those primary points of contact are not at all pleasant to interact with and do not create a welcoming environment.
- when in doubt, just leave a space with grass/plantings.
- Where is all the taxpayer money going? Go on a field trip to Des Plaines so you can be amazed at all the facilities and amenities their park district provides. How can Elmhurst have such a lame park district? Courts Plus is no good and it costs a fortune, plus there is no parking. I DO NOT WANT EPD to get any more money until they actually spend it WISELY. Over the years I have seen them rip up perfectly fine playgrounds and replace them for no reason. Then I find out they ""donate"" the playground equipment. Ridiculous! They installed the new park Glos Park....it looks no good. I never see anyone there. Sorry, I am NOT a fan of EPD. And stop with the asinine woke junk.

- Why isn't the pool open at all during the week when the children go back to school? Couldn't the pool be open after school hours from mid August to Labor day during the week? The pools in Naperville have high school students come to work the pool from the hours of 4-7pm when the schools go back in August. For the high price we pay for a pool pass the pools should be more accessible. Also, please consider an outdoor ice rink. I used to live in Grosse Pointe Woods Michigan and there were several outdoor ice rinks in the area that were used by so many people. Given the lack of outdoor ice rinks in Illinois an outdoor ice rink would be a great attraction for the city. It could be used in the summer months for pickle ball, inline skating, futsal or field hockey.
- With the aggressive, continued growth/prominence of travel sports, Elmhurst Park District needs to make up ground as it relates to indoor and outdoor facilities, or risk having these lucrative, expansive programs take their recurring business to other communities. We are already losing valuable economic benefits to Oak Brook [Oak Brook Park District], Westmont [Westmont Yard], Bensenville [Bo Dome], Glen Ellyn [Ackerman Center] and private entities [FFC. LA Fitness, YMCA], among many others. Having been in 20+ 'main park district facilities' in neighboring communities over the past 12 years, Elmhurst's slapshot collection of aging/decommissioned schools and 1980's era buildings [Courts Plus], pretending to serve as functional indoor athletic campuses, are an unconditional embarrassment by comparison.
- You can help us have more quality family time together by reducing our 2-6 hour weekly commutes to other towns for sports, for our 9-18 year old kids - please help us! Please tear down useless Wagner center & put in a comprehensive sports complex - you have the space & should be able to figure out the money!
- You don't need more Tax dollars. Plenty of demand for your services. 1. Raise cost 5 or 10% 2. Signup perpetual option 3. Expand signup over a week window and turn it into a lottery. Allow people to signup casually. We gave up due to stress of constantly resigning up. Adopt the positives from your private market competition.
- You should do research better when advertising what median salary made in Elmhurst Charge the Elmhurst residents who make more than \$200k to contribute more of their money to park district as they can easily afford it.
- Your staff needs to go to sensitivity training and learn how to be nice [REDACTED]
[REDACTED] When are you going to bring back courts plus perks and the Stars and Stripes bbq.
[REDACTED]

5

Survey Instrument



August 2023

Dear Elmhurst Park District Resident,

Your response to this survey will shape the future of parks and recreation in Elmhurst

The Elmhurst Park District has launched **Elevate Elmhurst Parks**, a community-based planning process to update our Comprehensive and Strategic Plans, which will guide the District's priorities for the next five years. To shape these priorities, we are conducting a community needs assessment survey and your household is one of a limited number selected at random to receive it.

Help us meet your parks, trails, program, open space, and facility needs

Since our last survey in 2016, we accomplished a lot based on your feedback. We acquired land to open two new parks in neighborhoods lacking adequate park space (the award-winning Centennial Park and Pick Park), renovated the Mary E. Kies Recreation Center with improved recreation spaces and gym, and expanded Glos Park, increasing open space in downtown Elmhurst. We also completed high priority park amenity upgrades and improvements, including new pickleball courts and playgrounds and updated athletic fields and outdoor courts. We are looking forward to making Elmhurst's first dog park a reality in 2024 and launching a new registration system later this year. All these accomplishments were completed within the Park District's existing financial capabilities. To finish some of the remaining projects, such as upgrading and increasing indoor programming space to meet growing demand and improving maintenance of parks and athletic fields, the Park District needs your input and additional funding. We cannot complete these projects with the property taxes currently paid by the community.

Please complete and return your survey or submit it online within the next two weeks

Whether or not you use District parks, facilities, programs and services, your feedback is critical for us to act on community-driven actions to address your needs. The survey takes approximately 12 – 15 minutes to complete and we appreciate your time. An independent research firm, ETC Institute, is conducting the survey, and your responses will remain confidential. Once the data has been gathered and analyzed, ETC will provide a report summarizing the feedback, which will be posted at <https://berrydunn.mysocialpinpoint.com/elevate-elmhurst-parks>.

Please return your completed survey in the next two weeks in the enclosed postage-paid envelope addressed to ETC Institute, 725 W. Frontier Circle, Olathe, KS 66061. If you prefer to complete it online, go to elmhurstpdsurvey.org. If you have questions, contact Ryan Murray, ETC Institute's Project Manager at 913-254-4598 or Ryan.Murray@etcinstitute.com or visit the website above for responses to frequently asked questions.

Sincerely,

A handwritten signature in black ink, appearing to read "Kevin Graf".

Kevin Graf, President



Elevate Elmhurst Parks - Parks and Recreation Needs Assessment Survey

Your input is critical to help the Elmhurst Park District determine park and recreation priorities for our community. This survey will take 12-15 minutes to complete. When you are finished, please return your survey in the enclosed postage-paid, return-reply envelope, or complete it online at elmhurstpdsurvey.org. We appreciate your time.

1. Please keep ALL members of your household in mind while completing this survey. Counting yourself, how many people in your household are...

Under age 5: ____	Ages 15-19: ____	Ages 35-44: ____	Ages 65-74: ____
Ages 5-9: ____	Ages 20-24: ____	Ages 45-54: ____	Ages 75-84: ____
Ages 10-14: ____	Ages 25-34: ____	Ages 55-64: ____	Ages 85+: ____

2. Have you or other members of your household participated in any recreation programs offered by the Elmhurst Park District during the past 12 months?

____(1) Yes [Answer Q2a-c.] ____ (2) No [Go to Q3.]

2a. How many different recreation programs or activities offered by the Elmhurst Park District has your household participated in during the past 12 months?

____(1) 1 program/activity	____(4) 7-10 programs/activities
____(2) 2-3 programs/activities	____(5) 11 or more programs/activities
____(3) 4-6 programs/activities	

2b. Which THREE of the items below are the primary reasons why your HOUSEHOLD has participated in recreation programs or activities offered by the Elmhurst Park District?

[Write in your answers for your top 3 choices using the numbers from the list below. For example, if "reasonable fees" is the number one reason you participate, enter "4" in the space next to "1st" below.]

- | | |
|---|---------------------------------------|
| 1. Quality of program (instructors/coaches/staff) | 5. Times the program is offered |
| 2. Location of the program facility | 6. Friends participate in the program |
| 3. Quality of the facility | 7. Dates the program is offered |
| 4. Reasonable fees | 8. Other: _____ |

1st: ____ 2nd: ____ 3rd: ____

2c. Overall, how would you rate the quality of recreation programs or activities you or members of your household have participated in during the past 12 months?

____(4) Excellent ____ (3) Good ____ (2) Fair ____ (1) Poor

3. Please CHECK ALL of the reasons that prevent YOU or other members of your HOUSEHOLD from using parks, recreation and sports facilities, or programs of the Elmhurst Park District more often.

- | | |
|---|--|
| ____(01) Facilities are not well maintained | ____(12) I do not know locations of facilities |
| ____(02) Program or facility not offered | ____(13) Athletic fields are not well maintained |
| ____(03) Facilities lack the right equipment | ____(14) Parks and park amenities are not well maintained |
| ____(04) Security is insufficient | ____(15) Not accessible for individuals with special needs |
| ____(05) Lack of quality programs | ____(16) I do not know what is being offered |
| ____(06) Too far from our residence | ____(17) Facility operating hours not convenient |
| ____(07) Class/program full | ____(18) Registration for programs is difficult |
| ____(08) Program times are not convenient | ____(19) Lack of parking by facilities and parks |
| ____(09) Use services/facilities in other cities/agencies | ____(20) Too busy/not enough time |
| ____(10) Fees are too high | ____(21) Other: _____ |
| ____(11) Poor customer service by staff | |

4. Please rate your level of agreement with the following statement: I feel welcome and included at the Elmhurst Park District.

____(5) Strongly Agree	____(3) Neutral	____(1) Strongly Disagree
____(4) Agree	____(2) Disagree	____(9) Don't Know

5. Please rate the **OVERALL CONDITION** of each of the parks, trails, and facilities listed below that you and members of your household have used during the past 12 months on a scale of 4 to 1, where 4 means "Excellent," and 1 means "Poor". If you have not used one of the parks/trails/facilities listed below, please circle "9" for "Not Applicable."

Parks, Trails, and Facilities	Excellent	Good	Fair	Poor	Not Applicable
Parks and Trails					
01. Ben Allison Park	4	3	2	1	9
02. Berens Park	4	3	2	1	9
03. Butterfield Park	4	3	2	1	9
04. Centennial Park	4	3	2	1	9
05. Conrad Fischer Park	4	3	2	1	9
06. Crescent Park	4	3	2	1	9
07. Crestview Park	4	3	2	1	9
08. East End Park	4	3	2	1	9
09. Eldridge Park	4	3	2	1	9
10. Elmhurst Great Western Prairie	4	3	2	1	9
11. Glos Memorial Park	4	3	2	1	9
12. Golden Meadows Park	4	3	2	1	9
13. Illinois Prairie Path	4	3	2	1	9
14. Jaycee Tot Lot	4	3	2	1	9
15. Kiwanis Park	4	3	2	1	9
16. Maple Trail Woods	4	3	2	1	9
17. Marjorie Davis Park	4	3	2	1	9
18. Pick Park	4	3	2	1	9
19. Pioneer Park	4	3	2	1	9
20. Plunkett Park	4	3	2	1	9
21. Salt Creek Greenway Trail	4	3	2	1	9
22. Salt Creek Park	4	3	2	1	9
23. Sleepy Hollow	4	3	2	1	9
24. Van Voorst Park	4	3	2	1	9
25. Washington Park	4	3	2	1	9
26. Wild Meadows Park and Trace	4	3	2	1	9
27. Wilder Park	4	3	2	1	9
28. York Commons	4	3	2	1	9
29. Other Parks and Trails:	4	3	2	1	9
Facilities					
30. Courts Plus Fitness Center	4	3	2	1	9
31. East End Pool	4	3	2	1	9
32. Joanne B. Wagner Community Center	4	3	2	1	9
33. Mary E. Kies Recreation Center (formerly named Centennial Recreation Center)	4	3	2	1	9
34. Norman P. Smalley Pool	4	3	2	1	9
35. Sugar Creek Golf Course and Clubhouse	4	3	2	1	9
36. The Hub at Berens Park	4	3	2	1	9
37. Wilder Mansion	4	3	2	1	9
38. Wilder Park Conservatory	4	3	2	1	9
39. Other Facilities:	4	3	2	1	9

6. REGARDLESS OF THE PROVIDER, please indicate how well your needs are being met by each of the recreation amenities listed below on a scale of 4 to 1, where 4 means your needs are "Fully Met" and 1 means your needs are "Not Met" at all. If you do not have a need for a recreation amenity that is listed, please circle "9" for "No Need."

Recreation Amenities		Fully Met	Mostly Met	Partly Met	Not Met	No Need
INDOOR AMENITIES						
01.	Indoor before and after school care rooms	4	3	2	1	9
02.	Indoor fitness center or facility	4	3	2	1	9
03.	Indoor group exercise studios	4	3	2	1	9
04.	Indoor gymnasium/courts (basketball, volleyball, pickleball)	4	3	2	1	9
05.	Indoor gymnastics area	4	3	2	1	9
06.	Indoor multipurpose rooms for programs, classes, meetings, or events	4	3	2	1	9
07.	Indoor preschool/early childhood program rooms	4	3	2	1	9
08.	Indoor running/walking track	4	3	2	1	9
09.	Indoor turf fields (baseball, soccer, lacrosse)	4	3	2	1	9
OUTDOOR AMENITIES						
10.	Disc golf course	4	3	2	1	9
11.	Dog parks (off-leash)	4	3	2	1	9
12.	Garden plots	4	3	2	1	9
13.	Golf course	4	3	2	1	9
14.	Green gathering areas (lawn)	4	3	2	1	9
15.	Mini-golf course	4	3	2	1	9
16.	Outdoor athletic facility lighting (courts, diamonds, fields)	4	3	2	1	9
17.	Outdoor bandshell/amphitheater	4	3	2	1	9
18.	Outdoor baseball and softball diamond fields	4	3	2	1	9
19.	Outdoor basketball	4	3	2	1	9
20.	Outdoor fitness equipment	4	3	2	1	9
21.	Outdoor ice rink	4	3	2	1	9
22.	Outdoor pickleball courts	4	3	2	1	9
23.	Outdoor soccer/lacrosse/football fields	4	3	2	1	9
24.	Outdoor swimming pool/water park	4	3	2	1	9
25.	Outdoor synthetic turf fields	4	3	2	1	9
26.	Outdoor tennis courts	4	3	2	1	9
27.	Park restroom buildings (permanent)	4	3	2	1	9
28.	Park shelters and picnic areas	4	3	2	1	9
29.	Passive natural areas (native plants)	4	3	2	1	9
30.	Playgrounds	4	3	2	1	9
31.	Sand volleyball courts	4	3	2	1	9
32.	Skate park	4	3	2	1	9
33.	Spray ground/splash pad	4	3	2	1	9
34.	Walking and biking trails	4	3	2	1	9

6a. Are there any additional facility amenity ideas that you would like to share with the Elmhurst Park District? If yes, please write your ideas below and please include whether your suggestion is an indoor or outdoor facility amenity.

7. Which **FOUR INDOOR** amenities from the list in Question 6 are **MOST IMPORTANT** to your household? [Write in your answers below using the numbers from the list in Question 6.]
 1st: ____ 2nd: ____ 3rd: ____ 4th: ____
8. Which **FOUR OUTDOOR** amenities from the list in Question 6 are **MOST IMPORTANT** to your household? [Write in your answers below using the numbers from the list in Question 6.]
 1st: ____ 2nd: ____ 3rd: ____ 4th: ____
9. **REGARDLESS OF PROVIDER**, please indicate how well your needs are being met by each of the programs listed below on a scale of 4 to 1, where 4 means your needs are "Fully Met," and 1 means your needs are "Not Met" at all. If you do not have a need for a program that is listed, please circle "9" for "No Need."

Programs	Fully Met	Mostly Met	Partly Met	Not Met	No Need
Early Childhood and Youth Programs					
01. Before and after school programs	4	3	2	1	9
02. Birthday parties	4	3	2	1	9
03. Cooking classes	4	3	2	1	9
04. Cultural arts - performing (dance, theater)	4	3	2	1	9
05. Cultural arts - visual (drawing, painting)	4	3	2	1	9
06. Educational classes (technology, special interest, STEAM)	4	3	2	1	9
07. Fitness and wellness programs	4	3	2	1	9
08. Golf instruction programs	4	3	2	1	9
09. Gymnastics programs	4	3	2	1	9
10. Learn to swim and diving programs	4	3	2	1	9
11. Martial arts programs	4	3	2	1	9
12. Music lesson programs	4	3	2	1	9
13. Nature programs/environmental education	4	3	2	1	9
14. Preschool half-day	4	3	2	1	9
15. Preschool with all day care	4	3	2	1	9
16. Programs for teens	4	3	2	1	9
17. Sports programs and leagues	4	3	2	1	9
18. Summer camp programs	4	3	2	1	9
19. Tennis lessons and leagues	4	3	2	1	9
Adult Programs					
20. Adult cultural arts - visual (drawing, painting)	4	3	2	1	9
21. Adult cultural arts - performing (dance, theater)	4	3	2	1	9
22. Adult cooking classes	4	3	2	1	9
23. Adult education programs (finance, language, technology)	4	3	2	1	9
24. Adult fitness and wellness programs	4	3	2	1	9
25. Adult golf instruction programs and leagues	4	3	2	1	9
26. Adult martial arts programs	4	3	2	1	9
27. Adult pickleball lessons and leagues	4	3	2	1	9
28. Adult programs for 62 years and older	4	3	2	1	9
29. Adult sports programs and leagues	4	3	2	1	9
30. Adult tennis lessons and leagues	4	3	2	1	9
31. Adult water fitness programs	4	3	2	1	9
32. Special events for adults only	4	3	2	1	9
All Ages Programs					
33. Community events (outdoor music, movies, holiday events)	4	3	2	1	9
34. E-Sports (video games/virtual gaming)	4	3	2	1	9
35. Outdoor adventure programs	4	3	2	1	9
36. Programs for individuals with special needs	4	3	2	1	9

9a. Are there any additional age-specific program ideas that you would like to share with the Elmhurst Park District? If yes, please write in your ideas below and please include the age category (early childhood, youth, adult, all ages) for the program you identify.

10. Which **FOUR PROGRAMS** from the list in Question 9 are **MOST IMPORTANT** to your household? *[Write in your answers below using the numbers from the list in Question 9.]*

1st: ____ 2nd: ____ 3rd: ____ 4th: ____

11. Please rate how effective you believe each of the following **INFORMATION SOURCES** listed below is on a scale of 5 to 1, where 5 means the source is "Very Effective," and 1 means the source is "Very Ineffective." If you have not used one of the items listed, please circle "9" for "Not Applicable."

Information Source	Very Effective	Effective	Neutral	Ineffective	Very Ineffective	Not Applicable
01. Park District email newsletters	5	4	3	2	1	9
02. Park District Social Media (Facebook, Instagram, Twitter)	5	4	3	2	1	9
03. Park District flyers/posters	5	4	3	2	1	9
04. Park District program brochure	5	4	3	2	1	9
05. Park District website	5	4	3	2	1	9
06. Park District yard signs	5	4	3	2	1	9
07. Conversations with Park District staff	5	4	3	2	1	9
08. Friends and neighbors	5	4	3	2	1	9
09. Newspaper/magazine articles/advertisements	5	4	3	2	1	9
10. Other: _____	5	4	3	2	1	9

12. Which **THREE INFORMATION SOURCES** from the list in Question 11 do you **MOST PREFER** to use to get information about the Elmhurst Park District? *[Write in your answers below using the numbers from the list in Question 11.]*

1st: ____ 2nd: ____ 3rd: ____

13. Please check **ALL** the organizations you or other members of your household used for indoor and outdoor recreation and sports activities during the past 12 months. *[Check ALL that apply.]*

- | | |
|---|--|
| <input type="checkbox"/> (01) Colleges/universities | <input type="checkbox"/> (08) Private country clubs |
| <input type="checkbox"/> (02) DuPage County Forest Preserve District | <input type="checkbox"/> (09) Private schools |
| <input type="checkbox"/> (03) Elmhurst Park District | <input type="checkbox"/> (10) Private summer camps |
| <input type="checkbox"/> (04) Neighboring communities or other park districts | <input type="checkbox"/> (11) YMCA |
| <input type="checkbox"/> (05) Place of worship (church, mosque, synagogue) | <input type="checkbox"/> (12) Other: _____ |
| <input type="checkbox"/> (06) Private and non-profit youth sports | <input type="checkbox"/> (13) None, do not use any organizations |
| <input type="checkbox"/> (07) Private clubs (tennis, health, fitness) | |

14. For more than ten years, the Elmhurst Park District has received less than six cents (6¢) of every dollar of your total property tax bill. Thinking about the services, facilities, and programs the District provides to residents, and the amount of property taxes that go to the District, how would you rate the overall value of the property taxes you pay that go to the District?

(4) Excellent (3) Good (2) Fair (1) Poor (9) Don't know

15. The community was last surveyed in 2016 during the Elmhurst Park District's Vision 2020 planning process. Since that time, several projects were completed within existing financial capabilities (e.g., Centennial Park, Mary E. Kies Recreation Center, and expansion of Glos Park). However, some needs remain, such as upgrading and increasing indoor program space to meet growing demand and improved maintenance of parks and athletic fields. The Park District cannot complete these priorities with the property taxes currently paid by the community.

Considering that the average household currently pays approximately \$425 a year to support the Elmhurst Park District, how much more would you be willing to pay via property taxes through a referendum to address these items along with other high priority items you identified in this survey?

\$ _____ increase per year

16. If a voter referendum was held to fund the needs mentioned in Question 15, how would you vote in the election?

____(1) Vote in Favor ____ (2) Might Vote in Favor ____ (3) Not Sure ____ (4) Vote Against

17. What is your age? _____ years

18. What is your gender identity?

____(1) Man ____ (4) Prefer to self-describe: _____
 ____ (2) Woman ____ (5) Prefer not to answer
 ____ (3) Non-Binary

19. How many years have you lived in the Elmhurst Park District? _____ years

20. Which of the following best describes your race or ethnicity? [Check ALL that apply.]

____ (01) Asian or Asian Indian ____ (05) Native Hawaiian or other Pacific Islander
 ____ (02) Black or African American ____ (06) Hispanic, Spanish, or Latino/a/x
 ____ (03) American Indian or Alaska Native ____ (99) Other: _____
 ____ (04) White or Caucasian

21. What is your household income?

____ (1) Under \$25,000 ____ (4) \$75,000-\$99,999 ____ (7) \$200,000 or more
 ____ (2) \$25,000-\$49,999 ____ (5) \$100,000-\$149,999
 ____ (3) \$50,000-\$74,999 ____ (6) \$150,000-\$199,999

22. Please share any additional comments that could assist the Elmhurst Park District in improving parks, trails, open space, or recreational facilities and services.

This concludes the survey. Thank you for your time!

Please return your completed survey in the enclosed return-reply envelope addressed to:

ETC Institute, 725 W. Frontier Circle, Olathe, KS 66061

E3. ETC Random Sample Findings Presentation



Elevate Elmhurst Parks Parks and Recreation Needs Assessment Survey Results


PRESENTED BY ETC INSTITUTE

Since 2006,
ETC Institute
Has,
In More Than
1,000 Cities
&
49 States,
Surveyed
More Than
3,000,000
Persons.


ETC Institute is a National Leader
in Market Research for Local
Governmental Organizations

*For more than 35 years, **our mission** has
been to help municipal governments
gather and use survey data to enhance
organizational performance.*

Purpose



TO HELP DETERMINE
RECREATIONAL PRIORITIES FOR
THE COMMUNITY



TO OBJECTIVELY ASSESS USAGE,
SATISFACTION, AND NEEDS FOR
A WIDE RANGE OF PARK AND
RECREATION FACILITIES AND
PROGRAMS



TO HELP IDENTIFY
OPPORTUNITIES FOR THE CITY
TO BETTER SERVE THE LEISURE
AND RECREATION NEEDS OF
THE COMMUNITY

Methodology

Survey Description

- Six-page survey

Method of Administration

- By mail and online to a random sample of households in the District
- Each survey took approximately 15-18 minutes to complete

Sample Size

- 401 completed surveys

Margin of Error

- +/- 4.8% at the 95% level of confidence

What to Know

- 61% of respondents have participated in a recreation program offered by the Elmhurst Park District during the past 12 months
 - *Nationally, 32% of respondents participate in programs*
- 86% of those who have participated gave either “excellent” (30%) or “good” (56%) ratings when asked to rate the overall quality of the programs they have participated in
 - *Nationally, 79% of respondents give “excellent” (30%) or “good” (49%) ratings*
- The primary reasons respondents participate in programs include the location of the facility (62%) and the time of the program (52%)

Top Priorities Based on PIR Analysis

RECREATION AMENITIES

1. Indoor running/walking track
2. Indoor fitness center or facility
3. Indoor gymnasium/courts
4. Park restroom buildings (permanent)
5. Walking and biking trails
6. Outdoor bandshell/amphitheater
7. Dog parks (off-leash)
8. Indoor group exercise studios
9. Indoor turf fields (baseball, soccer, lacrosse)
10. Outdoor swimming pool/water park
11. Outdoor ice rink

RECREATION PROGRAMS

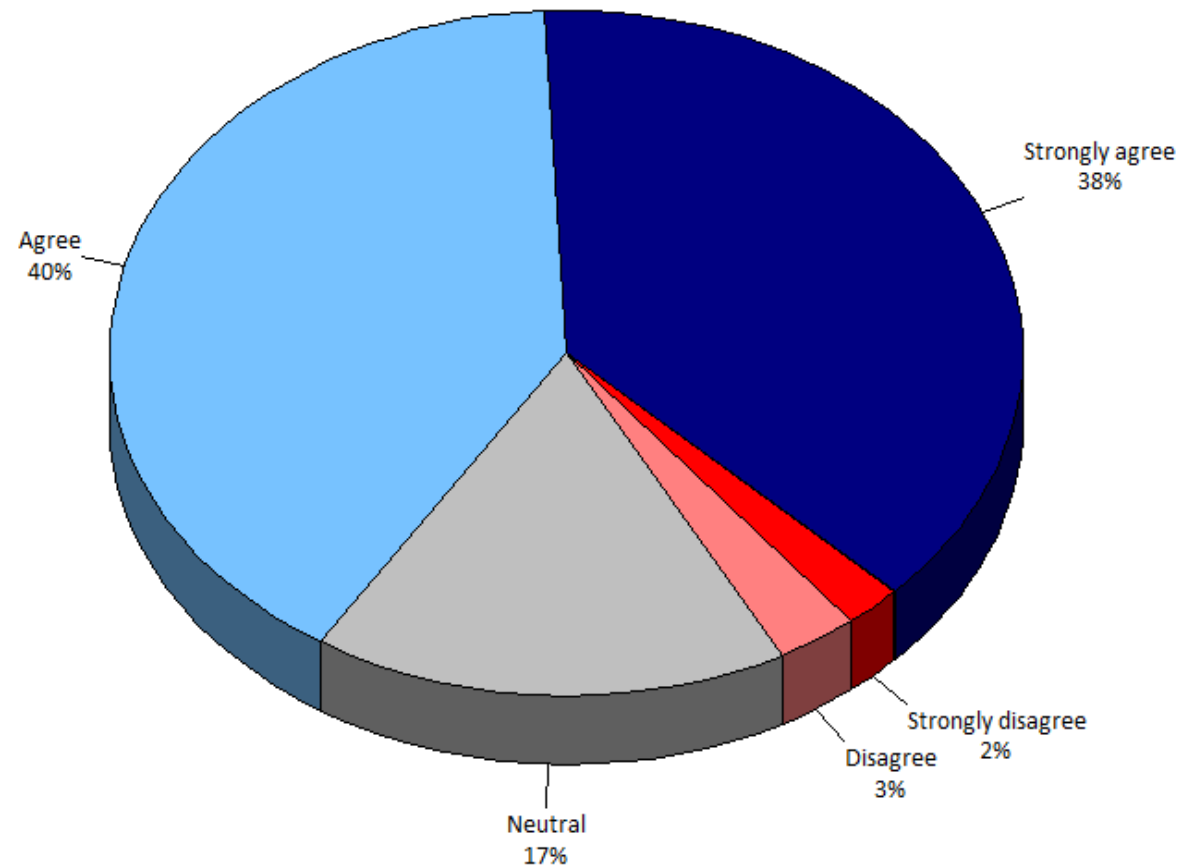
1. Community events
2. Adult fitness and wellness programs
3. Youth fitness and wellness programs
4. Youth cooking classes
5. Adult cooking classes
6. Youth sports programs and leagues
7. Adult pickleball lessons and leagues
8. Youth swim and dive programs
9. Youth summer camp programs
10. Before and after school programs
11. Outdoor adventure programs
12. Special events for adults only
13. Adult education programs

These items were determined to be high priorities based on the Priority Investment Ratings Analysis

Usage and Ratings of the System

Q4. Please rate your level of agreement with the following statement: I feel welcome and included at the Elmhurst Park District.

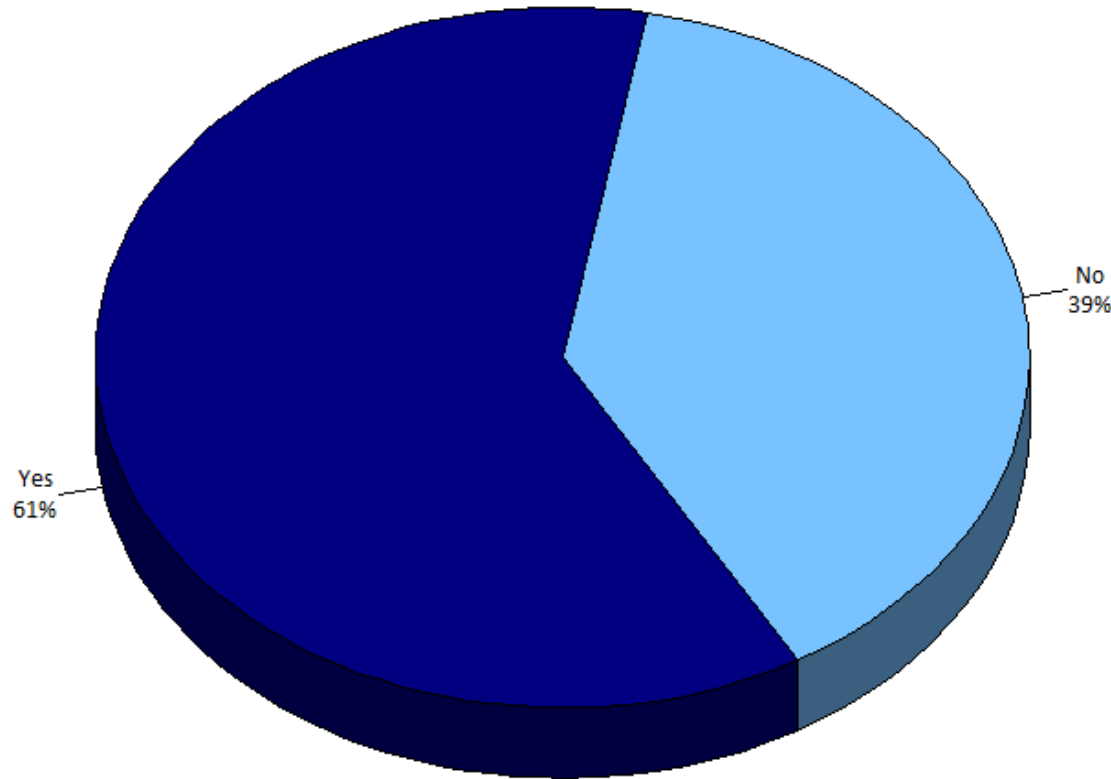
by percentage of respondents (excluding "don't know")



Overall, most respondents indicated they feel welcomed and included at the Elmhurst Park District

Q2. Have you or other members of your household participated in any recreation programs offered by the Elmhurst Park District during the past 12 months?

by percentage of respondents



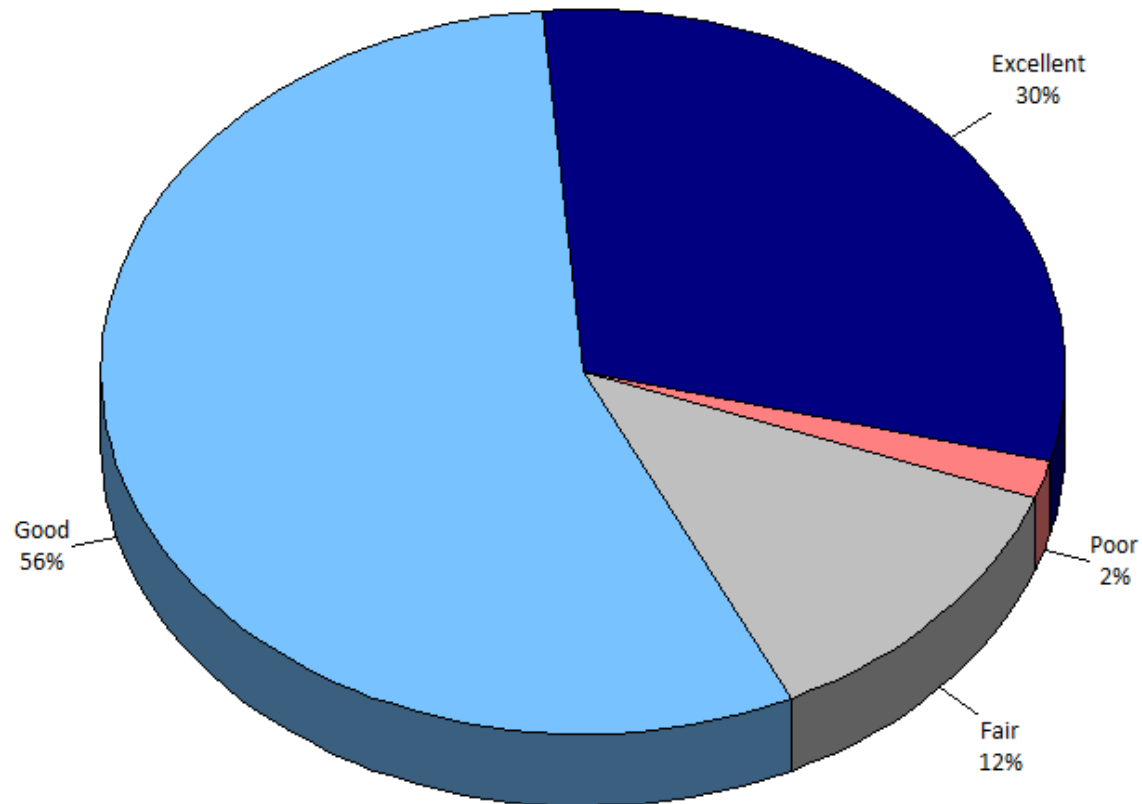
**Participation Rates
Over Past 12 Months**

- 1 Program: 22.5%
- 2-3 Programs: 36.3%
- 4-6 Programs: 22.5%
- 7-10 Programs: 12.5%
- 11+ Programs: 6.3%

Overall participation rates are very high compared to the national average of 32%

Q2c. Overall, how would you rate the quality of recreation programs or activities you or members of your household have participated in during the past 12 months?

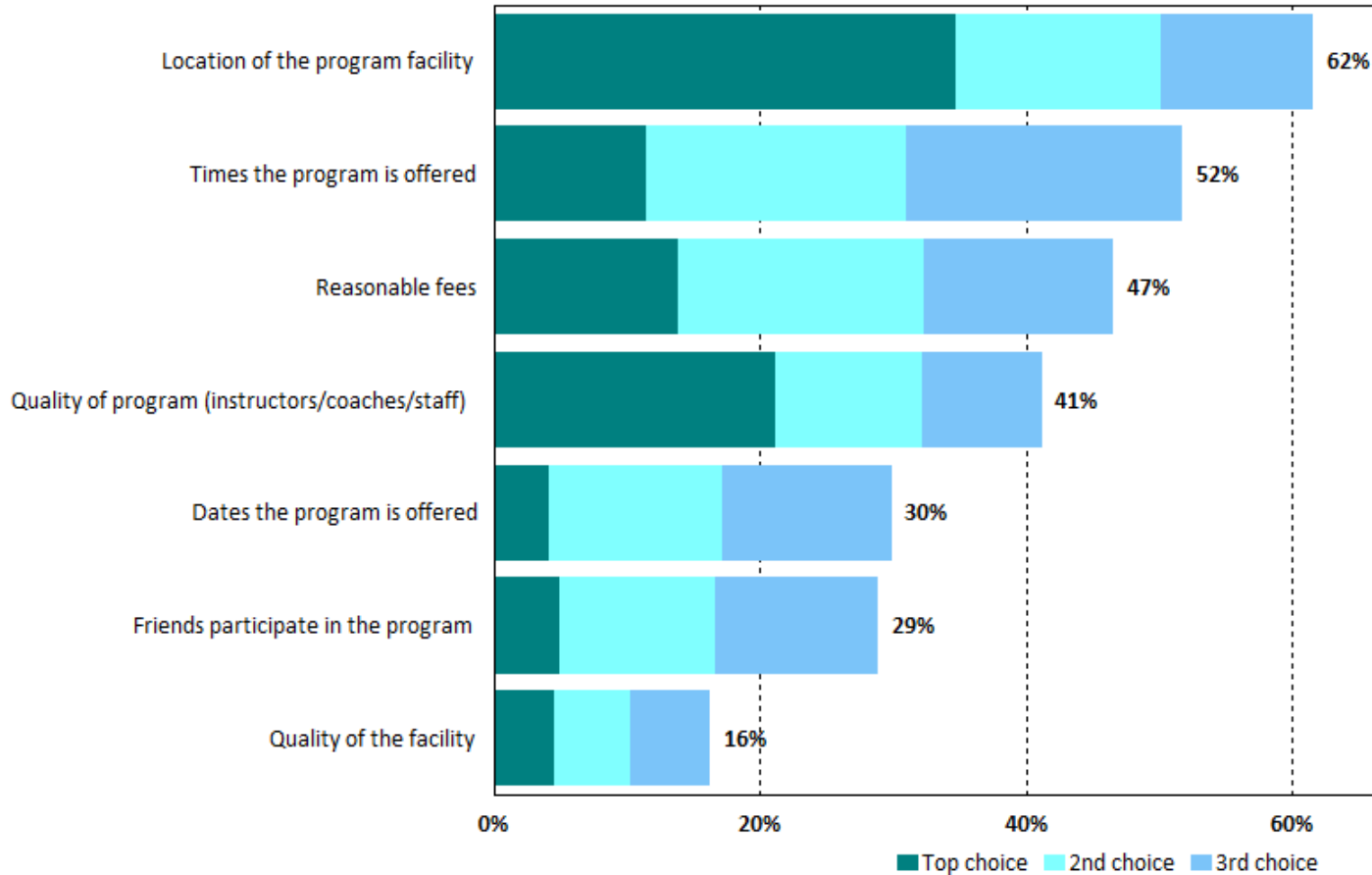
by percentage of respondents (excluding "not provided")



Nationally, 79% of respondents rate programs as "excellent" or "good"

Q2b. Which THREE of the items below are the primary reasons why your HOUSEHOLD has participated in recreation programs or activities offered by the Elmhurst Park District?

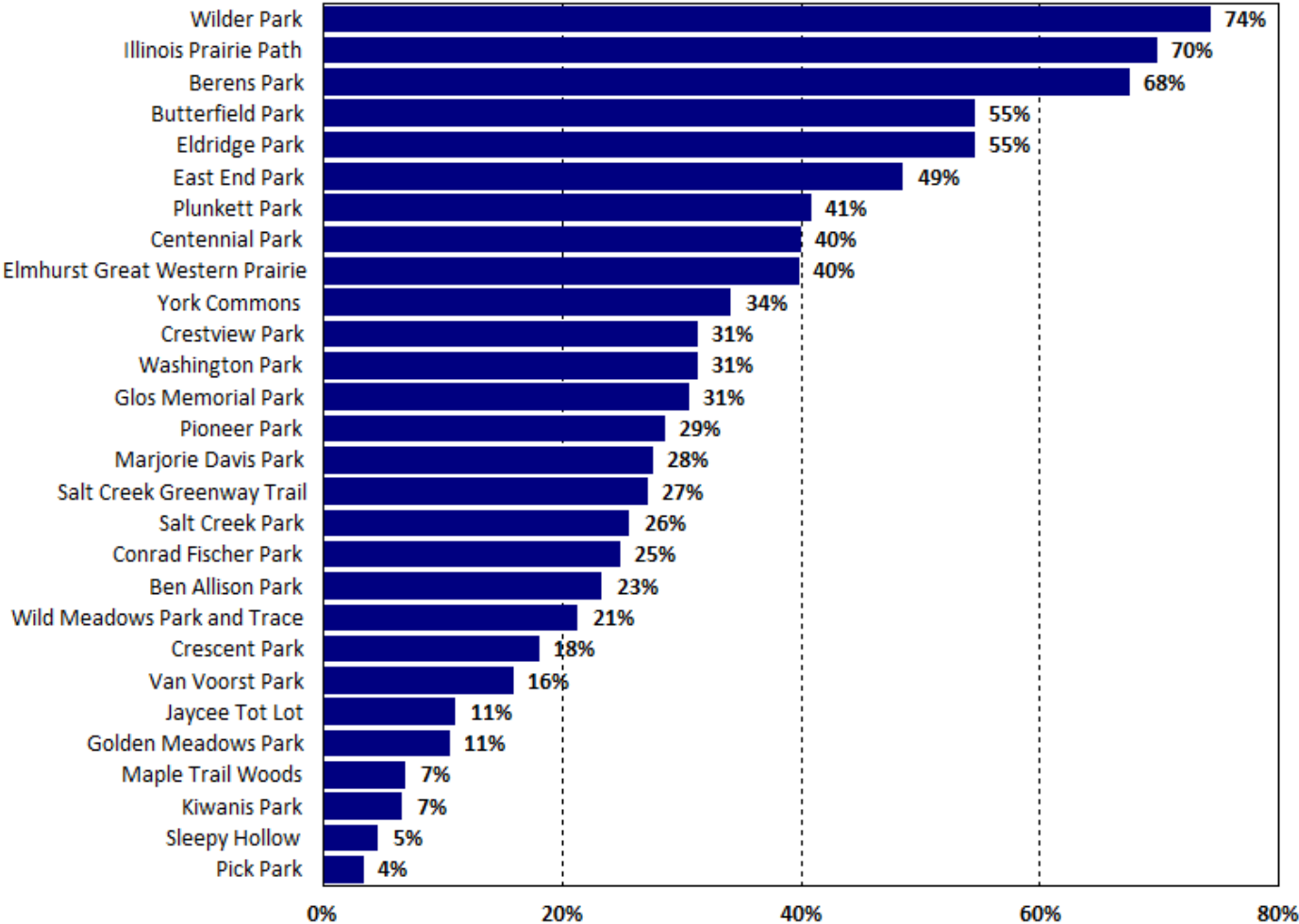
by percentage of respondents who selected the items as one of their top three choices



Location is the top factor to participation

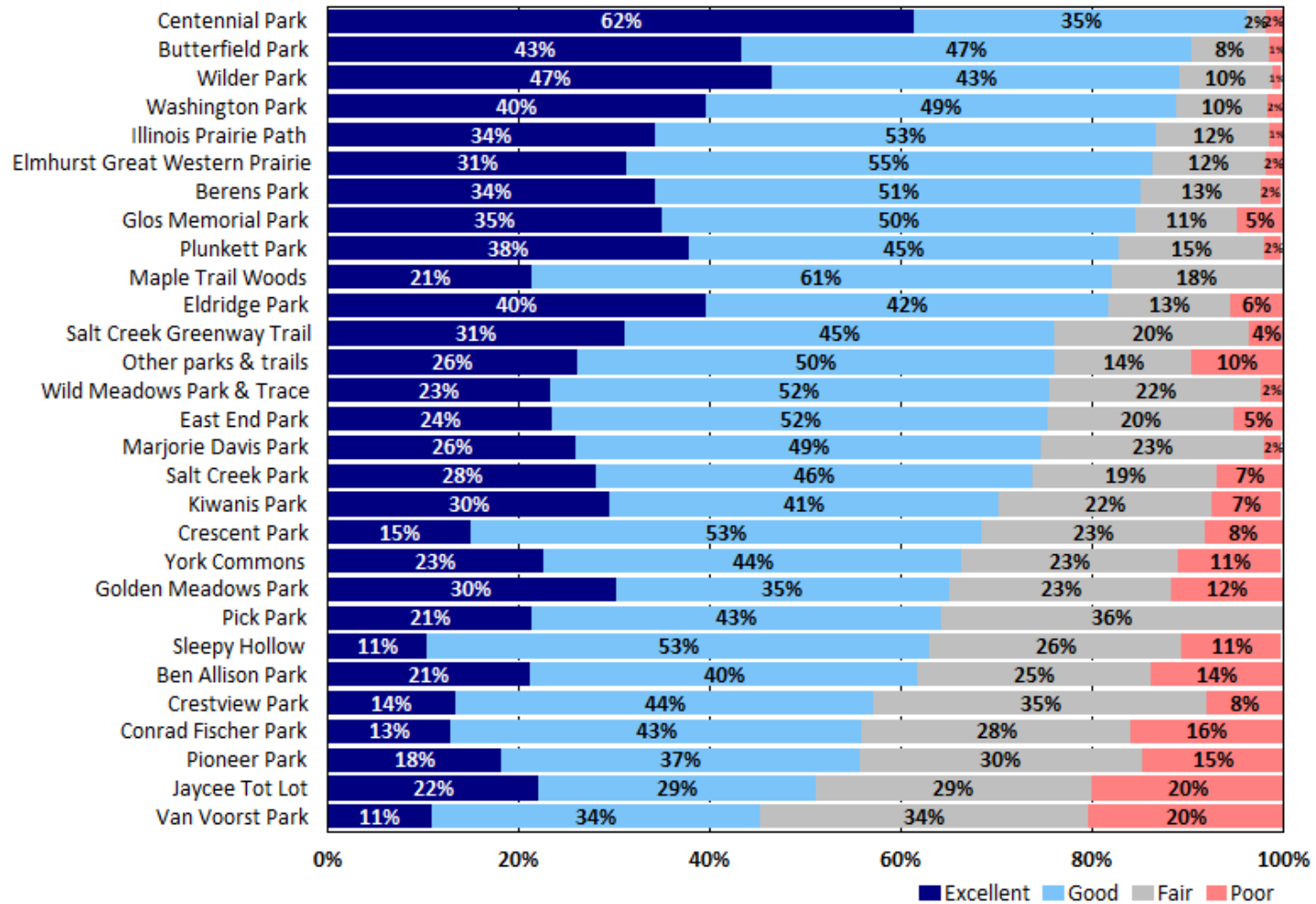
Q5. Usage of Parks and Trails

by percentage of respondents who provided a rating for a park or trail



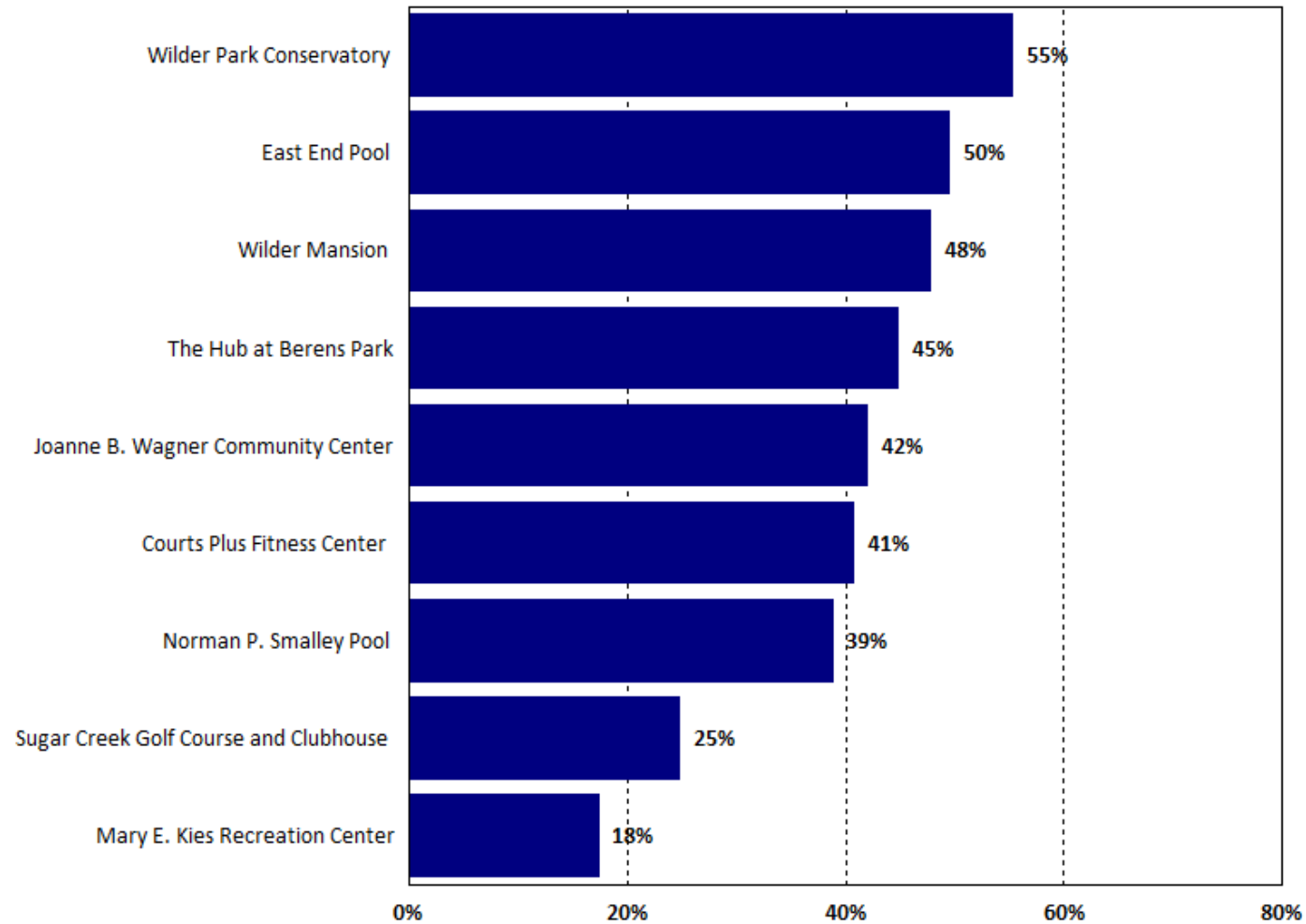
Q5. Overall Condition of Parks and Trails

by percentage of respondents (excluding "not applicable")



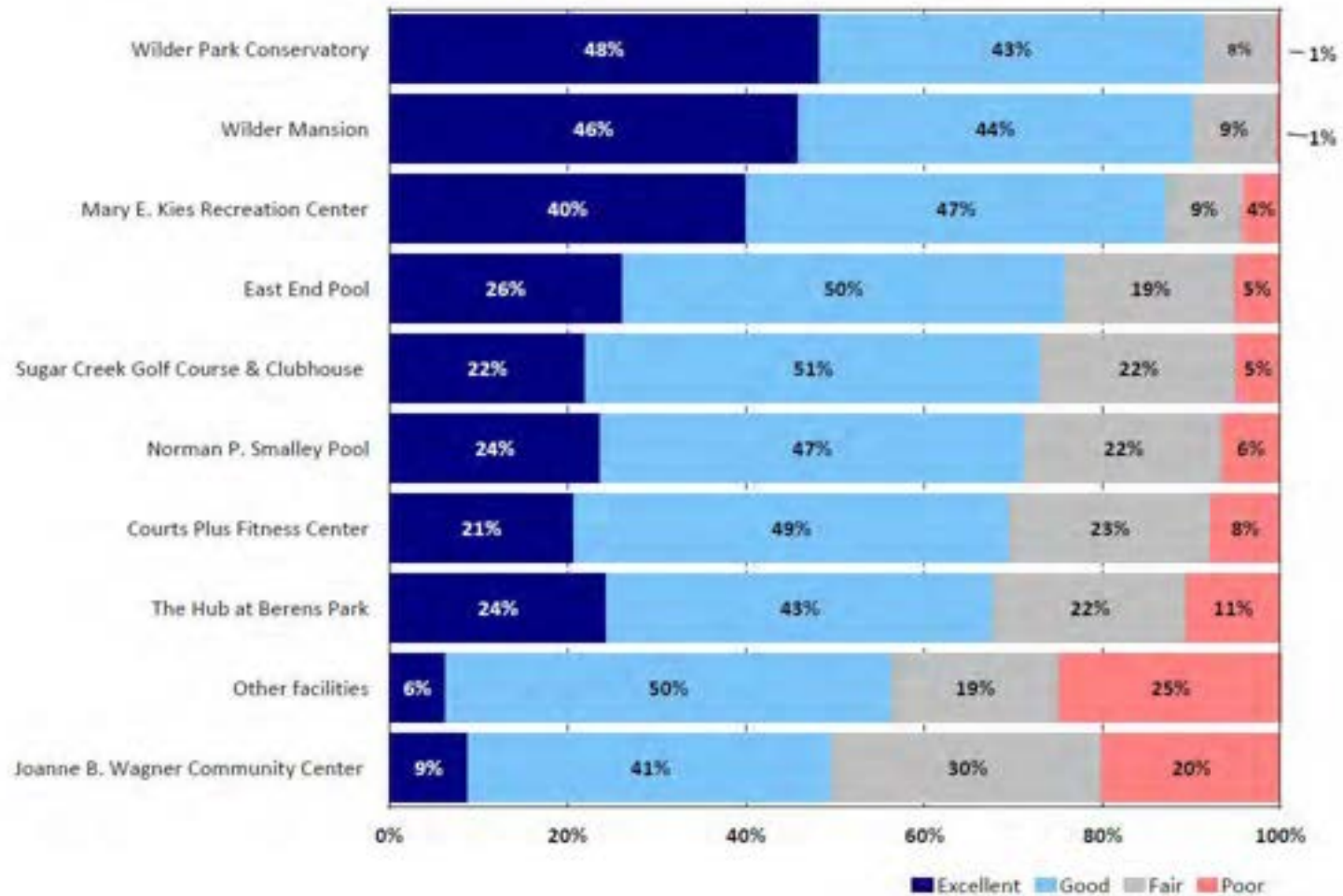
Q5. Usage of Facilities

by percentage of respondents who provided a rating for a park, trail, and facility



Q5. Overall Condition of Facilities

by percentage of respondents (excluding "not applicable")



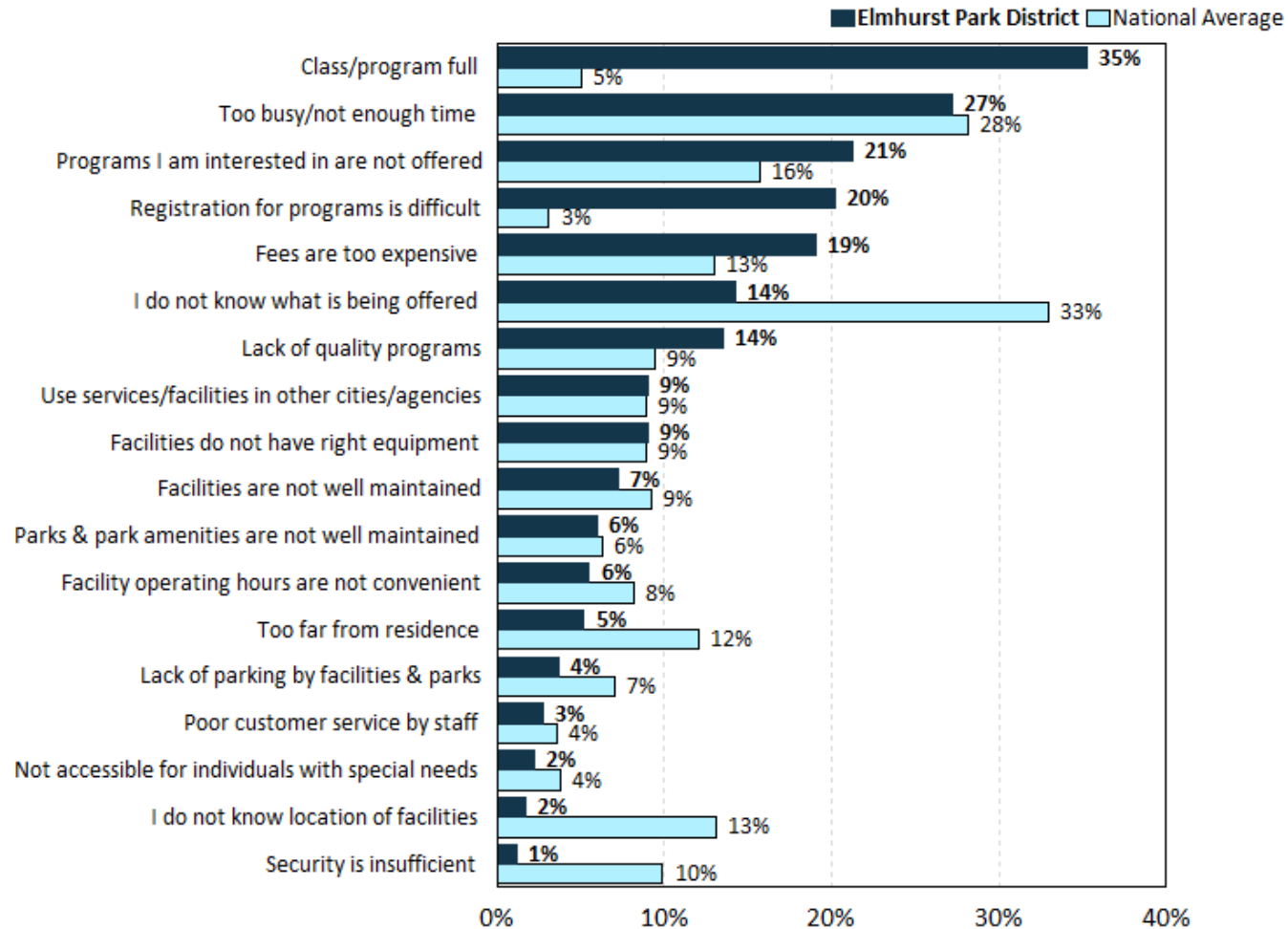
Q3. Please CHECK ALL of the reasons that prevent YOU or other members of your HOUSEHOLD from using parks, recreation and sports facilities, or programs of the Elmhurst Park District more often.

by percentage of respondents (multiple selections could be made)



Barriers to Parks and Recreation Use

by percentage of respondents



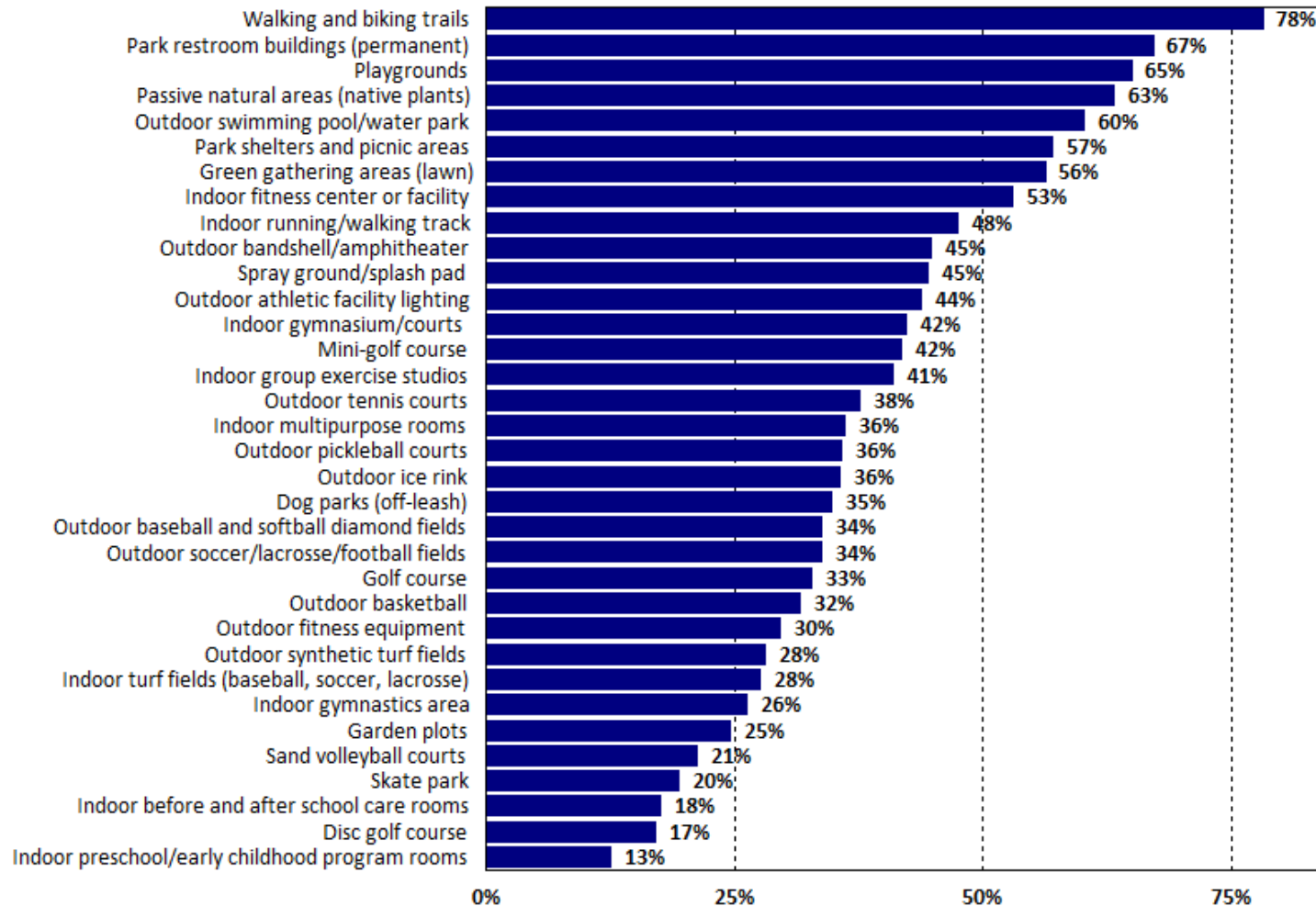
Benchmarking can help provide additional context to the ratings received

Recreation Amenity Priorities

UNMET NEEDS AND PRIORITIES FOR RECREATION AMENITIES

Q6. Need for Indoor/Outdoor Amenities

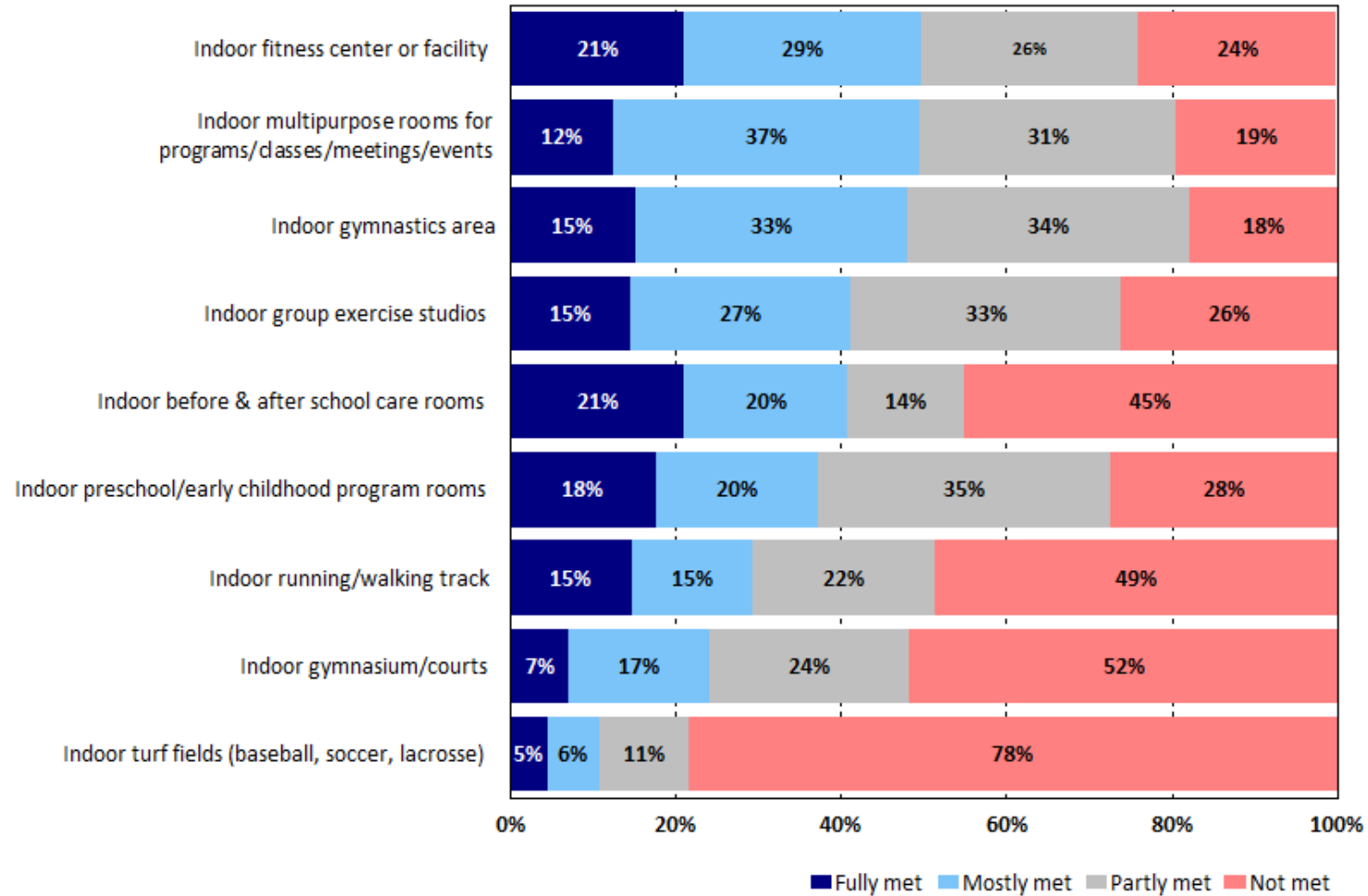
by percentage of respondents who indicated need



First, we determine the overall need for the amenities listed

Q6. How Well Indoor Amenity Needs are Being Met

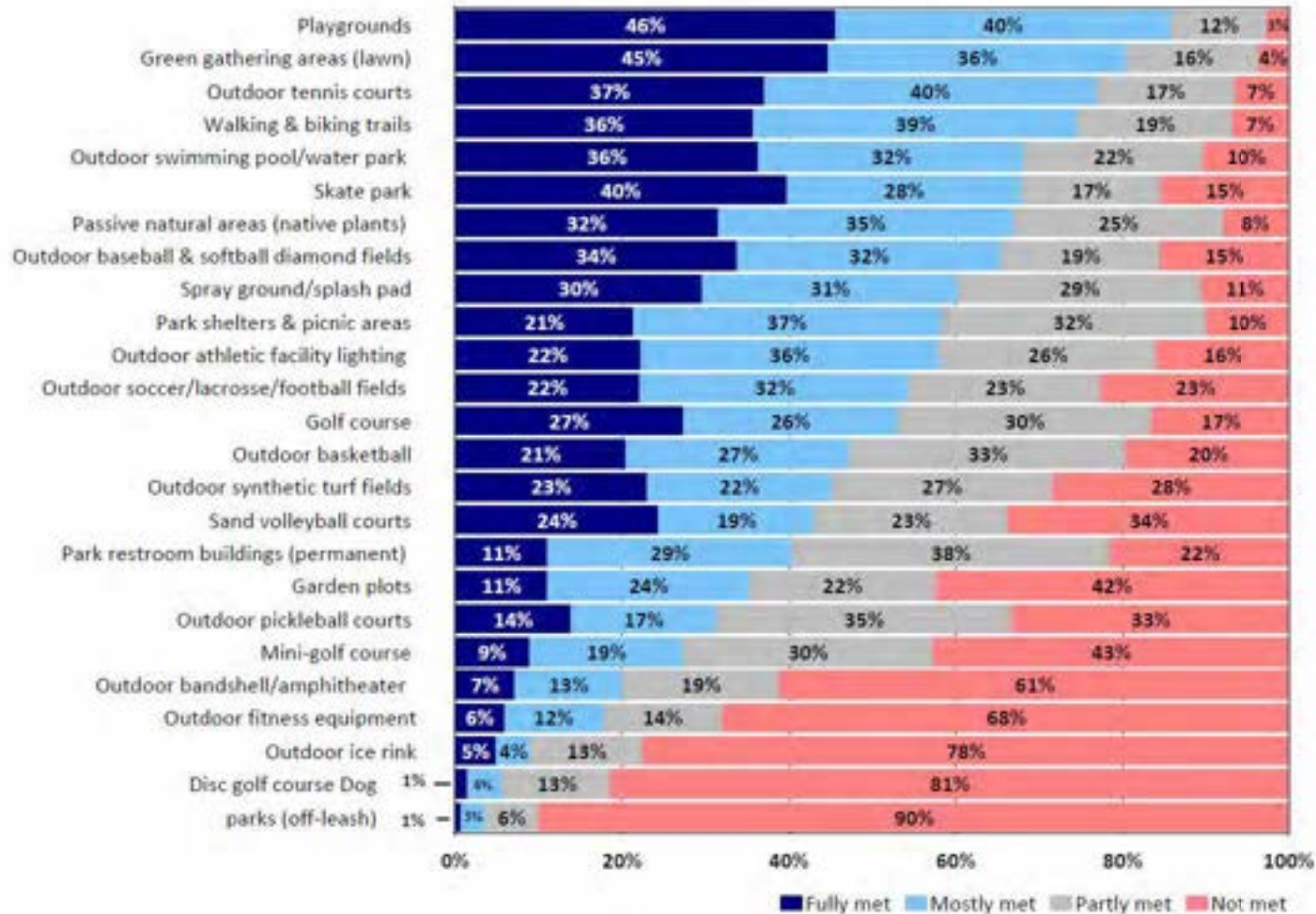
by percentage of respondents (excluding "no need")



Those respondents who have a need are asked to indicate how well their needs are currently being met

Q6. How Well Outdoor Amenity Needs Are Being Met

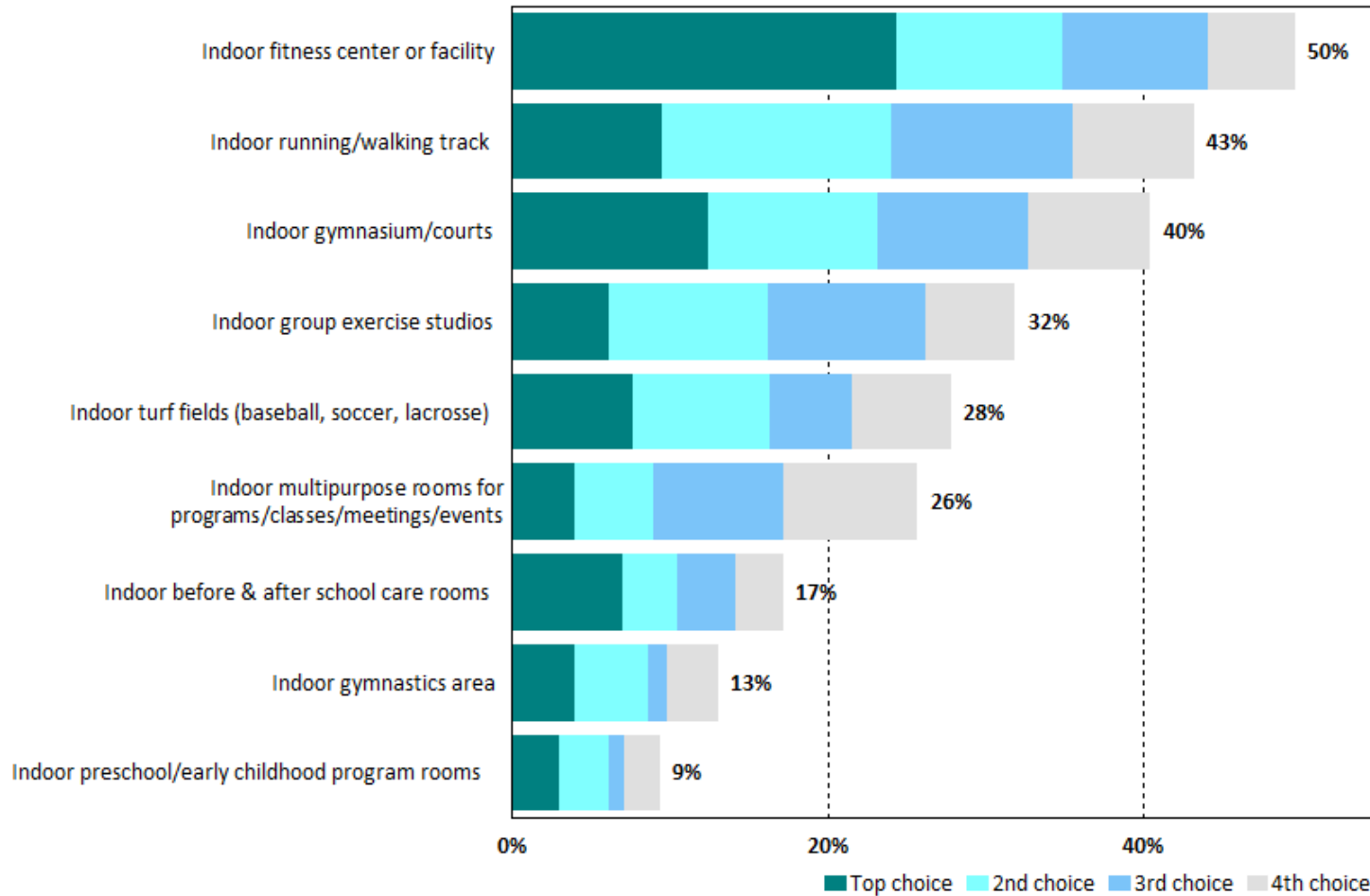
by percentage of respondents (excluding "no need")



Those respondents who have a need are asked to indicate how well their needs are currently being met

Q7. Which FOUR INDOOR amenities from the list in Question 6 are MOST IMPORTANT to your household?

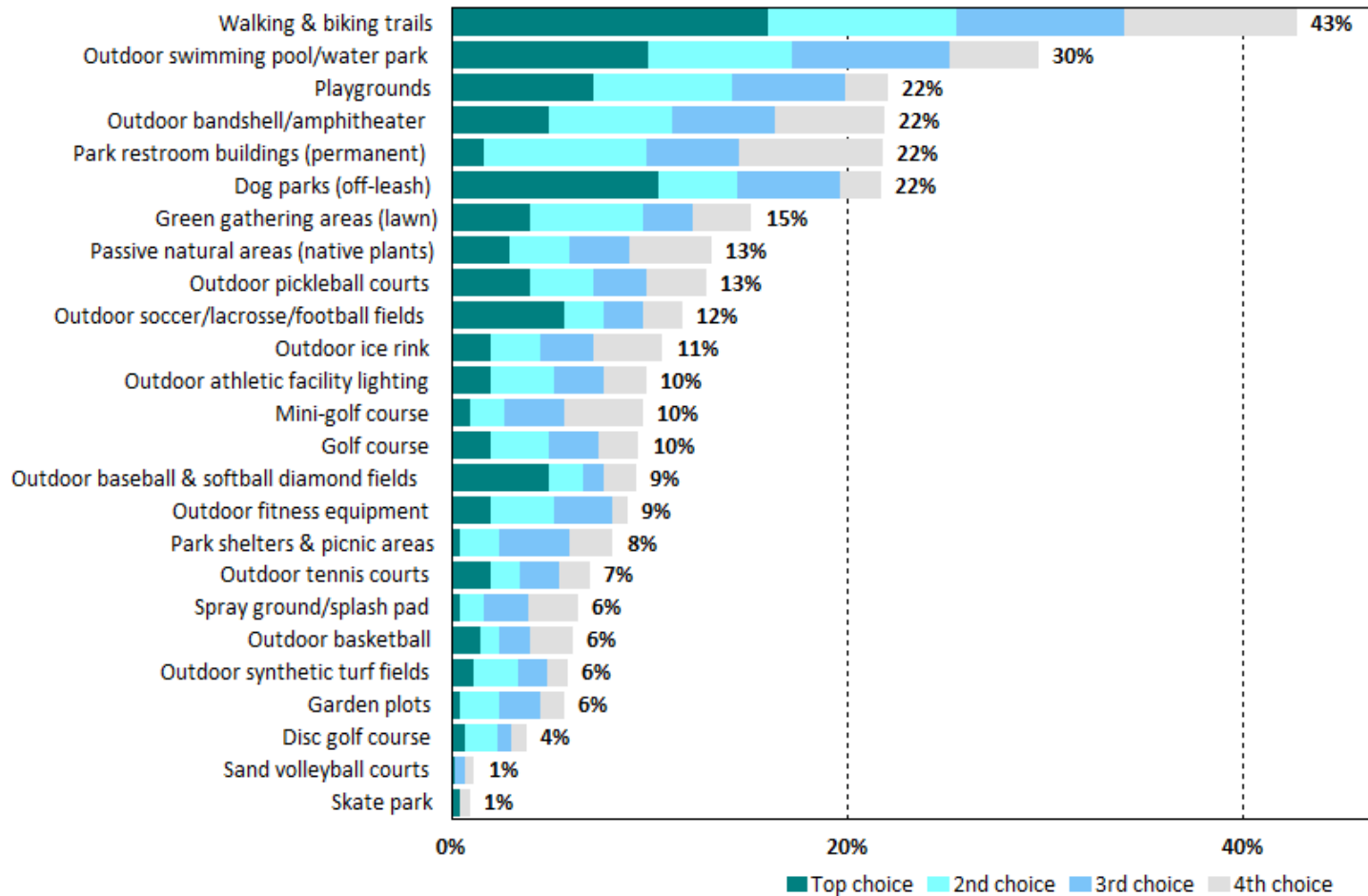
by percentage of respondents who selected the items as one of their top four choices



The final piece of the Priority Investment Ratings is the important of the amenities to households

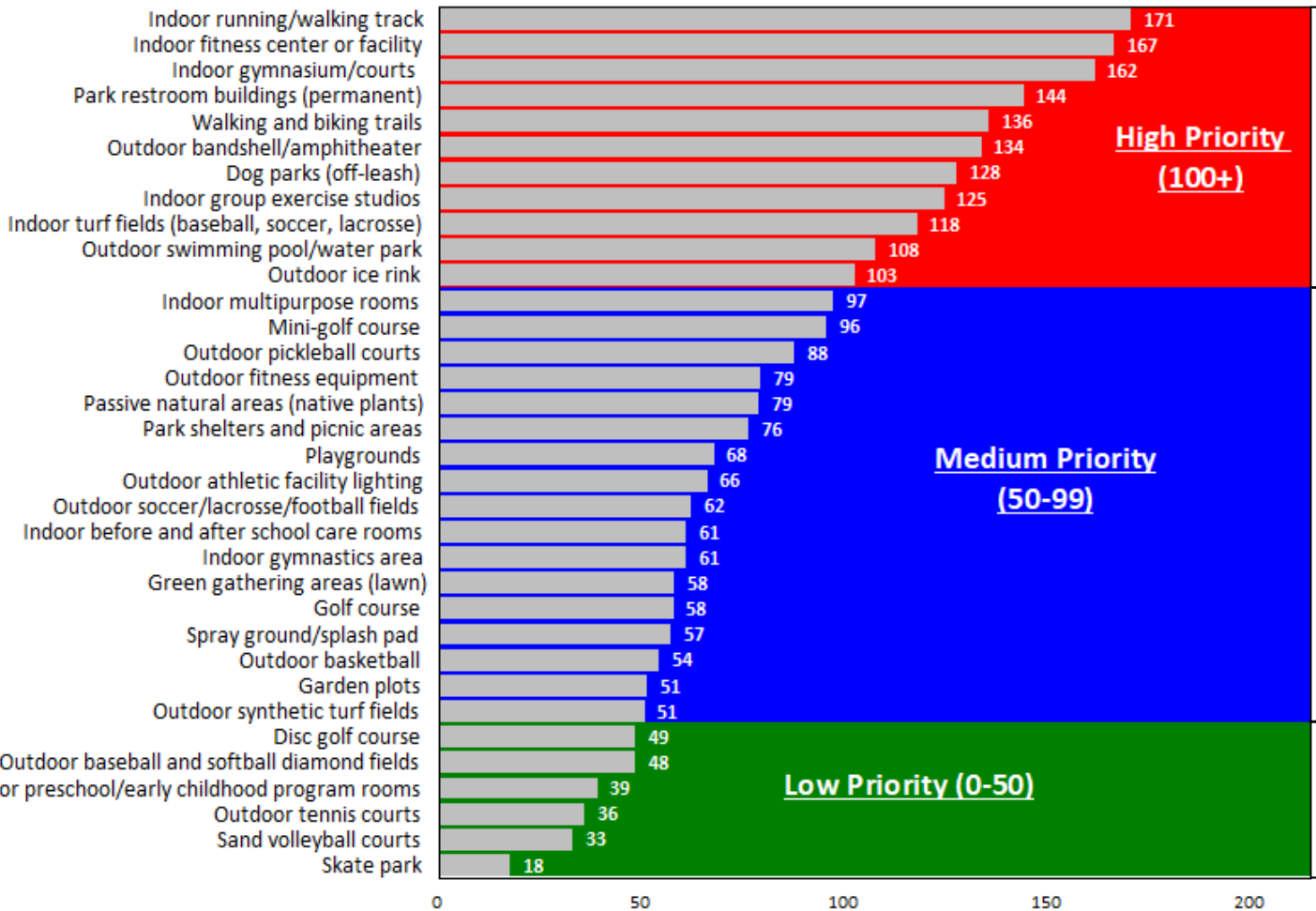
Q8. Which FOUR OUTDOOR amenities from the list in Question 6 are MOST IMPORTANT to your household?

by percentage of respondents who selected the items as one of their top four choices



The final piece of the Priority Investment Ratings is the important of the amenities to households

Top Priorities for Investment for Indoor/Outdoor Facilities Based on Priority Investment Rating



Top Priorities
(high importance/higher unmet need)

Continued Emphasis
(high importance/lower unmet need)

Lower Need
(lower importance/lower unmet need)

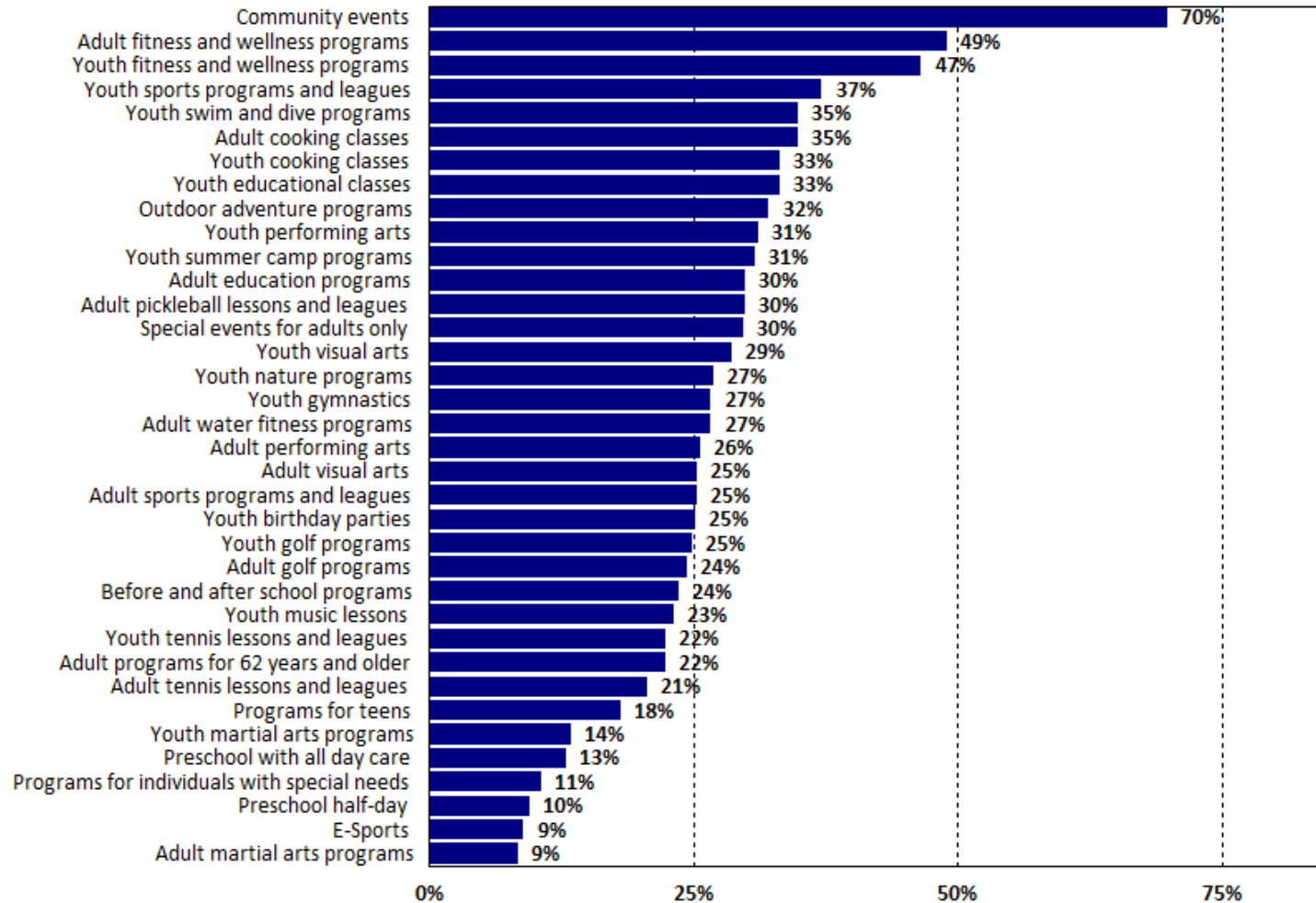


Program Priorities

UNMET NEEDS AND PRIORITIES FOR PROGRAMS

Q9. Need for Programs

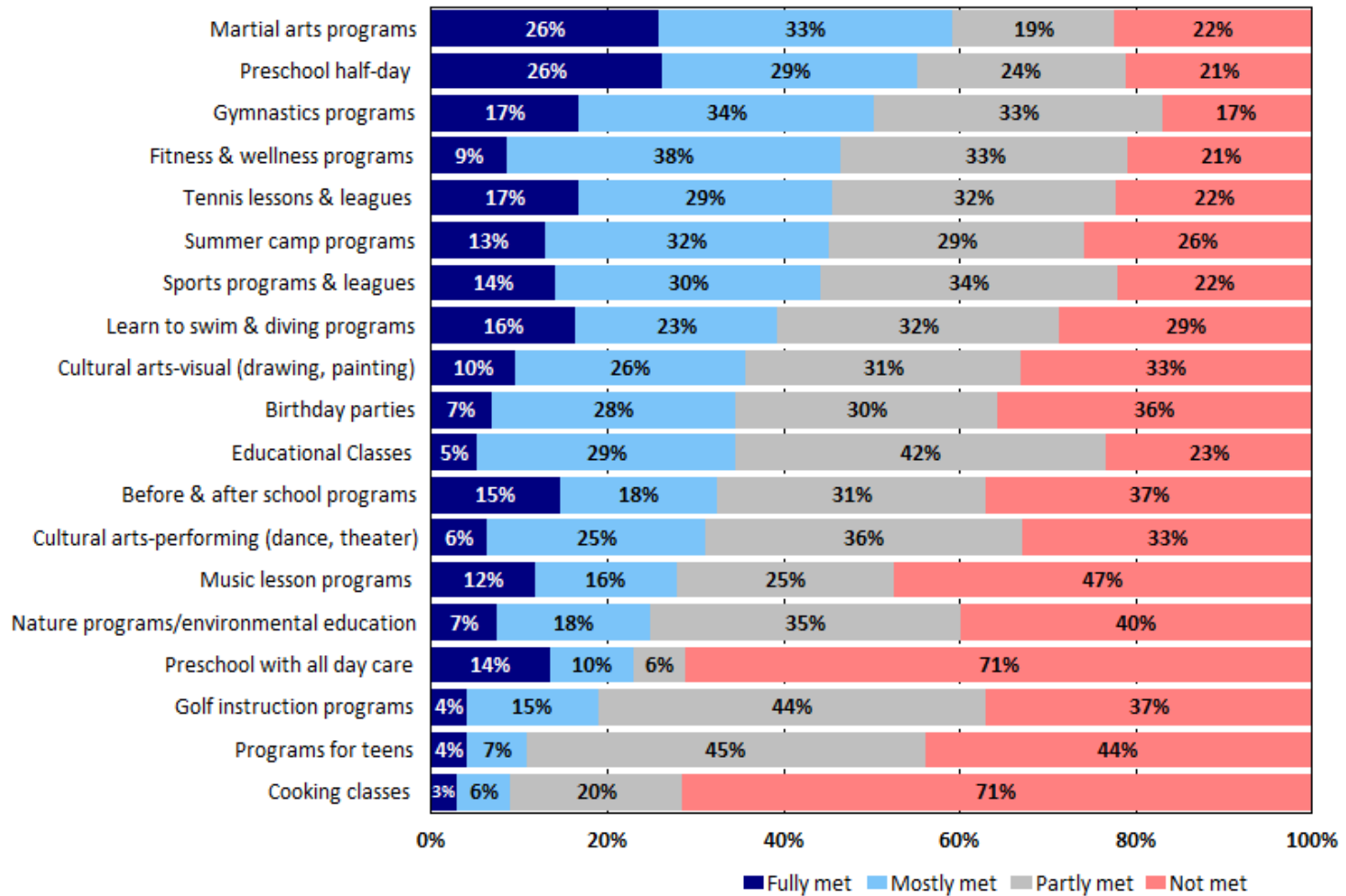
by percentage of respondents who indicated need



First, we determine the overall need for the programs listed

Q9. Need for Early Childhood and Youth Programs

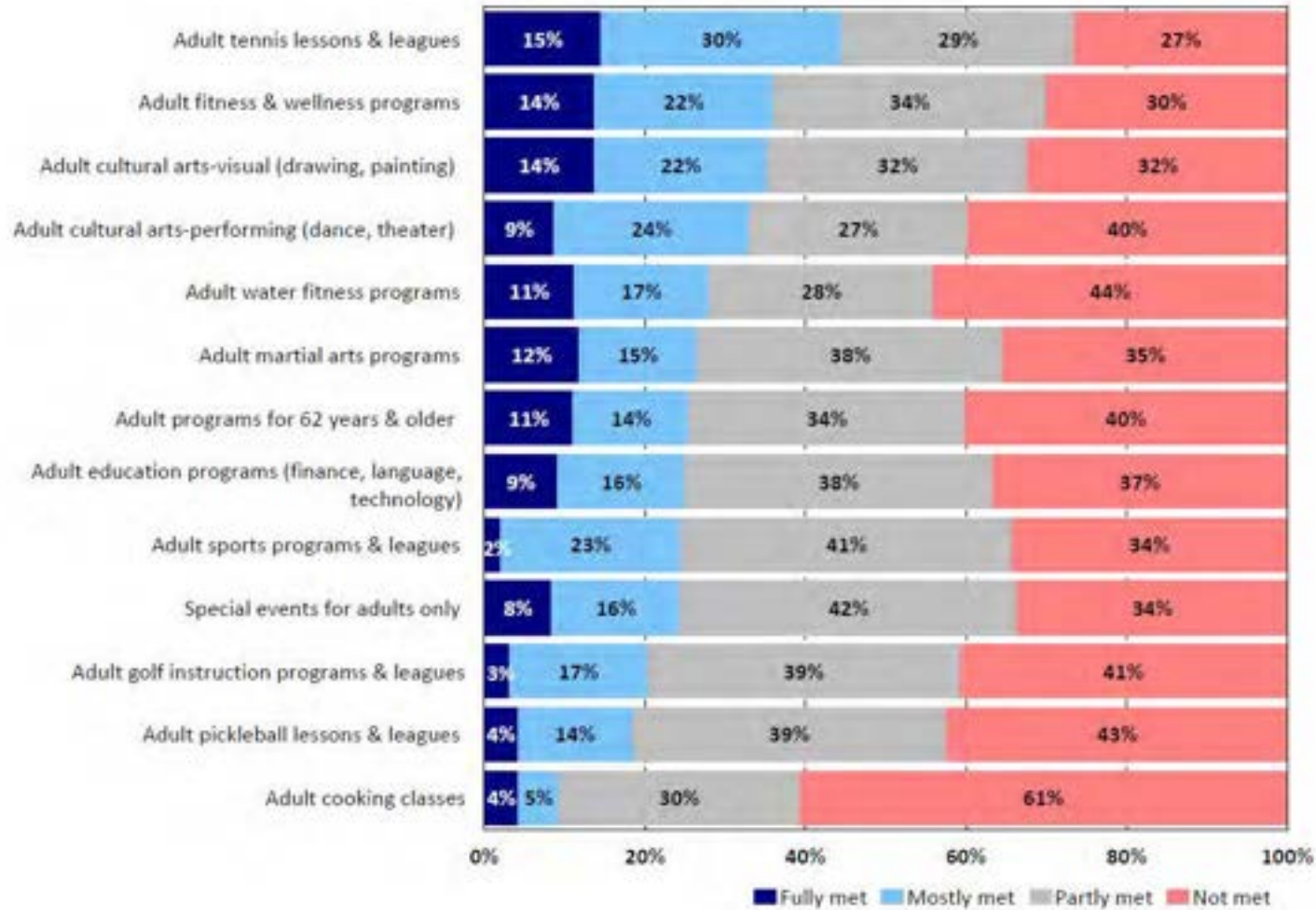
by percentage of respondents (excluding "no need")



Those respondents who have a need are asked to indicate how well their needs are currently being met

Q9. Need for Adult Programs

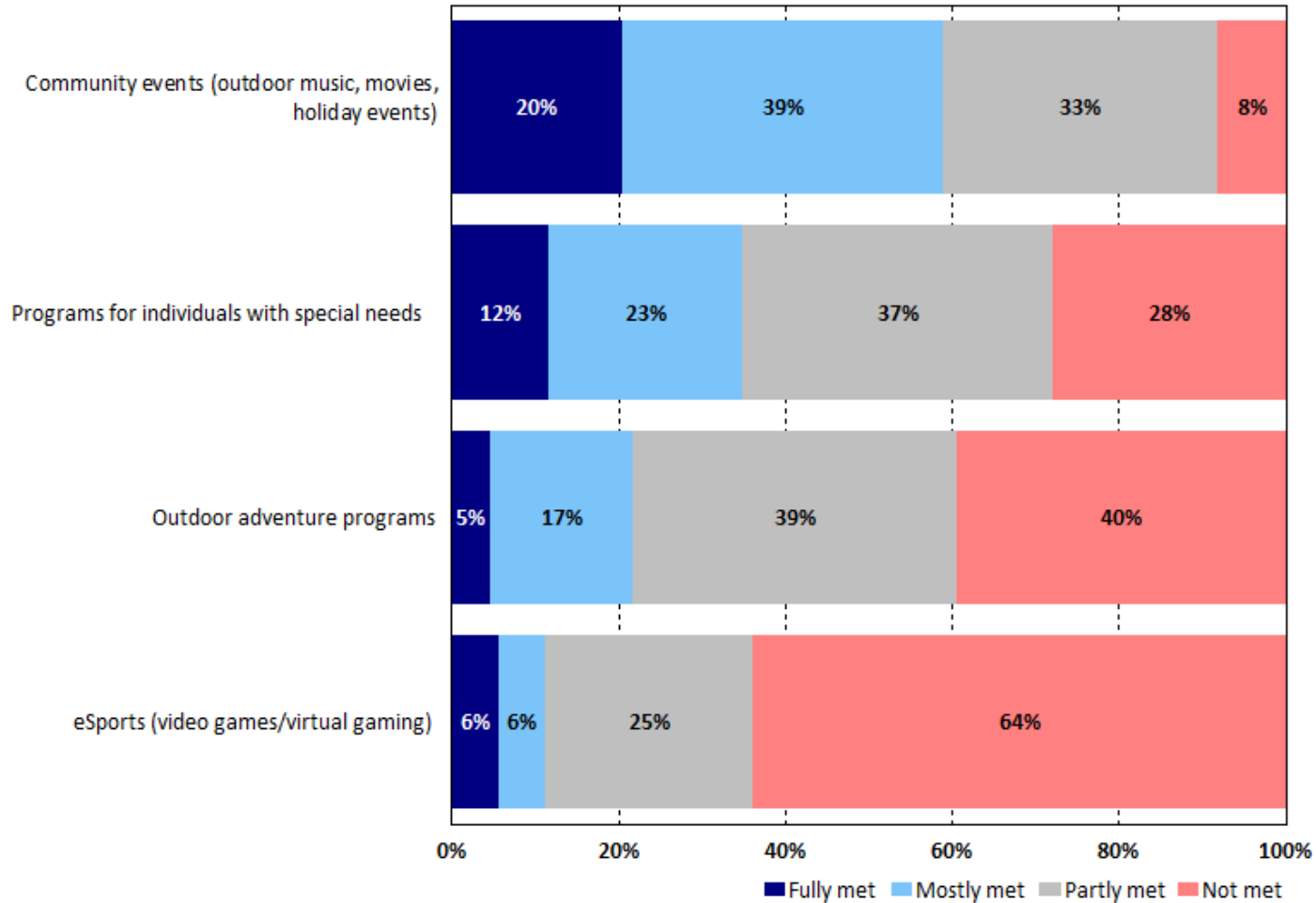
by percentage of respondents (excluding "no need")



Those respondents who have a need are asked to indicate how well their needs are currently being met

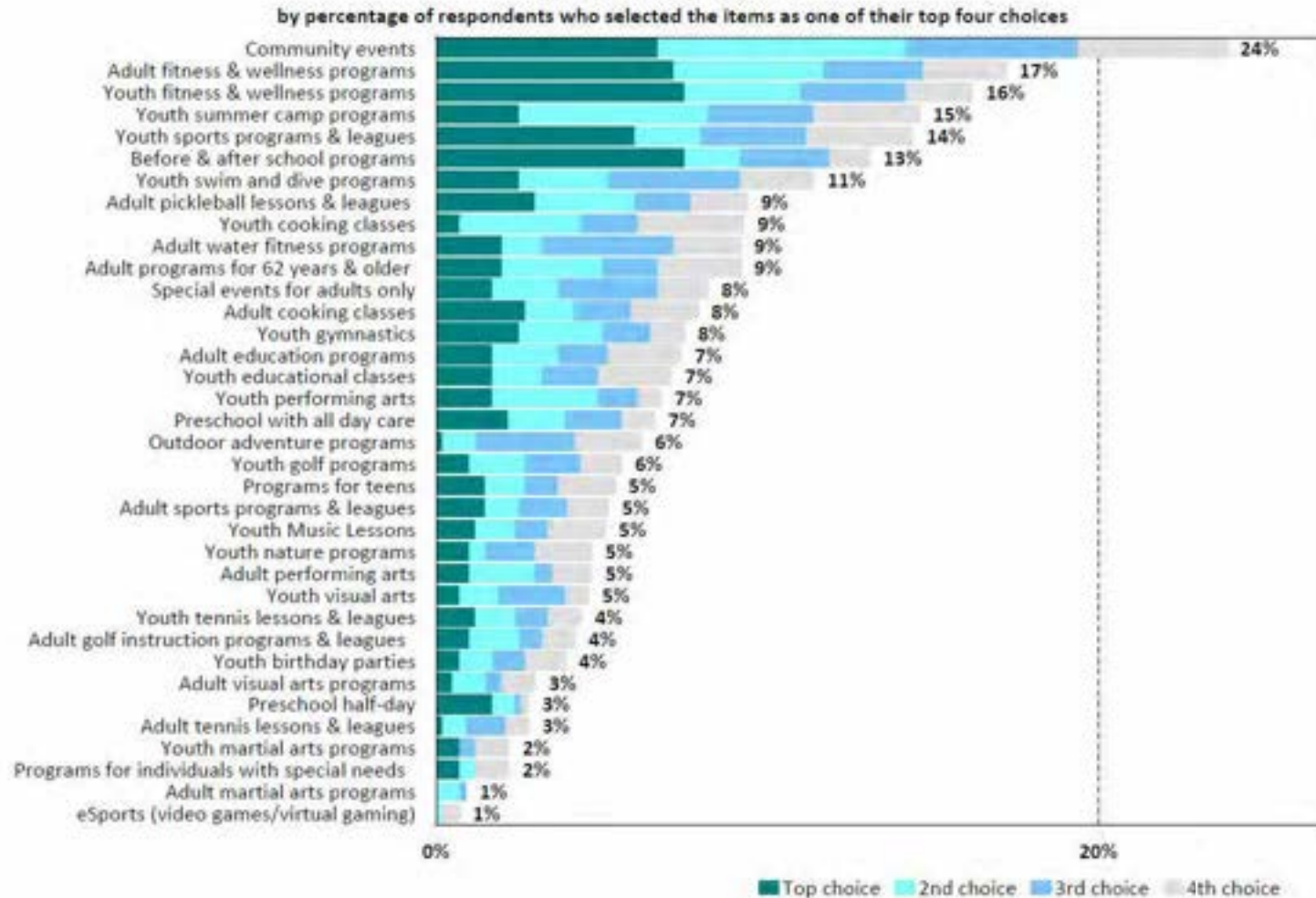
Q9. Need for All Ages Programs

by percentage of respondents (excluding "no need")



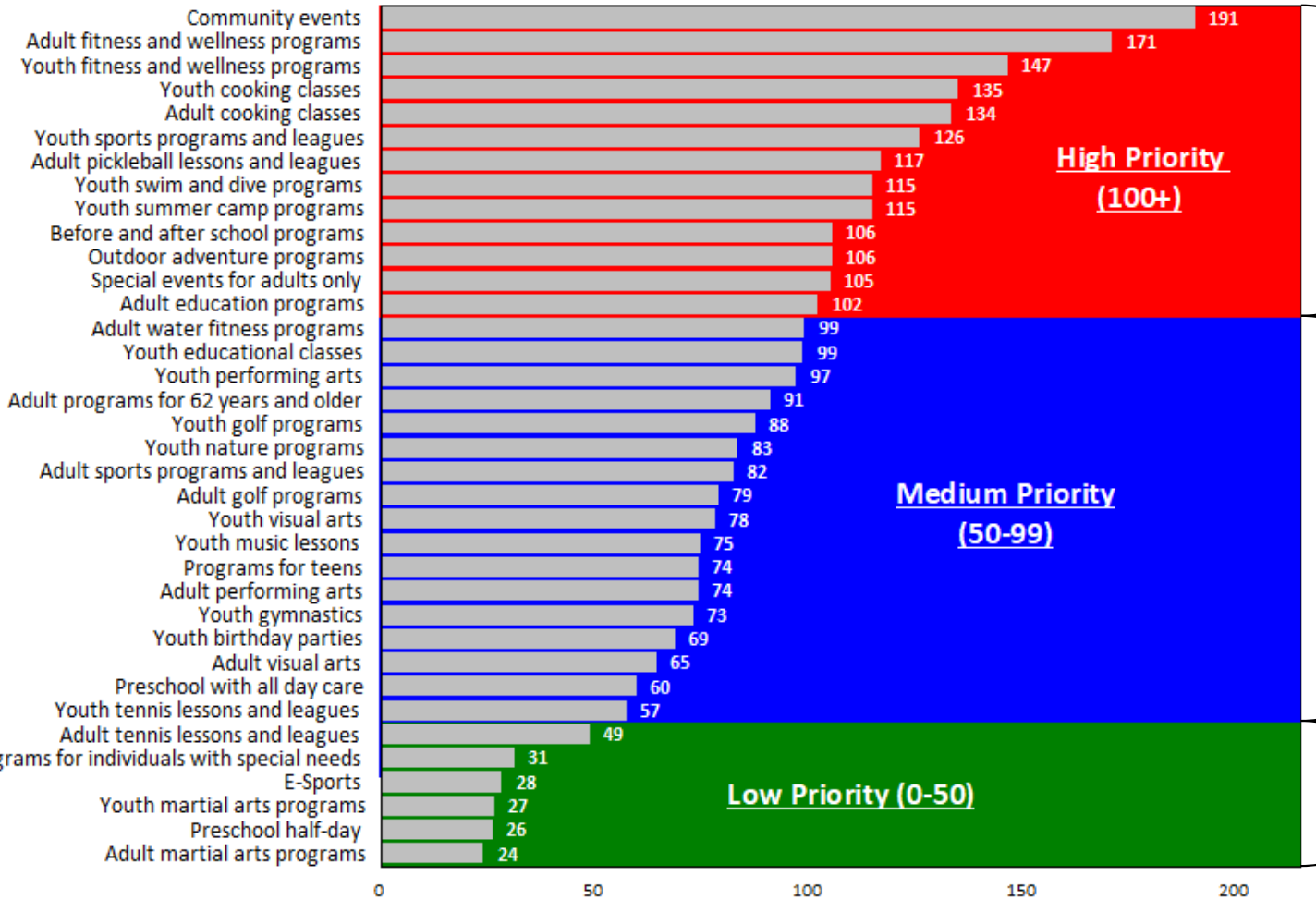
Those respondents who have a need are asked to indicate how well their needs are currently being met

Q10. Which FOUR PROGRAMS from the list in Question 9 are MOST IMPORTANT to your household?



The final piece of the Priority Investment Ratings is the important of the programs to households

Top Priorities for Investment for Programs Based on Priority Investment Rating



Top Priorities
(high importance/higher unmet need)

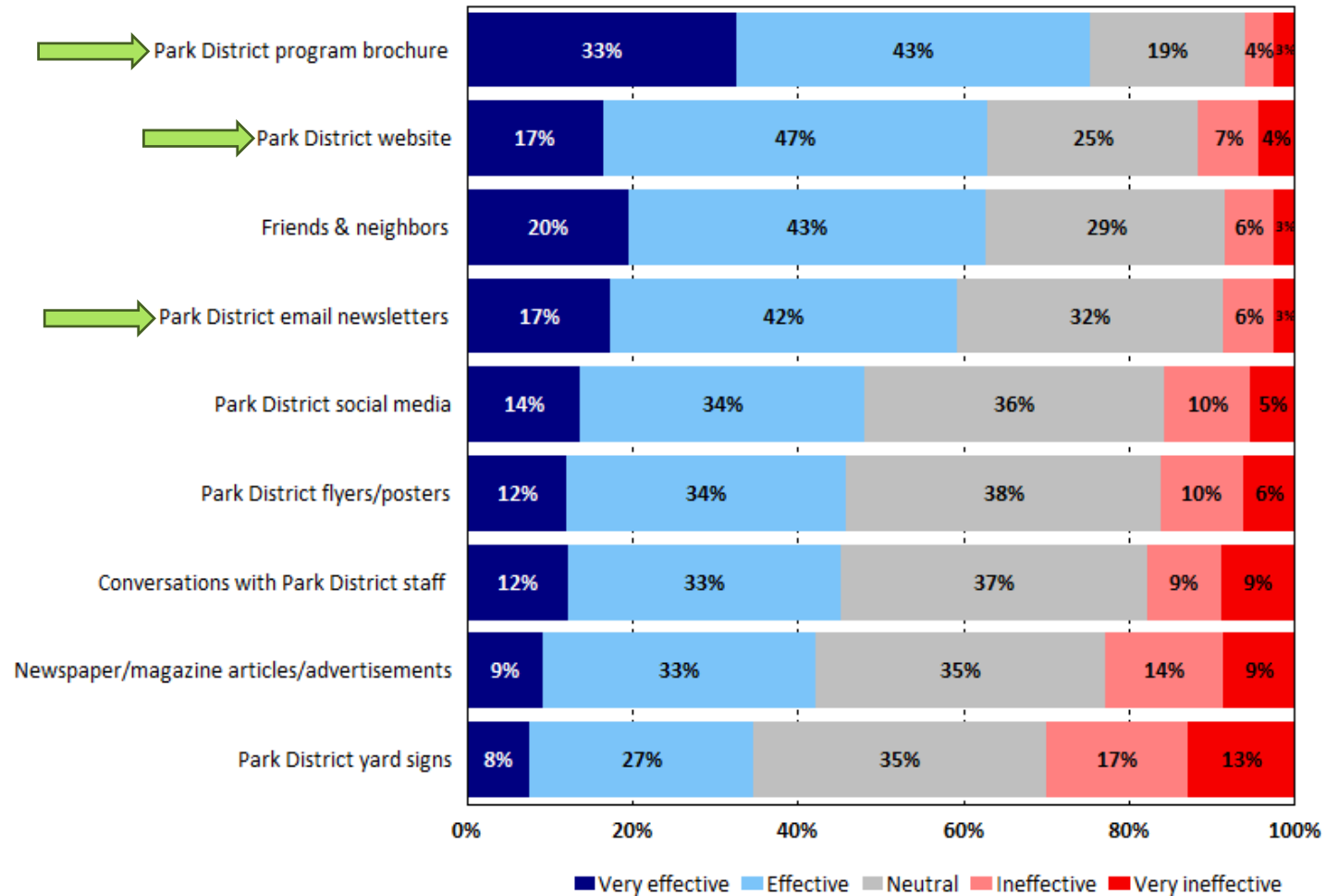
Continued Emphasis
(high importance/lower unmet need)

Lower Need
(lower importance/lower unmet need)

Communication

Q11. Rating Effectiveness of Information Sources

by percentage of respondents (excluding "not applicable")

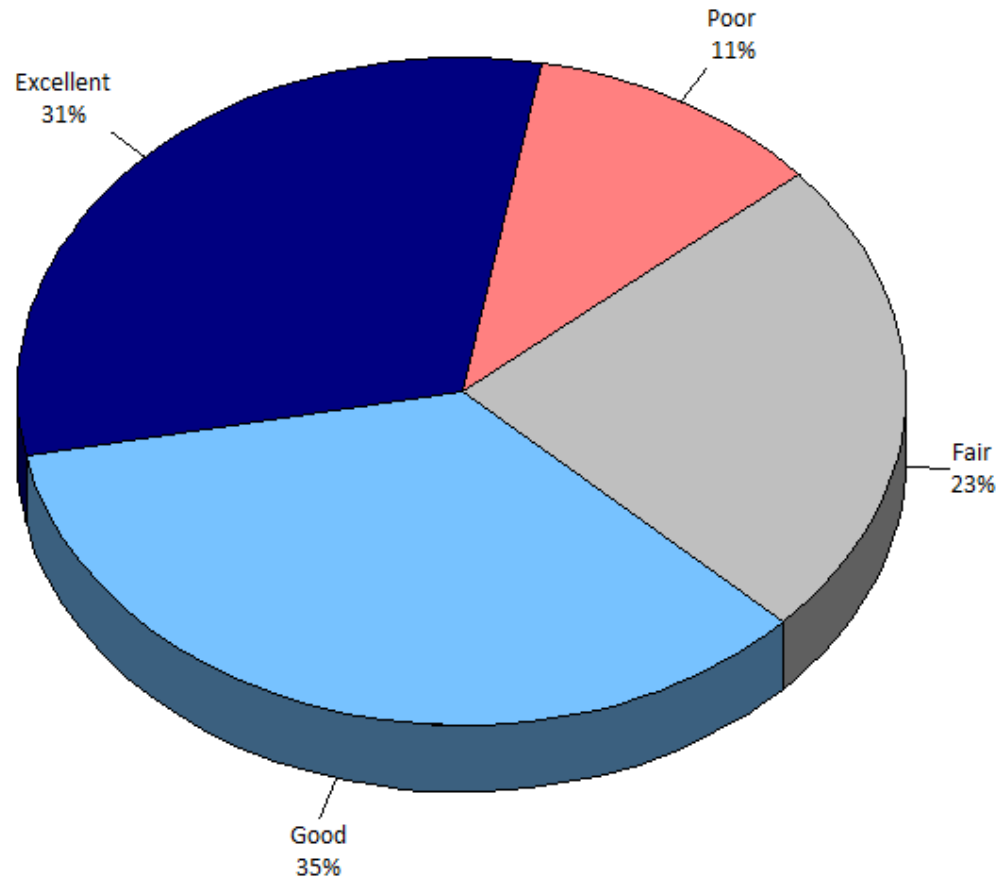


The highlighted items are the information sources respondents prefer the most

Support for Potential Actions

Q14. How would you rate the overall value of the property taxes you pay that go to the District?

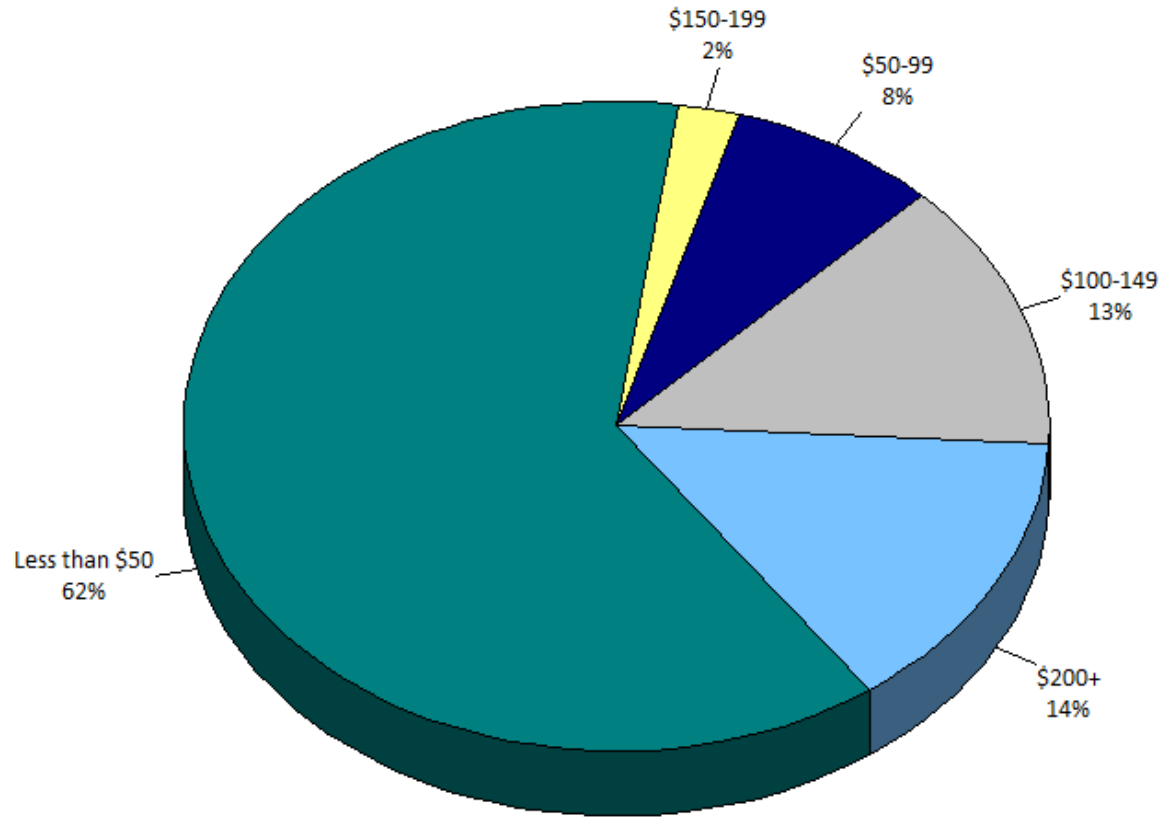
by percentage of respondents (excluding "don't know")



Most respondents believe they receive a good value for their property taxes that go to the District

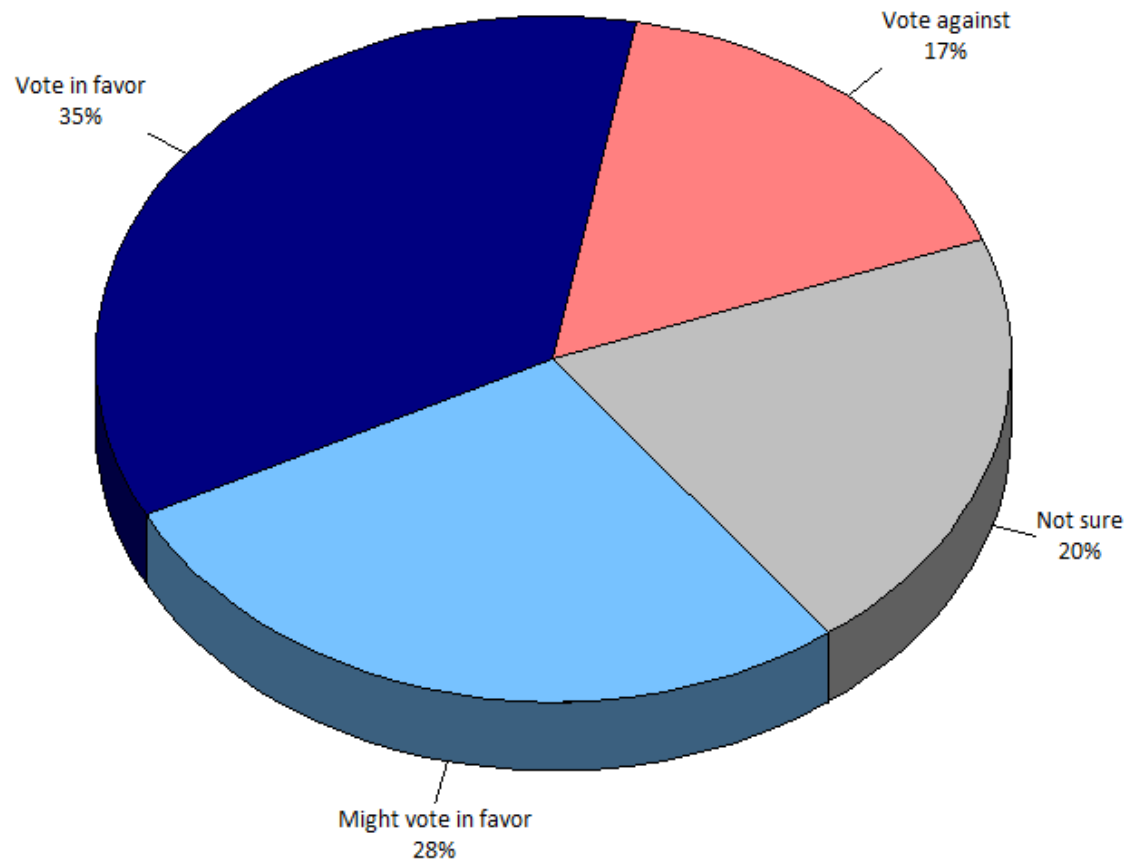
Q15. How much more would you be willing to pay via property taxes through a referendum to address high priority items?

by percentage of respondents (excluding "not provided")



A strong majority of respondents indicated they would be willing to pay less than \$50 extra

Q16. If a voter referendum was held to fund the needs mentioned in Question 15, how would you vote in the election?
by percentage of respondents (excluding "not provided")



Results are mixed based on the response to Question 15

Questions?

THANK YOU

E4. Priority Investment Ratings and Crosstabulations

Due to file size, Appendix content will be provided upon request by calling the Administrative Office Manager at **630-993-8900** or submitting a contact form at:

www.epd.org/contact

E.5 GIS Maps

Due to file size, Appendix content will be provided upon request by calling the Administrative Office Manager at **630-993-8900** or submitting a contact form at:

www.epd.org/contact

PROJECT DATA REPOSITORY

F1. Demographics Review

The District’s demographic profile was developed to provide an analysis of household and economic data in the area, helping to understand the historical and projected changes that might impact the community. The demographics analysis offers insight into the potential market for the community’s parks, trails, and recreation programs and services by highlighting where and how the community will change.

Population, age distribution, income, race/ethnicity, and other household characteristics referenced throughout this report were sourced from ArcGIS Business Analyst, utilizing the U.S. Census data with estimates generated in July 2023. The report also includes references to Elmhurst Community Unit School District

205’s Demographic Study Report completed in January 2022. District boundaries were used as the geographic area for this study. Additional comparisons to the State of Illinois (IL), and the United States were provided where applicable for additional context.

Throughout the report, there are various maps that represent the demographic information in a visual format, with data points color coded by block group. Block groups are statistical divisions of census tracts used by the U.S. Census Bureau, and they are often utilized in demographic studies to analyze and understand finer-scale population characteristics within specific geographic areas. The block groups in this study extend beyond the District boundaries.

Population

The population in the District was estimated at 47,260 in 2023. Despite experiencing steady growth since 2000 at 44,495, future projections

indicate the District could decrease population to 46,944 by 2028 (Figure F1).

Figure F1: Population Change (2000 to 2028)

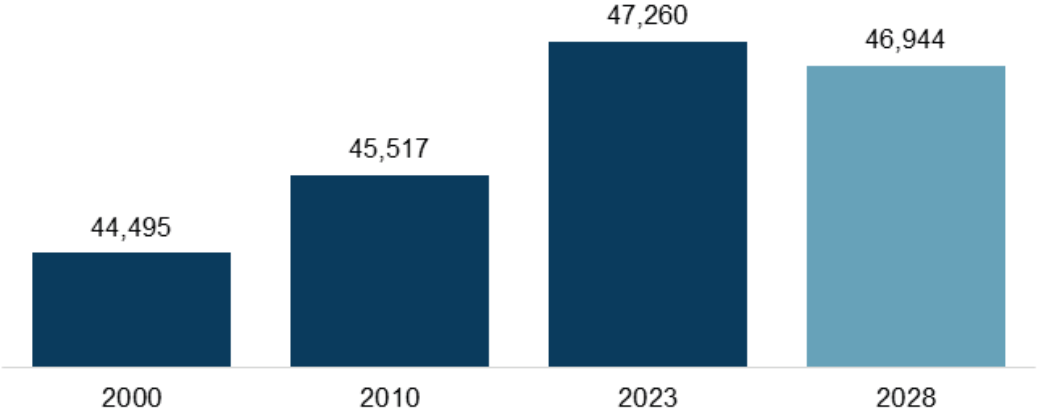
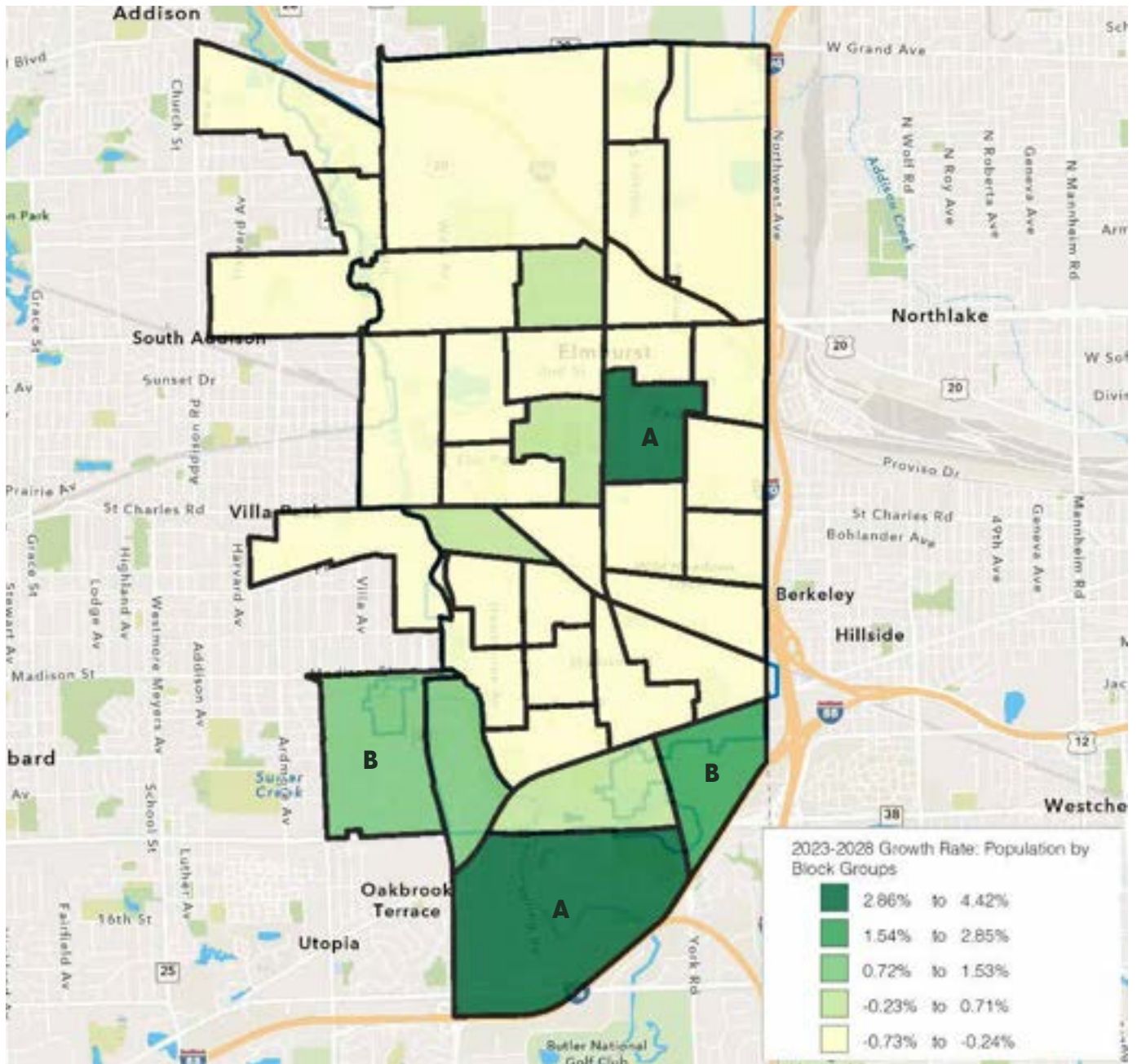


Figure F2 shows the population growth rate by block groups. Areas A of the District and beyond its boundaries has the highest estimated growth rate, followed by areas B.

Figure F2: Elmhurst Population Growth Rate by Block Group (2023 – 2028)



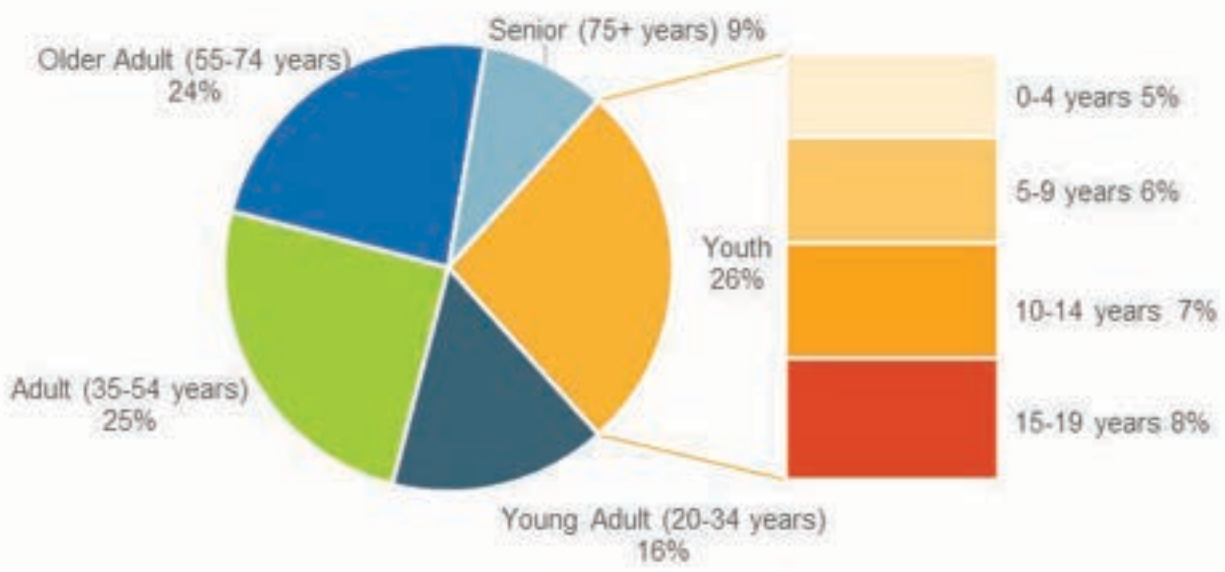
Source: ArcGIS Business Analyst (2023)

Age Distribution

The median age of residents in the District was 41.8 years old, slightly older than the 2023 median age in IL (39.7) and the median age in the US (39.8). The age groups making up the largest

percentage of the population in the District were youth (0 – 19 years) at 26%, adult (35 – 54 years) at 25% and older adults (55 – 74 years) at 24%.

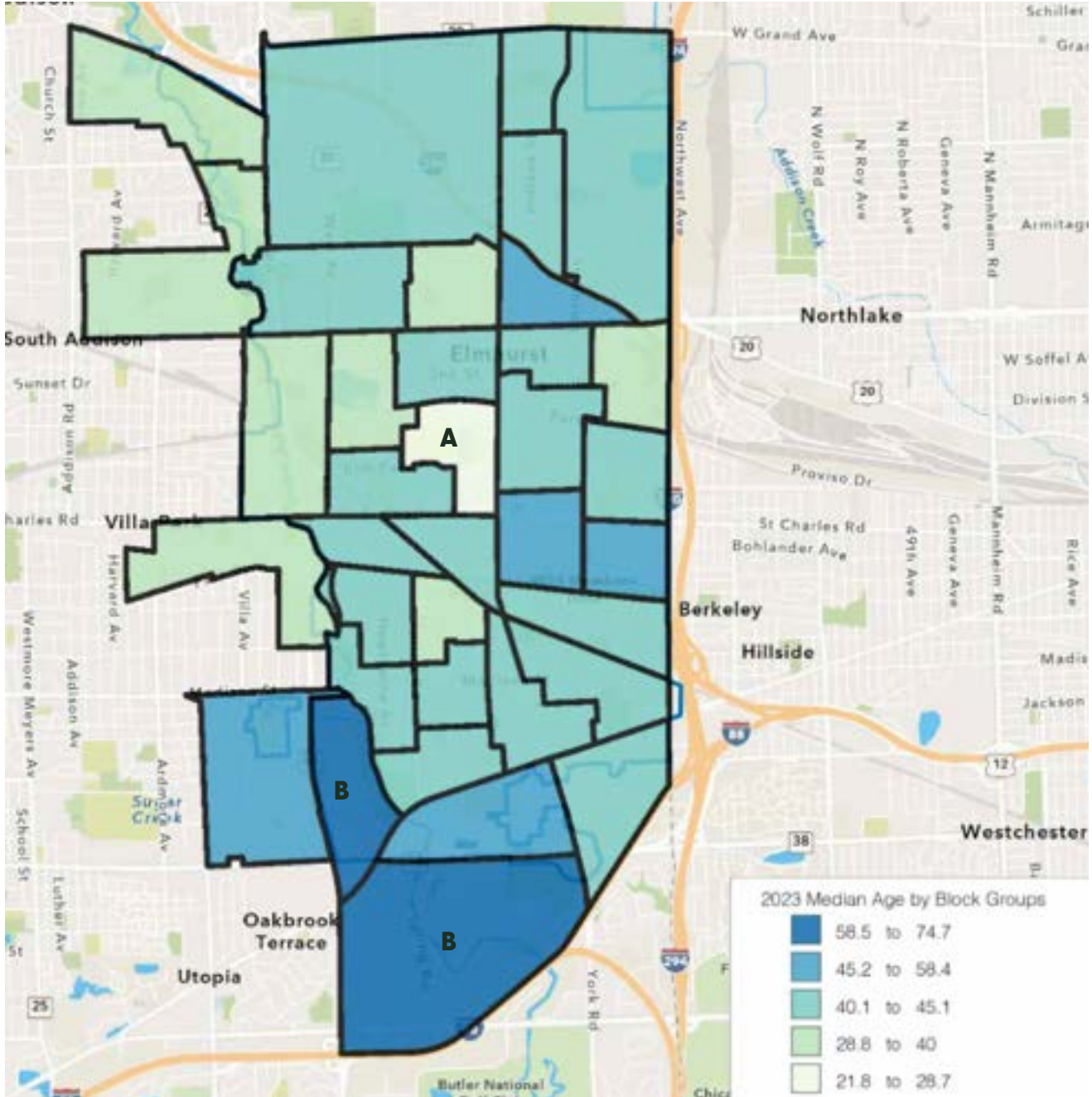
Figure F3: Age Distribution (2023)



The map in Figure F4 shows the median age by block groups. Area A of the District has the youngest median block group (ages 22 – 30), while area B (ages 63 – 75) of the District and beyond its boundaries houses the oldest median age block group.

Note: the southernmost B block group includes a very small portion of District boundaries/ population.

Figure F4: Elmhurst Median Age by Block Groups (2023)



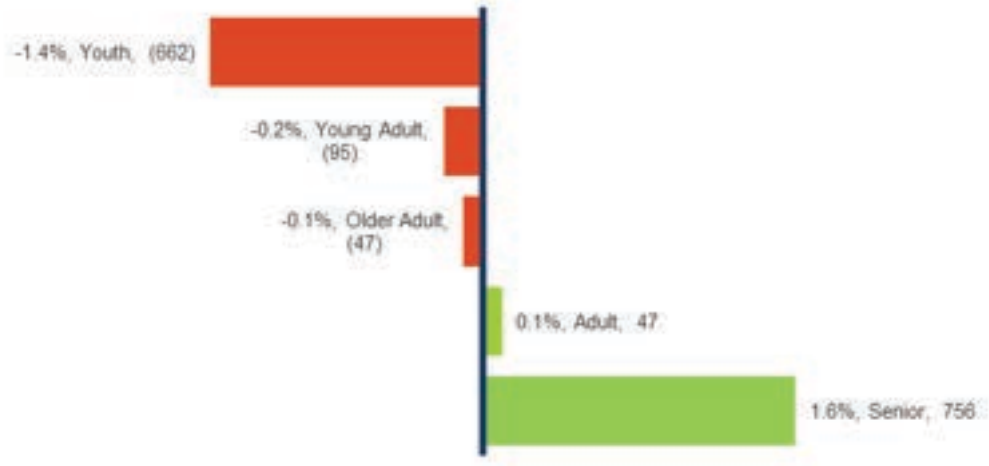
Source: ArcGIS Business Analyst (2023)

Age Change Over Time

Over the next five years, the age groups of youth, young adults, and older adults are expected to decline slightly within the District, while the age

groups of adults and seniors are projected to grow in the next five years.

Figure F5: Projected Age Change Over Time (2023 – 2028)



From 2023 to 2028, total school age enrollment is estimated to increase from 8,284 to 8,356, or 72 students. In that same timeframe, enrollment in


grades pre-kindergarten through 5 is estimated to increase by 230 students.

Household Characteristics

The household characteristics in the District indicate that the community earns a fairly higher median household income than Illinois (Figure F6). Less than 6% of the population lives below the federal poverty line, and the median household

income is higher than both the State and the United States. The poverty guideline is dependent on the average household size, which is 2.7 in the District (\$19,720 and \$24,860).

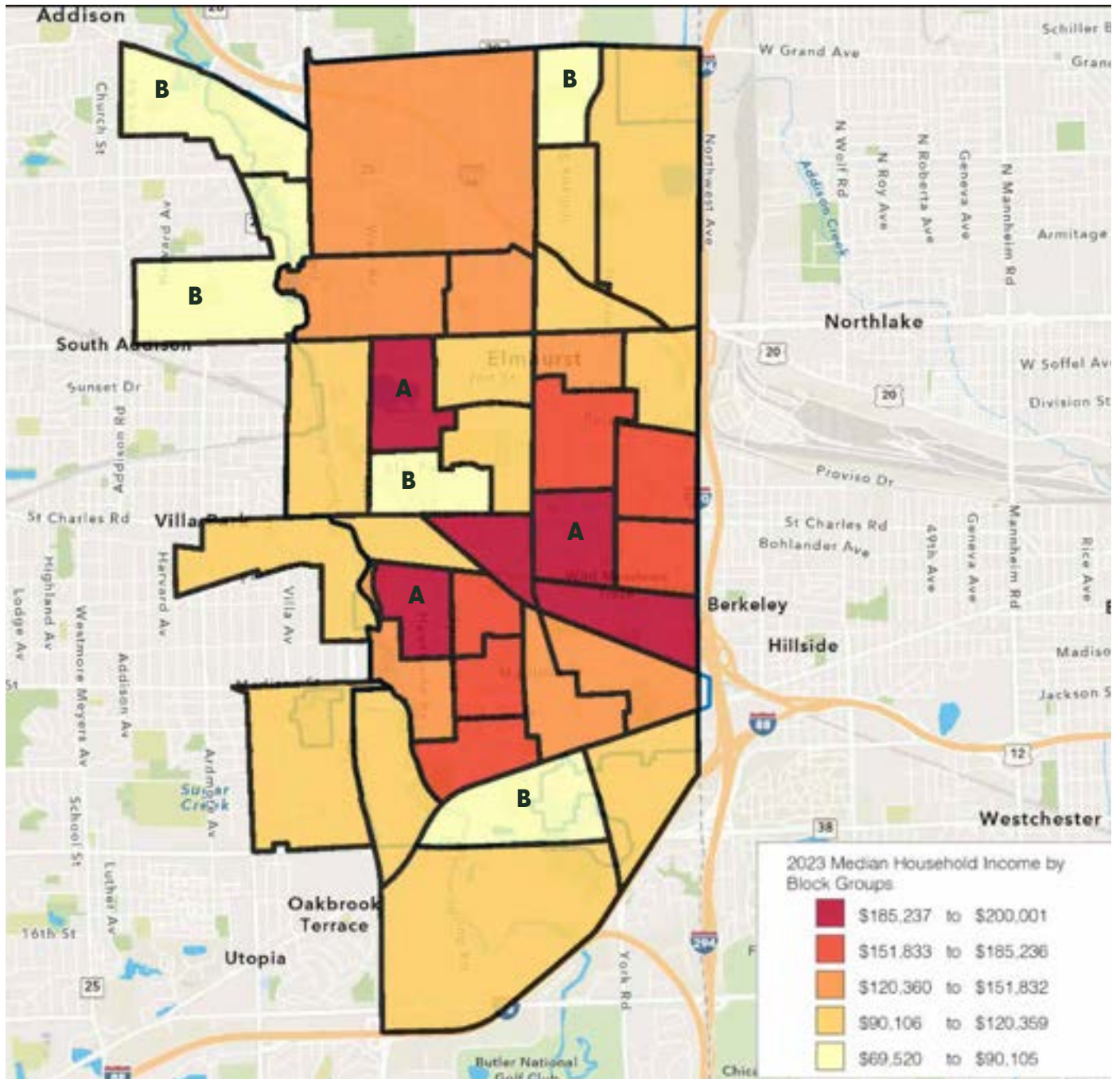
Figure F6: Household Characteristics (2023)



The map in Figure F7 shows the median household income by block groups. Areas indicated by A have the highest median household income of \$185,237 –\$200,001, while areas indicated by B in the District and beyond its boundaries have the lowest median household income at \$61,020 – \$89,879.

Note: the B sections on the northwest and furthest south on the map are outside District boundaries.

Figure F7: Elmhurst Median Household Income by Block Group (2023)



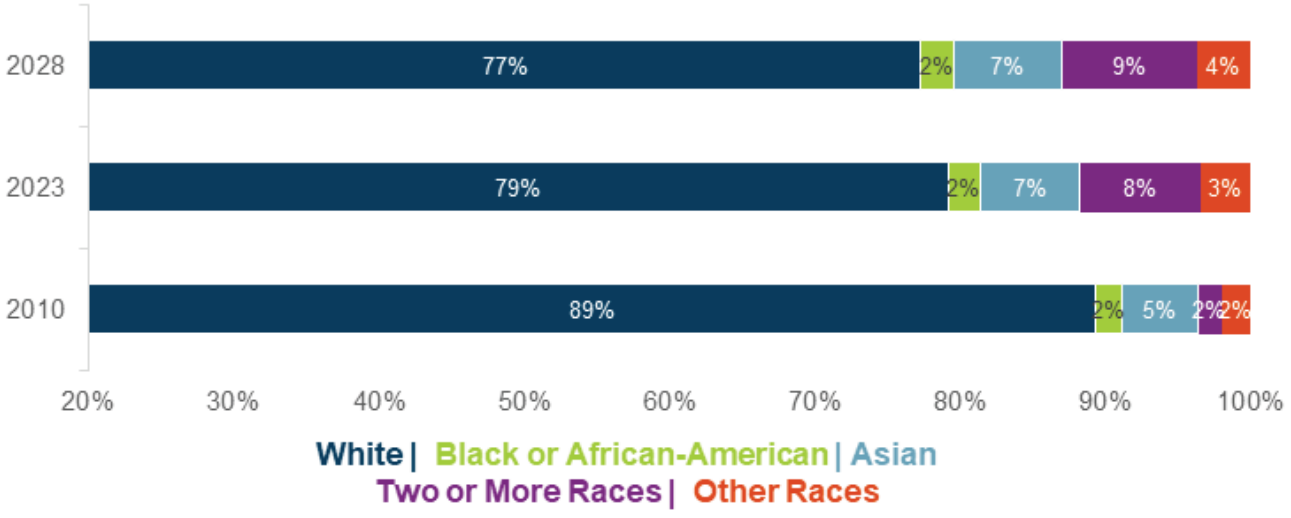
Source: ArcGIS Business Analyst (2023)

Racial Diversity

The District is becoming increasingly more diverse overtime. From 2010 to 2023, the white population decreased by 10%. Those of "two or more races"

increased 6%. Those that identify as being of Hispanic origin (regardless of race) is expected increased from 2% to 12% from 2010 to 2028.

Figure F8: Racial Diversity (2023)



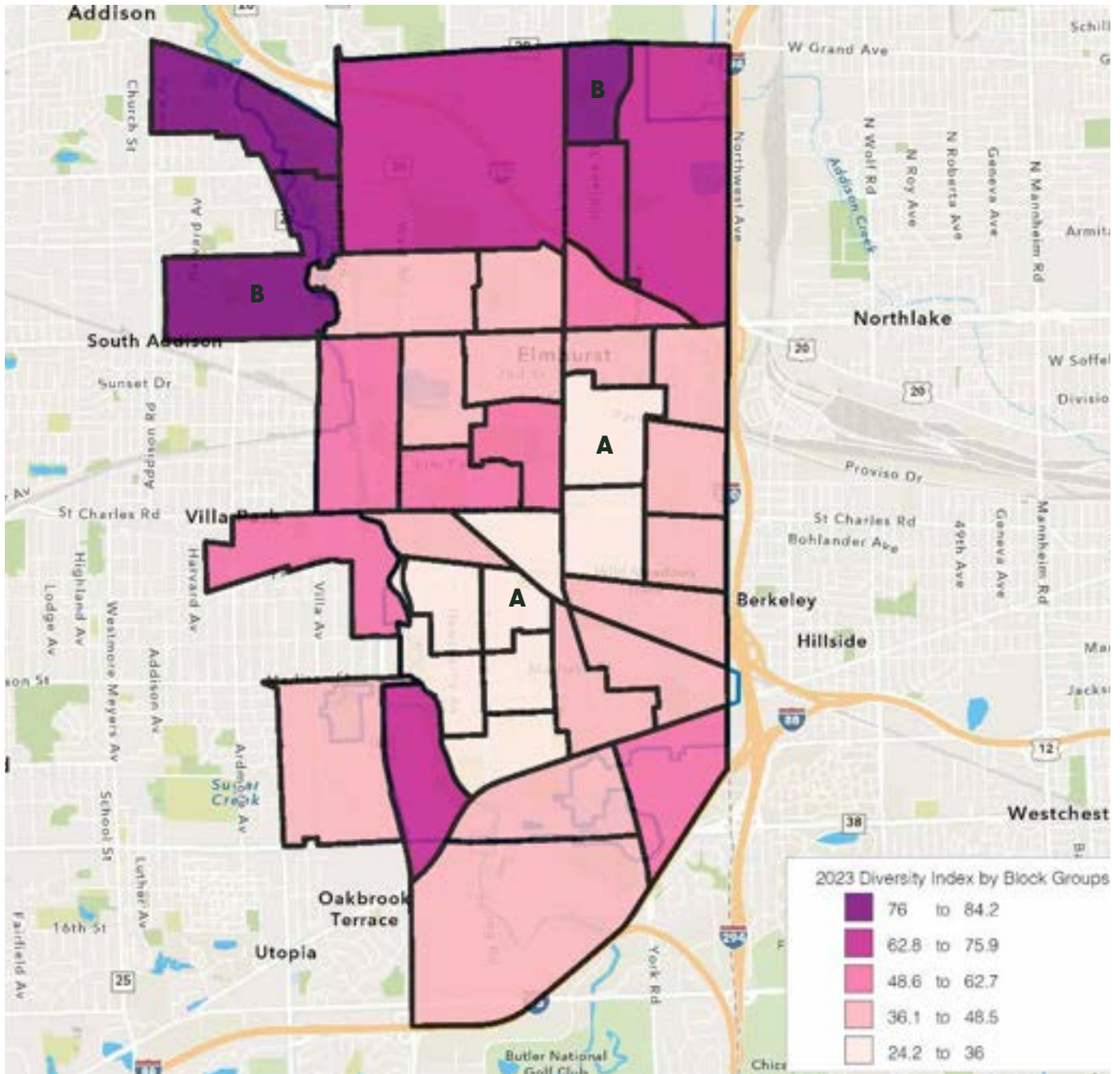
The diversity index from ArcGIS is a measurement that quantifies the variety and distribution of different demographic groups within a specific geographic area.

indicated in B in District and beyond its boundaries have the highest diversity index rating at 76 – 86.5 but sit at the District limits. The remaining areas stay within 36.1 – 75.9 index rating.

Figure F9 shows the diversity index by block groups. Areas indicated in A have the lowest diversity index rating at 24.2 – 36, while areas

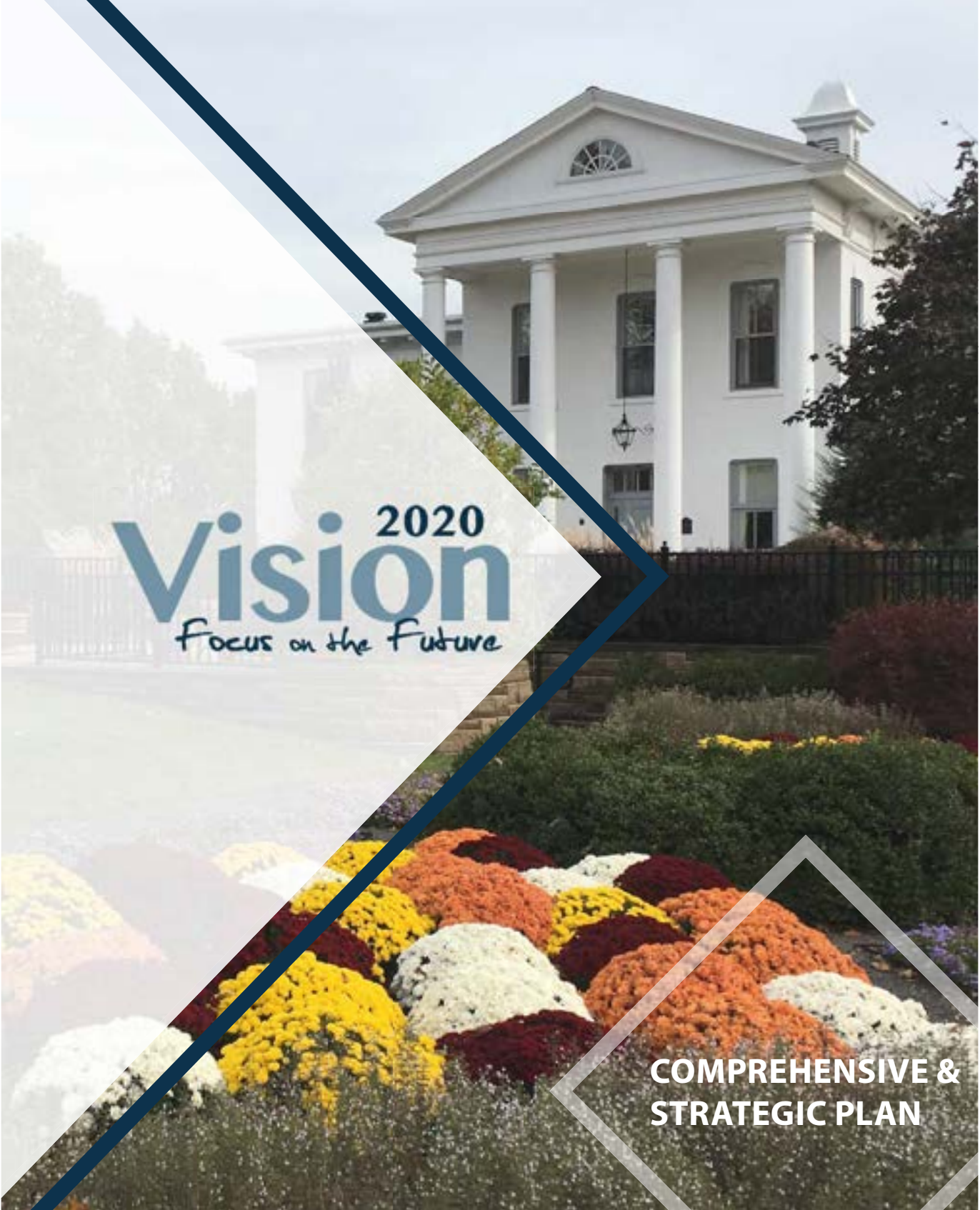
Note: the B section on the on the northwest section of the map is outside District boundaries.

Figure F9: Elmhurst Diversity Index by Block Groups (2023)



Source: ArcGIS Business Analyst (2023)

F2. Vision 2020 Introduction



2020
Vision
Focus on the Future

**COMPREHENSIVE &
STRATEGIC PLAN**

BOARD OF COMMISSIONERS

Vince Spaeth, President
Kevin Graf, Vice President
Doug Ennis, Commissioner
Mary Kies, Commissioner
Patricia Morissette-Moll, Commissioner
Tim Sheehan, Commissioner
Carolyn Ubriaco, Commissioner

STAFF

James Rogers, Executive Director
Kari Felkamp, Director of Marketing & Communications
Angela Ferrentino, Director of Parks & Facilities
Laura Guttman, Strategy and Planning Coordinator
Christi Jacobson, Director of Finance & Human Resources
Brian McDermott, Director of Enterprise Services
Nimfa Melesio, Administrative Office Manager
Cindy Szkolka, Director of Recreation
Allison Wiggins, Director of Information Technology

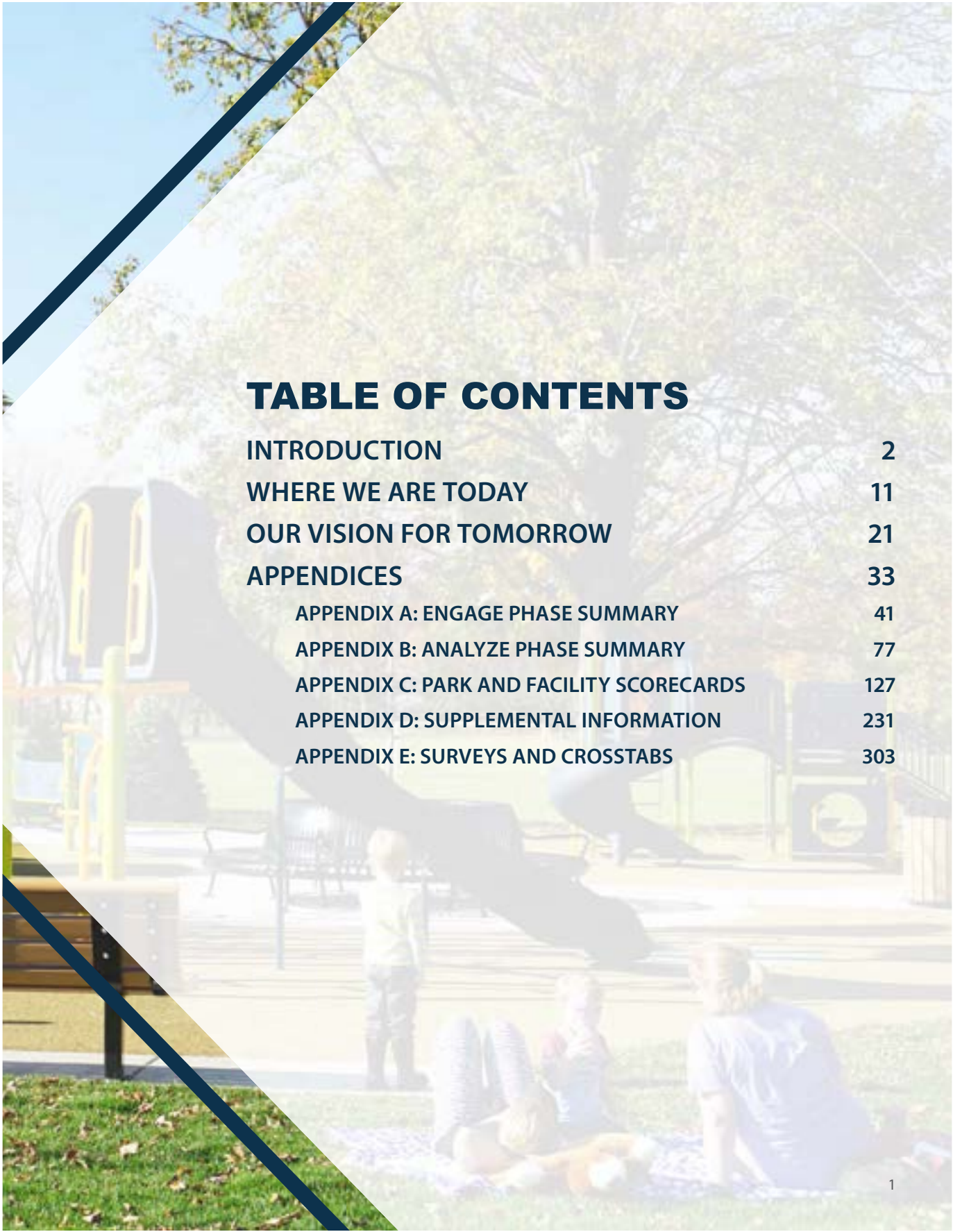


TABLE OF CONTENTS

INTRODUCTION	2
WHERE WE ARE TODAY	11
OUR VISION FOR TOMORROW	21
APPENDICES	33
APPENDIX A: ENGAGE PHASE SUMMARY	41
APPENDIX B: ANALYZE PHASE SUMMARY	77
APPENDIX C: PARK AND FACILITY SCORECARDS	127
APPENDIX D: SUPPLEMENTAL INFORMATION	231
APPENDIX E: SURVEYS AND CROSSTABS	303



INTRODUCTION





WHY PLAN FOR PARKS & RECREATION?

The Elmhurst Park District plays a vital role in enhancing the community. From public health to economic development, parks and recreation services are an important component to improving quality-of-life and making communities more attractive places to live and work.

HEALTH + WELLNESS

Parks help to **combat obesity and other chronic health conditions** by providing people opportunities to increase fitness and physical activity. Regular physical activity reduces risk of heart disease, hypertension, and diabetes; improves muscle strength; promotes weight loss; and boosts cardiovascular, respiratory, and endocrine systems. Studies have shown that enhanced access to places for physical activity leads to an increase in frequency of physical activity for both adults and children. Active park users also require fewer physician visits and experience lower health care costs than those who used parks passively or not at all.

In addition to physical health, parks also **enhance quality of life and improve mental health** by providing access to and connections with nature. Studies show that exposure to nature offers a range of medical benefits including lower blood pressure, cholesterol, and stress. Exposure to nature may also alleviate symptoms of depression and anxiety.

Finally, parks and open space can **mitigate climate, air, and water health impacts** by reducing the urban heat island effect, removing pollutants from the atmosphere, and filtering water. As trees filter and clean the air, they decrease the risk of cancer and prevalence of asthma and other respiratory diseases. As the plants and greenspaces in parks filter and clean the water, they reduce the chance of water-borne diseases.



ENVIRONMENT

One of the most obvious roles of parks and open spaces is to **protect and enhance the natural environment**. Cities can use parks to preserve ecological functions and protect and encourage biodiversity. Connecting parks, open spaces, riparian areas, wetlands, and other natural features strategically can help to protect the biological diversity and natural processes that are required to support a thriving wildlife habitat system.

Parks help **accommodate public infrastructure such as flood control, stormwater management, and transportation**. Studies have shown that parks and open spaces can provide numerous stormwater benefits, such as storing, carrying, and filtering runoff. Multi-use trails traversing interconnected park systems can provide alternative, less expensive modes of transportation, which relieves agencies of the additional, and typically greater, cost of roadway improvements.

SOCIAL EQUITY

One benefit of public open space is the provision of a community space that **allows for the strengthening of social and familial bonds**. Parks allow children to engage in experiential, informal learning through both independent play and play with peers. This leads to the development of a foundation for effective formal education and social skills. Parks and open spaces are also gathering spaces where social ties can be formed. These social ties produce stronger, safer neighborhoods where people feel connected and supported.

Parks can also **provide a resource for closing the educational achievement gap in communities**. Not only are children motivated to learn when they can pursue discoveries outdoors, but using parks, open spaces, and natural environments for hands-on learning opportunities has been shown to improve the standardized achievement scores of socially-disadvantaged students.

Parks and open spaces can help **create neighborhoods with fewer violent and property crimes and improve community cohesion**. Open spaces provide the ability to spend time in nature, which reduces aggression and relieves mental fatigue. Lastly, planned public open spaces create a more welcoming environment, as opposed to vacant spaces, which can be frightening to people and lead to crime.

ECONOMIC DEVELOPMENT

Parks provide a positive source of economic benefits. Vibrant park systems can **attract and retain retirees, talent, and homebuyers**. US retirees make up nearly 25% of the total population, and are moving to various locations across the county to enjoy retirement. These individuals desire communities that provide leisure and recreation amenities. Talent workers prefer places with a variety of outdoor recreational activities and homebuyers are likely to not only choose a home located closer to parks and open spaces, but they'll also pay nearly 10% more for it.

Numerous studies confirm that the **presence and proximity of parks and open space positively affect property values**. Parks can not only help to improve community health, sustainability, and equity, but done properly, can also function as a tool for neighborhood revitalization.

Finally, parks can help to **increase municipal revenues**. Increased property values go hand in hand with increased municipal revenues, as property taxes are major revenue streams for many communities. In addition to property tax benefits, parks and open spaces in shopping districts have been shown to stimulate more revenue and sales tax generation.

OVERVIEW OF THE PLAN

The Elmhurst Park District Vision 2020: Comprehensive and Strategic Plan will drive long-range planning, direct decision-making, and assist with allocating resources for the District by defining a clear vision for its future.

This plan enables decision-makers to prioritize resources for growth and development in a fiscally-responsible, environmentally sound, publicly supported, and politically prudent manner.

Comprehensive and strategic plans provide a foundation for building credibility and establishing consensus on important community issues. They also serve to inform and engage citizens about park and recreation needs. The most successful plans engage

the community and successfully transform their vision into a tangible implementation strategy.

Goals for this Comprehensive and Strategic Plan include:

- » Consider, integrate, and celebrate accomplishments and outcomes of past Elmhurst Park District planning efforts.
- » Engage the community in the planning process, building consensus for implementation, and fostering awareness of the District's presence within the community.
- » Assess the future vision of the organization and determine strategic priorities to achieve that vision.
- » Ensure the most effective use of District resources by focusing decision-making and spending on strategic priorities.

DEVELOPING THE PLAN

The approach to the Elmhurst Park District Vision 2020: Comprehensive and Strategic Plan maximized community input, pairing it with both Park District staff's knowledge and experience and the planning team's resources and expertise. Organized into four phases, the planning process consisted of the following components: a needs assessment; visioning; identifying and evaluating community needs, priorities and opportunities; and creating a phased implementation and financial plan.

This document serves as the Park District's Comprehensive and Strategic Plan. For Strategic Planning initiatives, implementation follows a three-year timeline, with a focus on a one-year action plan. For Comprehensive Planning initiatives, implementation follows a ten-year timeline, with a focus on a five-year action plan.

PURPOSE

The purpose of the Comprehensive and Strategic Plans is to guide capital improvements, planning and development, and program and service improvements in the near future. A Comprehensive Plan is more physical asset- and program and services-focused. The purpose of a Strategic Plan is to guide internal operations, communication, and administrative improvements in the near future. These two planning documents, while unique in their purpose and scope, are interrelated. For this reason, the Elmhurst Park District chose to complete the plans at the same time and combine them into one, overall guiding document.

INTRODUCTION

THE PROCESS

ENGAGE: In this first phase of planning, the planning team facilitated conversations with a wide variety of community stakeholders. These conversations fulfilled two critical planning functions: to provide the project team with an understanding of stakeholder needs and priorities and to communicate a consistent message to the community, thereby helping stakeholders understand their role in the process.

ANALYZE: During the analysis phase, the planning team developed a comprehensive needs analysis, working closely with the Park District staff and Board members. Following a kickoff meeting and study area tour, the planning team collected and assimilated Park District information, including an inventory of parks, open space, trails, recreation facilities, and program offerings.

ENVISION: During the third phase of the planning process, the planning team, staff, and Board of Commissioners created a shared long-term vision for the Park District based on the Engage and Analyze phase results. Alternative strategies for recreation programming; existing parks and open spaces; new parks, recreation facilities, and open spaces; and area trail corridors were tested, evaluated, and refined into a set of action items that the District will implement over the next 1 to 10 years (1-3: Strategic Initiatives, 1-10: Comprehensive Plan Initiatives).

IMPLEMENT: In the final phase of the planning process, the planning team, staff, and Board of Commissioners refined the strategies for the ten-year Vision. Recommendations for near- and mid-term capital and operational strategies were outlined in a Five-Year Strategy Action Plan. A one-year implementation plan was also developed to guide the first year of the plan. The Five-Year Action Plan should be revisited annually, to ensure the strategies correspond with the District's changing context. The overall comprehensive plan and needs assessment should be updated every five years, while the strategic plan should be updated every three years.

1

This section provides an introduction to the planning process and provides background on the Elmhurst Park District, including its history, governance, budget, and community relationships.

2

This section provides an overview of the Elmhurst Park District's existing context and key findings from analysis and community engagement.

3

This section provides the Elmhurst Park District's mission, vision, and values and outlines the strategic action plan and supporting implementation detail for the next 1, 3, 5, and 10 years.

A

The appendices contain all supporting documentation, including the original State of the District report, community survey report, and other supporting documentation.



ELMHURST PARK DISTRICT PROFILE

HISTORY

The Elmhurst Park District was established on June 5, 1920, to meet the leisure and recreational needs of the community. Soon thereafter, negotiations were opened for the acquisition of the Wilder estate. The estate consisted of an undeveloped cow pasture to the north and the family home, gardens, and clay tennis courts to the south. Original development of the gardens had begun in 1868 by Seth and Elizabeth Wadhams, who built their home, known as White Birch, along with a greenhouse and gardens. They planted numerous trees representing a variety of species to create a true garden spot in Elmhurst.

The Park District acquired the Wilder property in 1921, making it the first public park in Elmhurst. The Park District added the conservatory to the

greenhouse in 1924, and the Wilder Park Conservatory then opened to the public.

In the late 1920s and early 1930s, Salt Creek, East End, and Butterfield Parks were established. East End Pool opened on June 26, 1937, with a “Grand Splash” of 750 youths who had lined up along the edge of the pool in readiness for its big moment. The pool was an immediate success for the District, with 1,200 people showing up on its second day.

The first recreation programs were offered in 1942 and included baton, handicrafts, archery, baseball, and ballet. Ben Allison Playground and Eldridge Park opened in the early 1950s. The Abbey was also established during this period as a place for teenagers to gather, but did not become part of the Park District until 1964. During the 1960s, seven new parks opened, including the York Commons Pool, dedicated in 1967.

Perhaps the most significant decade in the Park District’s history was the 1970s, when the District blossomed into a full-service agency. In 1971, voters approved a \$3.9 million bond referendum for land acquisition and development. The majority of EPD’s present land was purchased during this time, along with new park development. Five new special facilities also opened during this period, including: The Courts (1972), an indoor tennis, racquetball, and handball facility; Sugar Creek Golf Course (early 1970s), a 9-hole golf course owned and operated through a partnership between Elmhurst Park District and the Village of Villa Park; the first Elmhurst Community Center (1979); The Abbey Leisure Center (1975), a senior citizen leisure programming facility; and The Depot on York Road (1971). The Depot was renovated as a bicentennial project in 1975.



Perhaps the most significant decade in the Park District's history was the 1970s, when the District blossomed into a full-service agency.

The 1980s and 1990s constituted a period of redevelopment and continued partnerships with other agencies. The Courts Plus expansion in 1990 provided an important collaboration with Elmhurst Memorial Healthcare to provide fitness, rehabilitation, and health programs for the community. In 1992, the District won the coveted National Gold Medal Award presented to outstanding park and recreation agencies.

On September 6, 2003, the Elmhurst Park District opened the Wagner Community Center. The redevelopment of Berens Park and the opening of The Hub in 2004 with batting cages, mini-golf, and a spray ground, occurred prior to the District's 85th anniversary. In 2003, the new Elmhurst Public Library opened in Wilder Park following a land exchange agreement between the District and the City of Elmhurst. In 2007, the District received the keys to Wilder Mansion (former Library), making its ownership official. The original 1860 home was remodeled without compromising the historic architectural features and now

provides additional multi-use space for the community.

In 2012, the District moved from its former Administrative Office in Wilder Park to an office building centrally located in Elmhurst (375 W. First Street) with a green roof and warehouse space. The move alleviated some of the parking demand at Wilder Park and the new building provides the additional space needed to address growth in District administrative, storage, office space and technology needs.

In 2013, the District renovated its historic Conservatory with the goal of preserving the structure and appearance while enhancing the user experience. The restoration, made possible in part by a \$1.84 million State of Illinois PARC grant administered through the Illinois Department of Natural Resources, provides for improved green technologies and efficiencies with the installation of HVAC components, glazing system, and the use of modern materials, reducing energy loss and improving growing space. The two greenhouses were replaced with a single aluminum structure and a state-of-the-art propagating house. The restored Conservatory and new greenhouse are connected by an ADA-accessible vestibule, which provides access to the Wilder Park Formal Gardens.

Source 1. 2016 Elmhurst Park District Budget

GOVERNANCE AND ORGANIZATIONAL STRUCTURE

A community-elected, non-partisan Board of Commissioners consisting of seven members constitutes the governing board of the Elmhurst Park District. Commissioners are elected to six-year terms and serve without compensation. The Commissioners elect from among themselves a President and a Vice President to serve one-year terms. The Park Board of Commissioners appoint an Executive Director, a Treasurer, an Assistant Treasurer, an Attorney and a Secretary. The Executive Director serves as the Chief Executive Officer (CEO) for the Park District and carries out the policies of the Board. The District has six departments that

include Parks and Facilities, Recreation, Enterprise Services, Marketing and Communications, Information Technology, and Finance and Human Resources along with the Administrative function. The Park District employs 75 full-time, 450 part-time and 300 seasonal workers.

Source 2. 2016 Elmhurst Park District Budget

COMMUNITY PARTNERS

The District's mission serves as the basis for all collaboration, and partnerships are formed to provide cost efficiencies and work for the betterment of the community as well as provide improved programming, recreation, athletic, and fitness services to residents. Some partnerships involve formal agreements while others are informal or simply collaborative efforts to work toward common goals. Many partnerships span decades and are updated frequently to ensure both parties and residents are receiving maximum benefit. As facility space and land are at a premium in Elmhurst, the collaboration between governmental units and organizations becomes more important.

Some long-standing partnerships include:

- » An agreement with District 205 to provide before-and after-school childcare in elementary schools
- » Sharing a maintenance facility with the City of Elmhurst, and providing land for a fire station
- » Working with DuPage County to maintain the Elmhurst portion of the Illinois Prairie Path
- » Agreement with Elmhurst College to provide an NCAA softball field at Salt Creek Park
- » Working with District 205 on shared use of tennis courts at Berens Park

A detailed list of District partnerships can be found in the Appendix C.



BUDGET SUMMARY

In formulating the annual budget, staff analyze a significant amount of data to project the next fiscal year's revenues and expenditures. Staff review historical and current revenue and expenditure trends, potential new projects and initiatives, current economic conditions, relevant changes in the law, and numerous other factors that impact the budget. The District's overall philosophy is to project revenues and expenses conservatively, and to use sound financial planning to achieve the Board's priorities, utilize existing reserves to maintain assets, take steps and allocate resources to address competition, attract and retain customers, and provide a balanced level of services and programs expected by the community.

In 2017, the District has the fiscal agility to use reserves to address capital project needs, maximize and grow revenue, ensure adequate staffing, and undertake key Strategic Plan initiatives for long-term success. To remain economically stable, the District's long-term Budget Plan and the 2017 budget continue the existing philosophy and policy of positioning the District financially so that it can carefully use available reserves for capital projects along with a long-term plan to build future reserves.

As illustrated in the 2017 Budget Summary by Fund chart in Appendix D, staff project that the total 2017 budget will have a deficit of \$1,359,337 due to using \$1,760,831 from reserves for capital projects and \$75,715 to pay debt that is possible due to the accumulation of excess reserves over the established cash and investment targets in accordance with Board policy. The deficit occurs because a portion of expenditures have no revenue offset since the revenues were received and recorded in previous years. This deficit is offset with a net operating surplus of \$441,922 mainly to replenish reserves in the General Fund (with a \$53,193 net surplus), the Recreation Fund (with a \$201,623 net surplus), and Enterprise Service Fund (with a \$141,862 net surplus).

F3. Environmental Scan Presentation



ELEVATE

ELMHURST PARKS

mapping our future



Environmental Scan

Analysis Phase Findings

Agenda

- ▲ **1** Introduction
- ▲ **2** Demographics
- ▲ **3** Program and Membership Assessment
- ▲ **4** Parks and Facilities Assessment
- ▲ **5** Organizational Assessment
- ▲ **6** Community Engagement Findings
- ▲ **7** Next Steps



Progress

Six Phases



Project Planning



Engagement



Analysis

We are here!



Visioning



Final Plans



Implementation

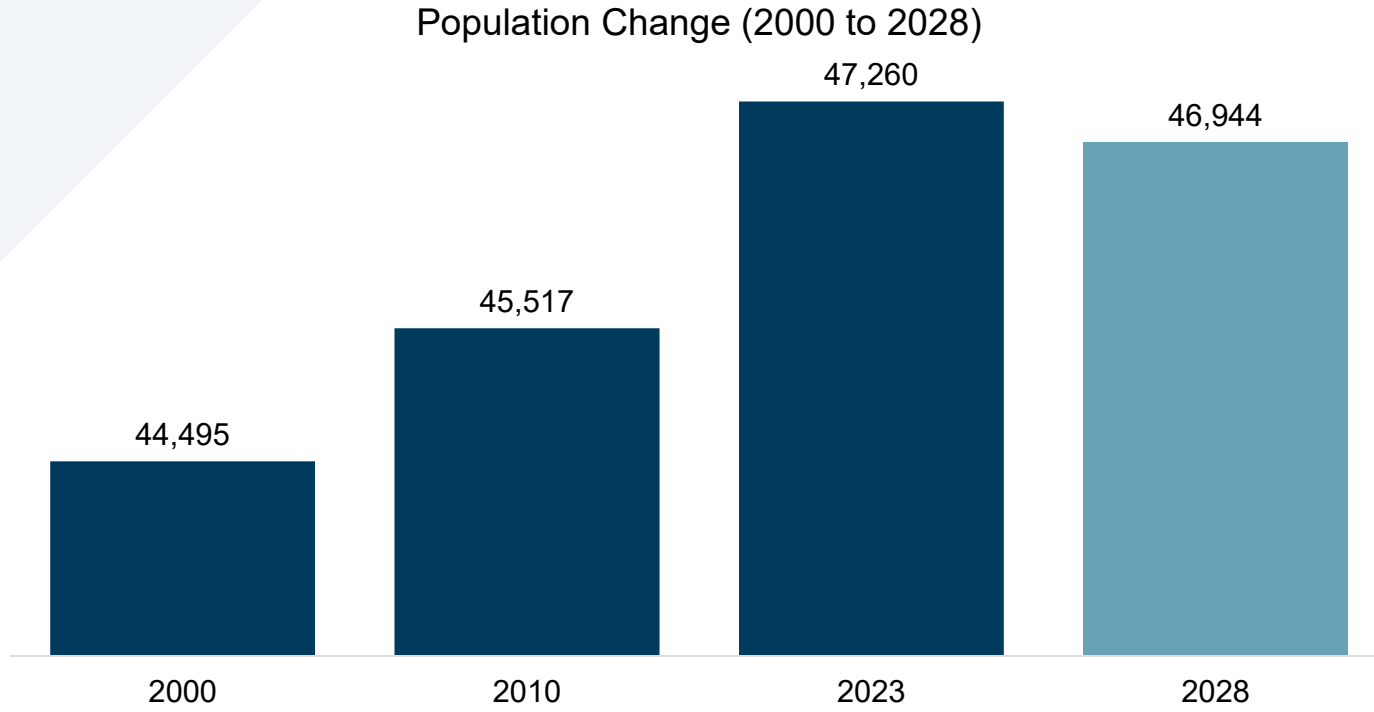




Demographics

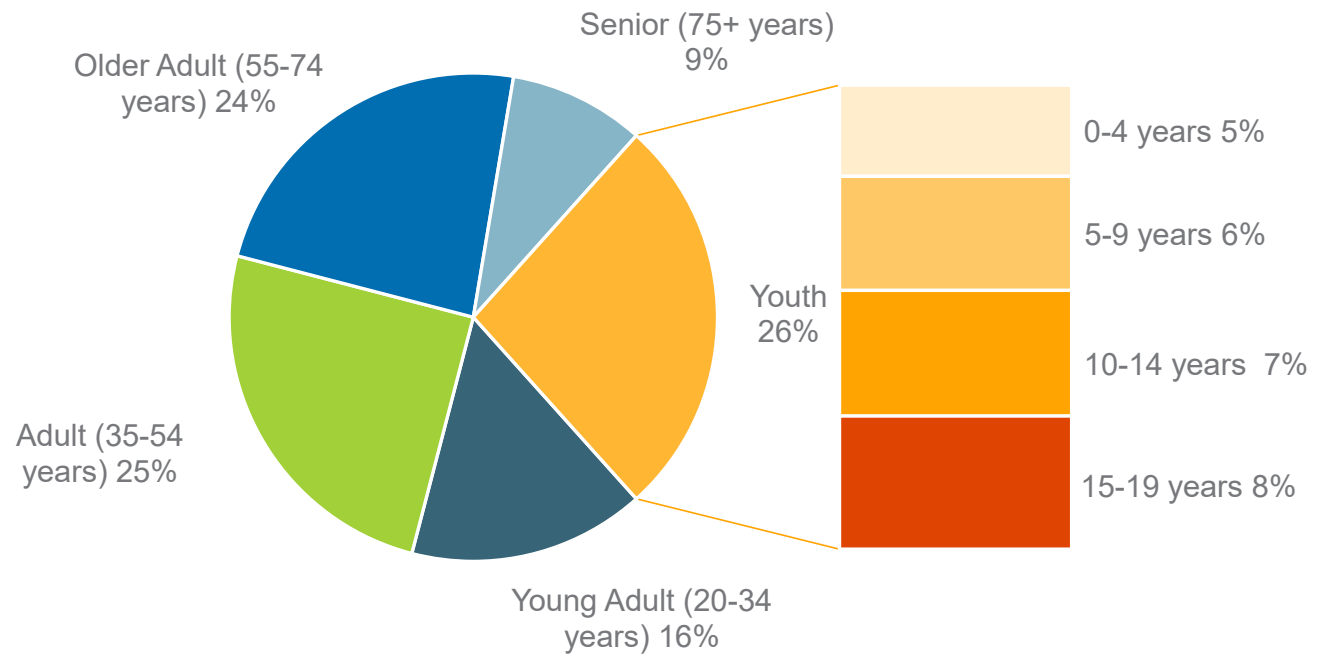
Source: Esri's ArcGIS Business Analyst/Data for the **Elmhurst Park District** boundaries.

Population



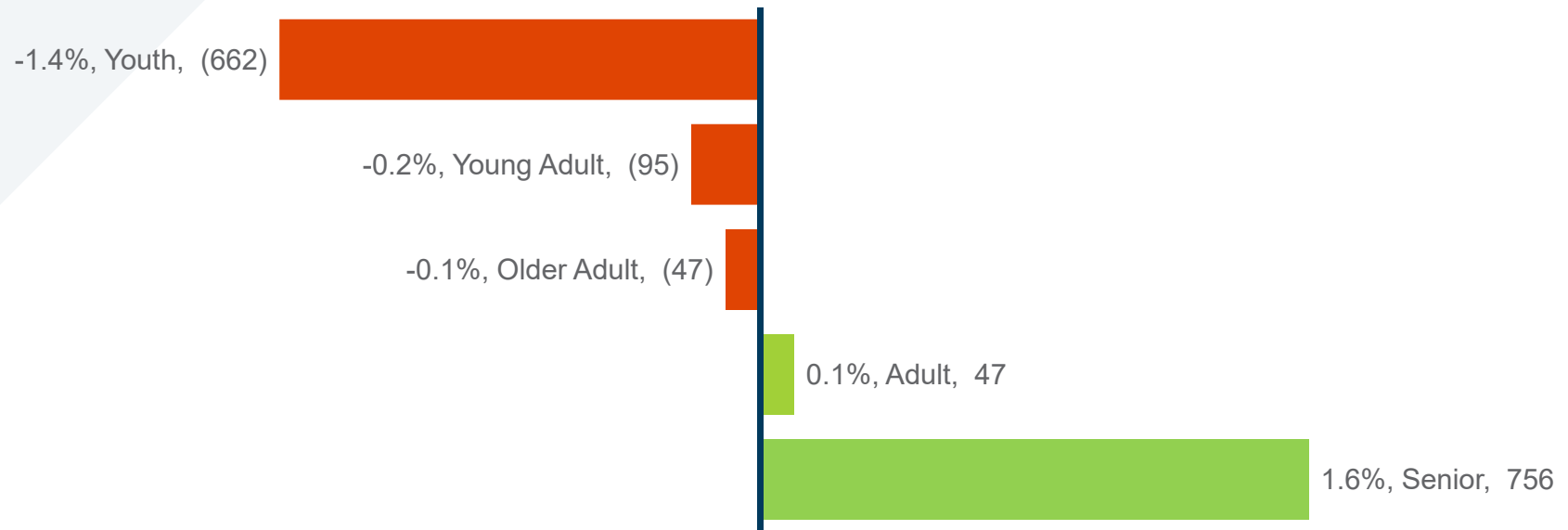
Age Distribution

2023

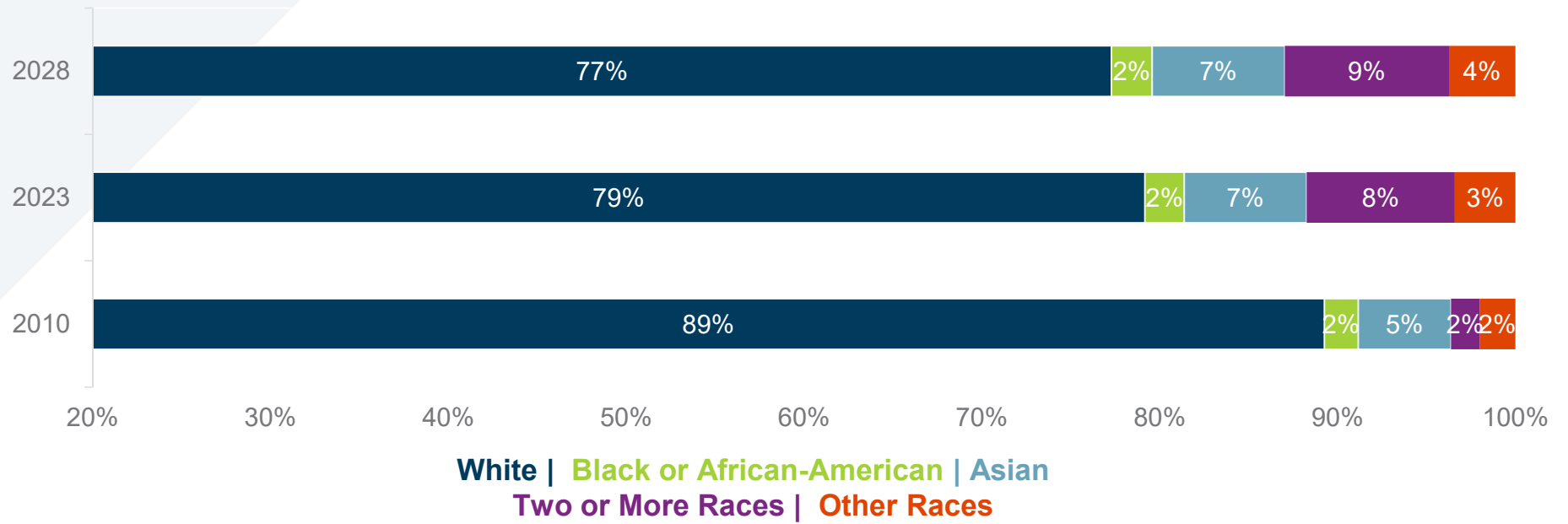


Age Change Over Time

2023 - 2028



Racial Diversity





Program and Membership Assessment

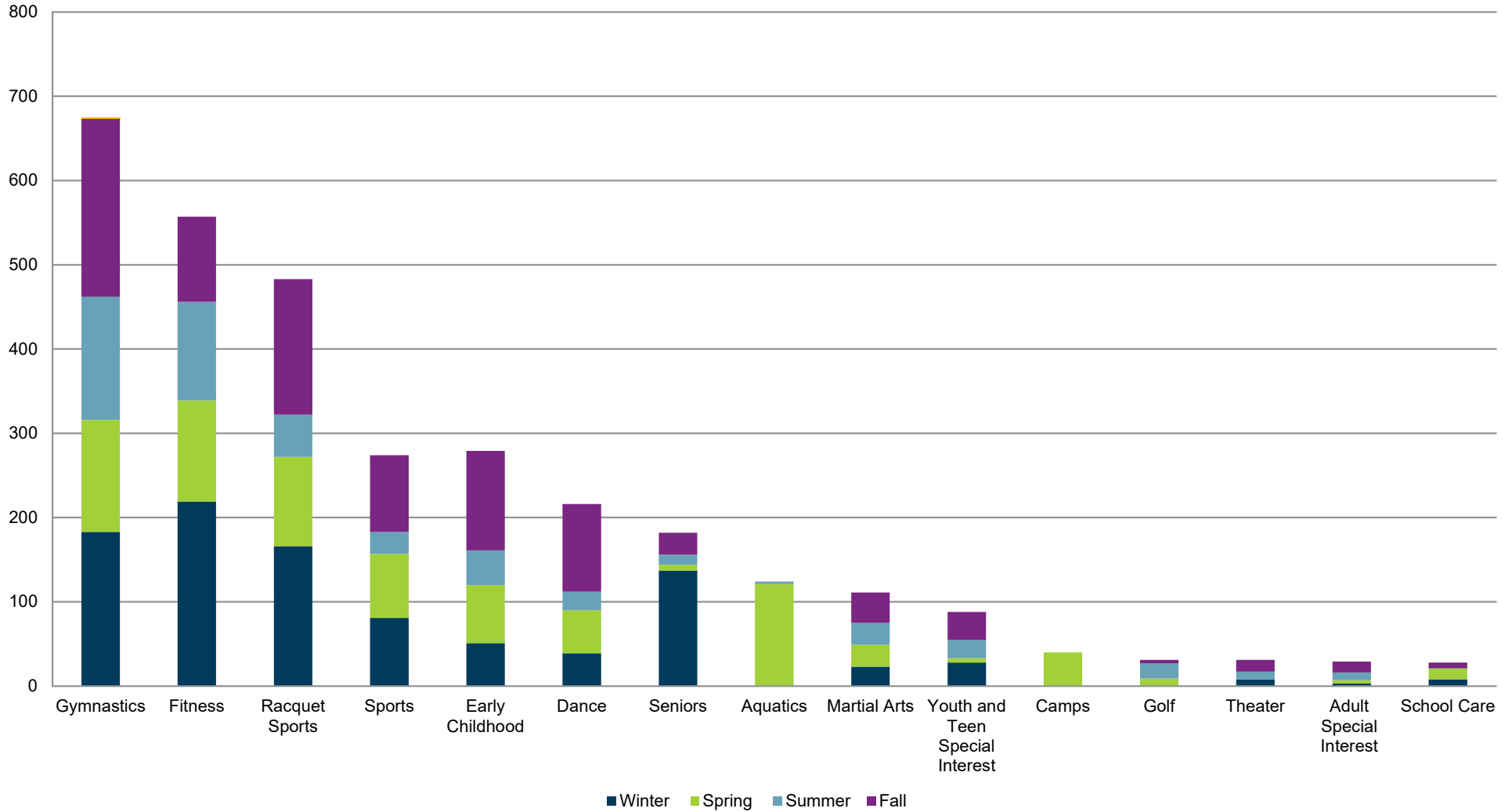
Analyzed with FY22 Data

Total Programs Offered by Area

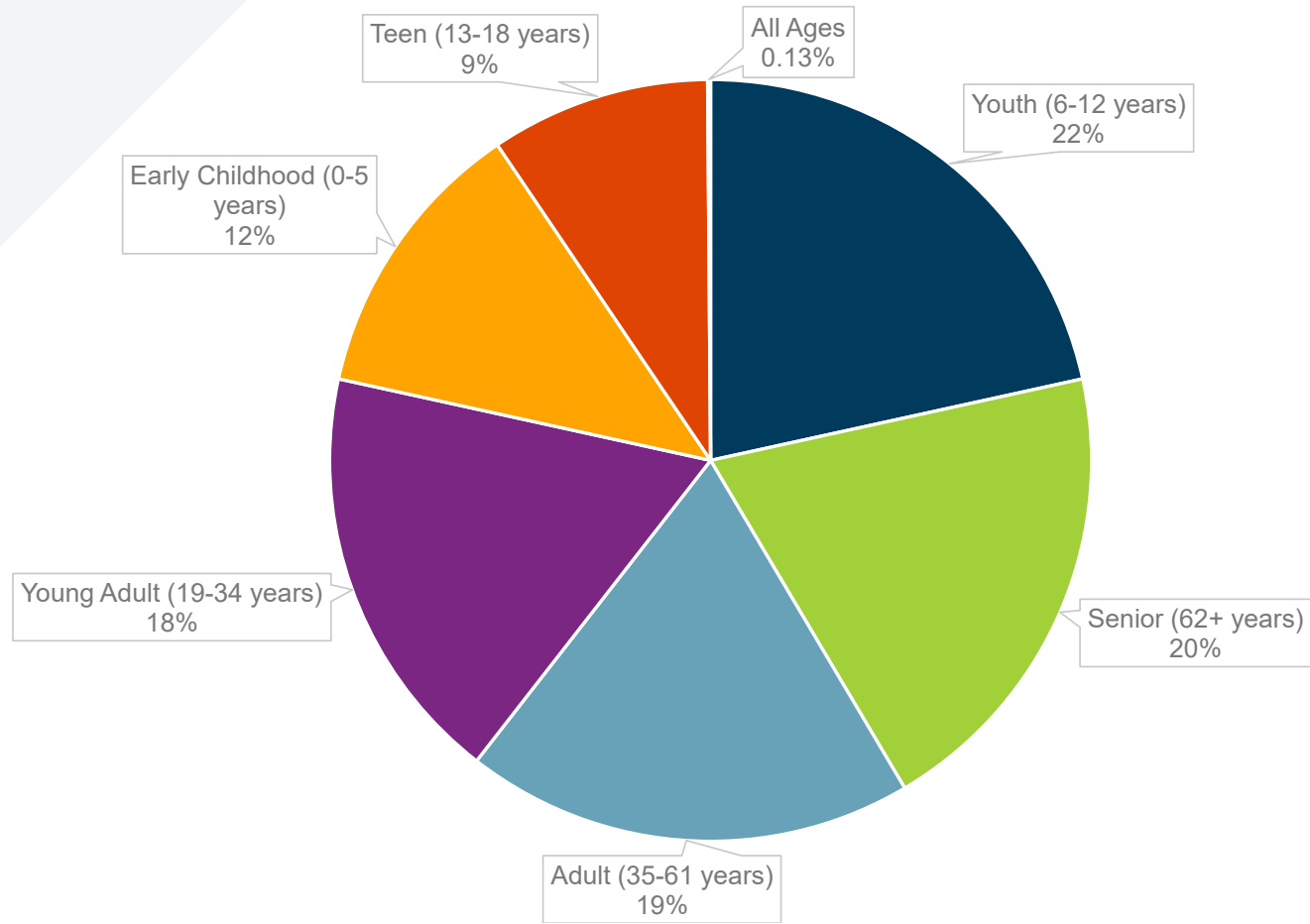




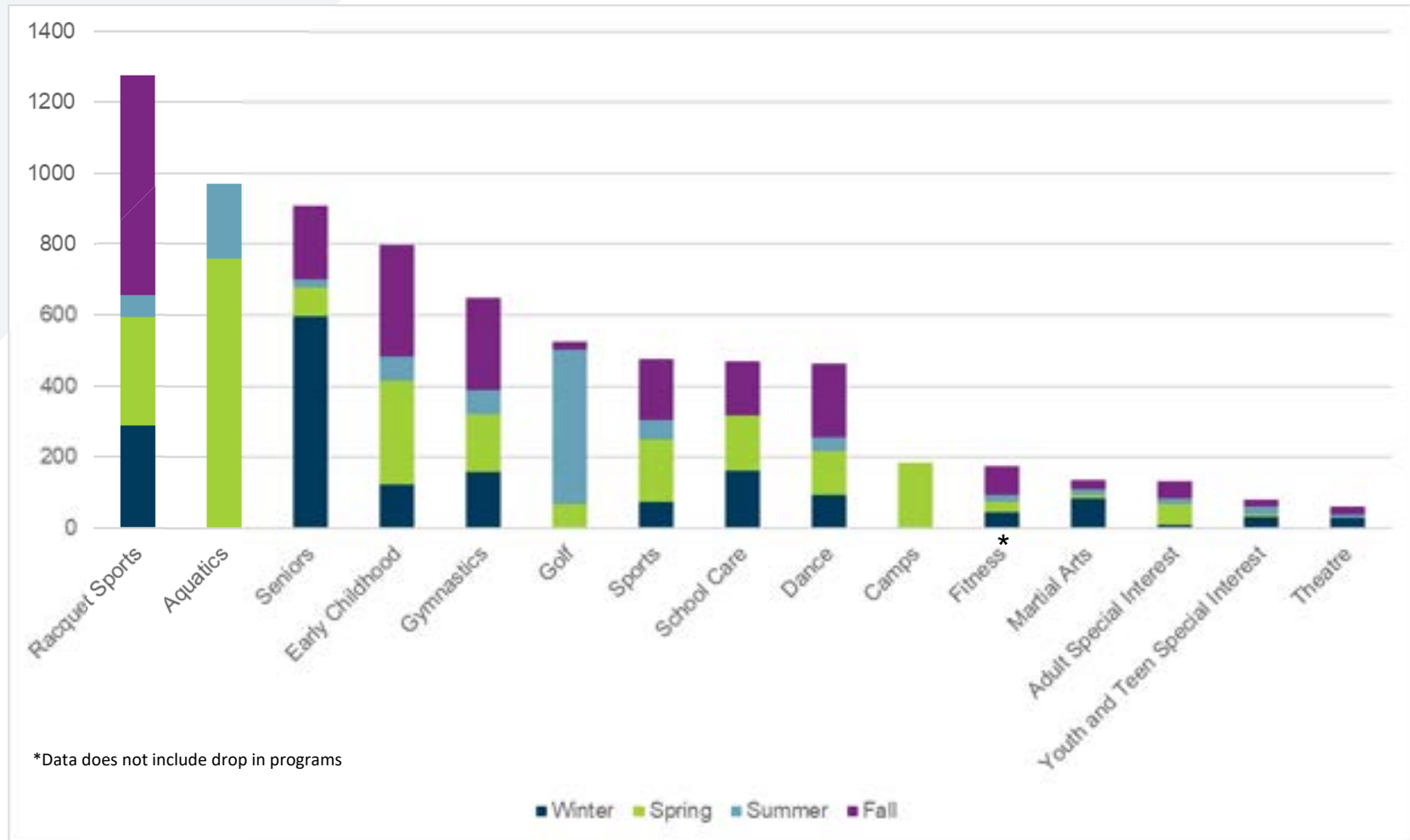
Total Programs Offered by Category and Season



Program Registrant – Age Segmentation



Enrollment by Program Category



*Data does not include drop in programs



2022 Touch-Points



283,716+
Touch Points!

This data does not include all facility use and service touch-points.



Waitlists

Racquet Sports

- 1,117 on waitlist
- 78.8% needs met

Aquatics

- 476 on waitlist
- 74.4% needs met

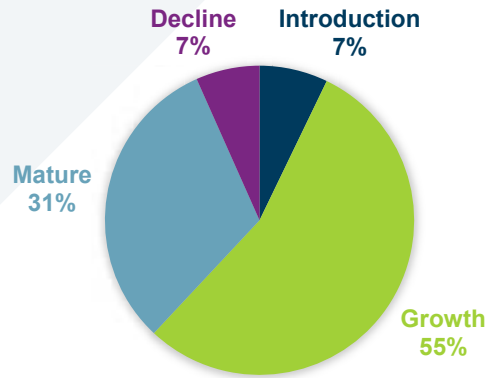
Gymnastics

- 1,690 on waitlist
- 73.1% needs met

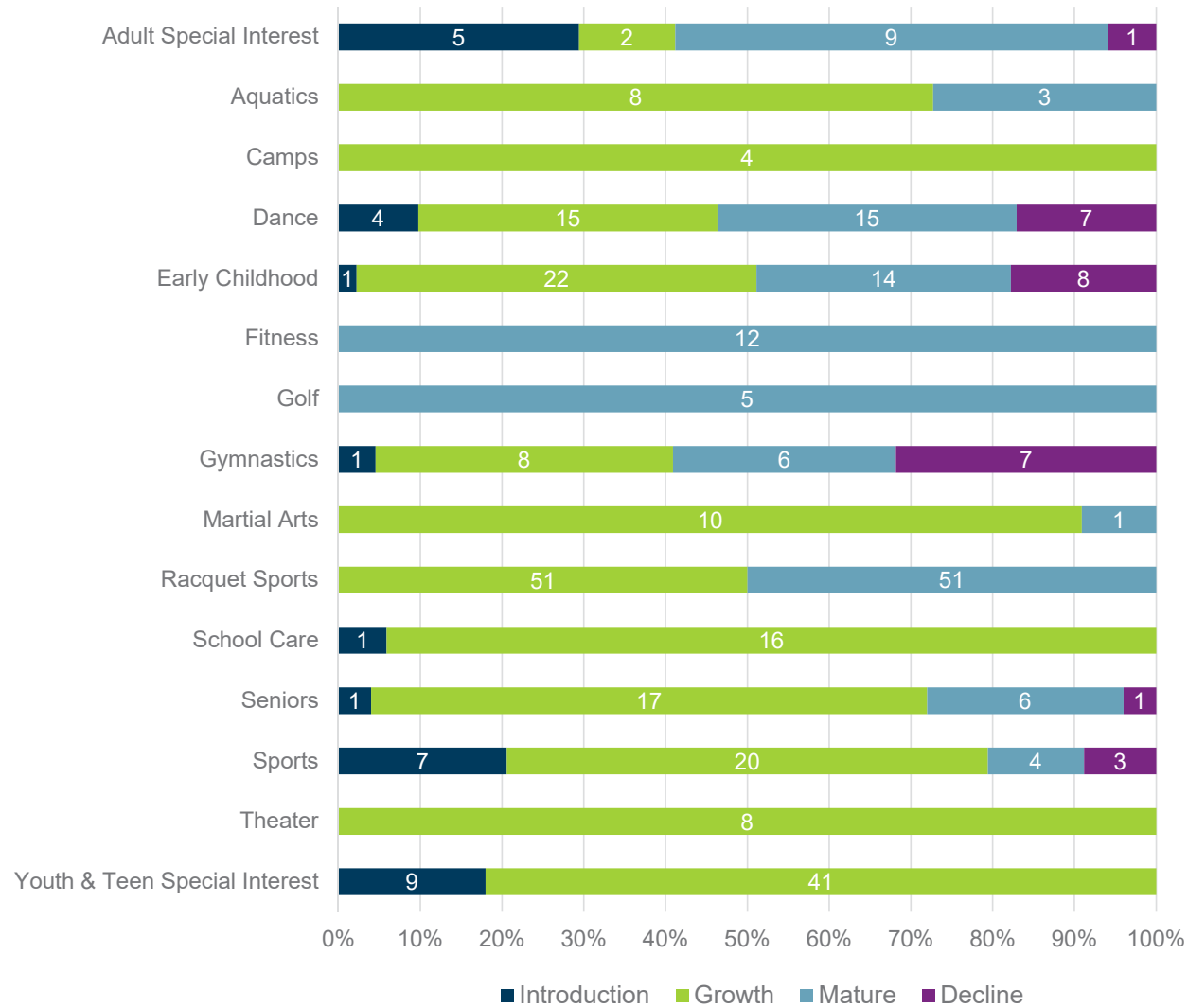


Life Cycle

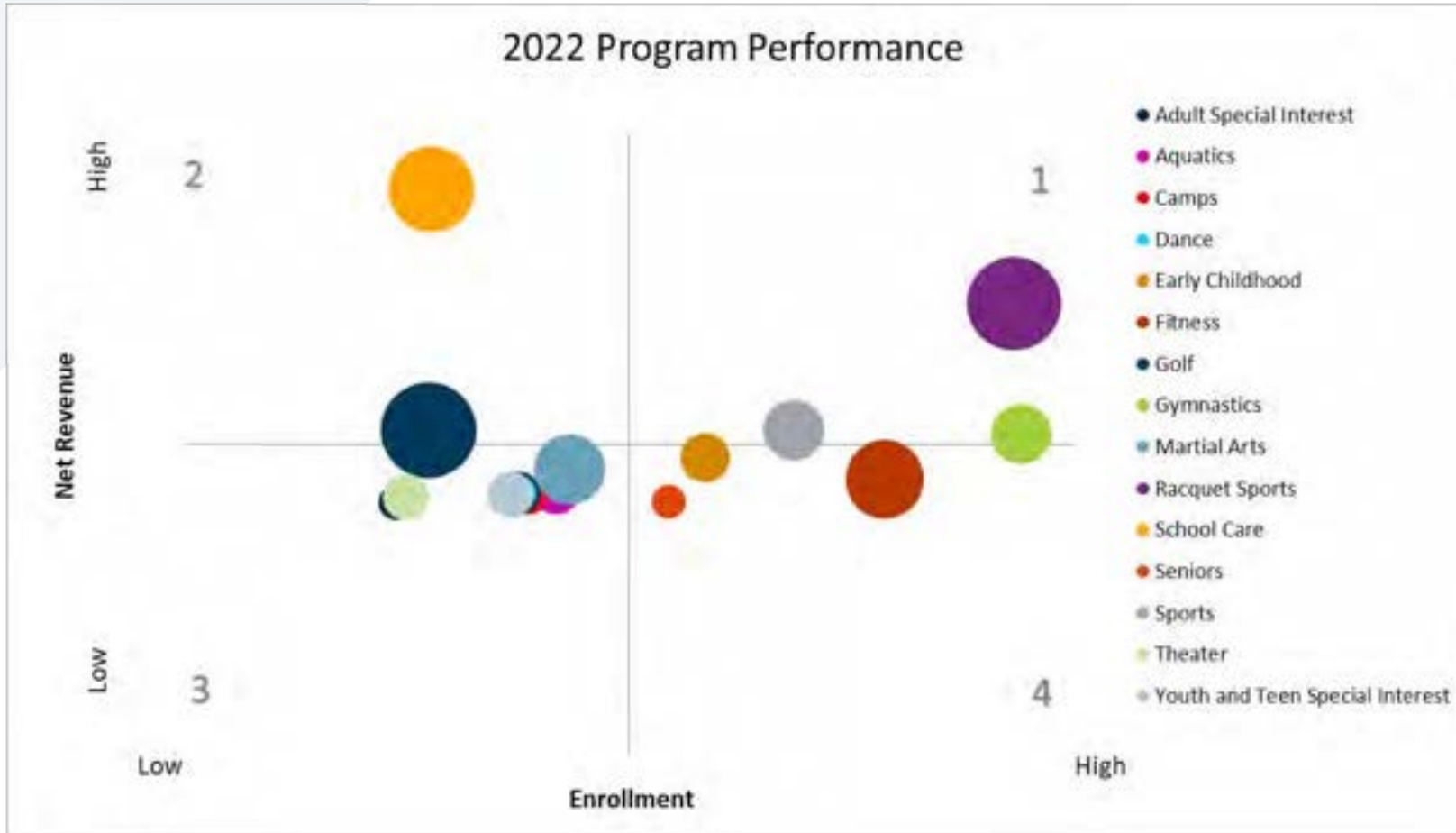
EPD Life Cycle of Programs by Stage



EPD Life Cycle Distribution of Programs by Category



Performance Matrix



Key findings and observations

Wide variety of programming for all ages.

High demand for programming – long wait lists in core program areas.

Community has a high sense of respect for programs and programming staff.

Registration is challenging but a new system is coming.

Preschool is highly regarded despite dated facilities.

Program availability is limited by indoor recreation space.

Programming staff are very aware of program success and program life cycle.

A consistent system is needed to evaluate programs.

Potential for waitlist process evaluation.





Parks and Facilities Assessments

Methodology

Observational site visits and general quality rating of all parks and facilities

+

GIS inventory mapping

+

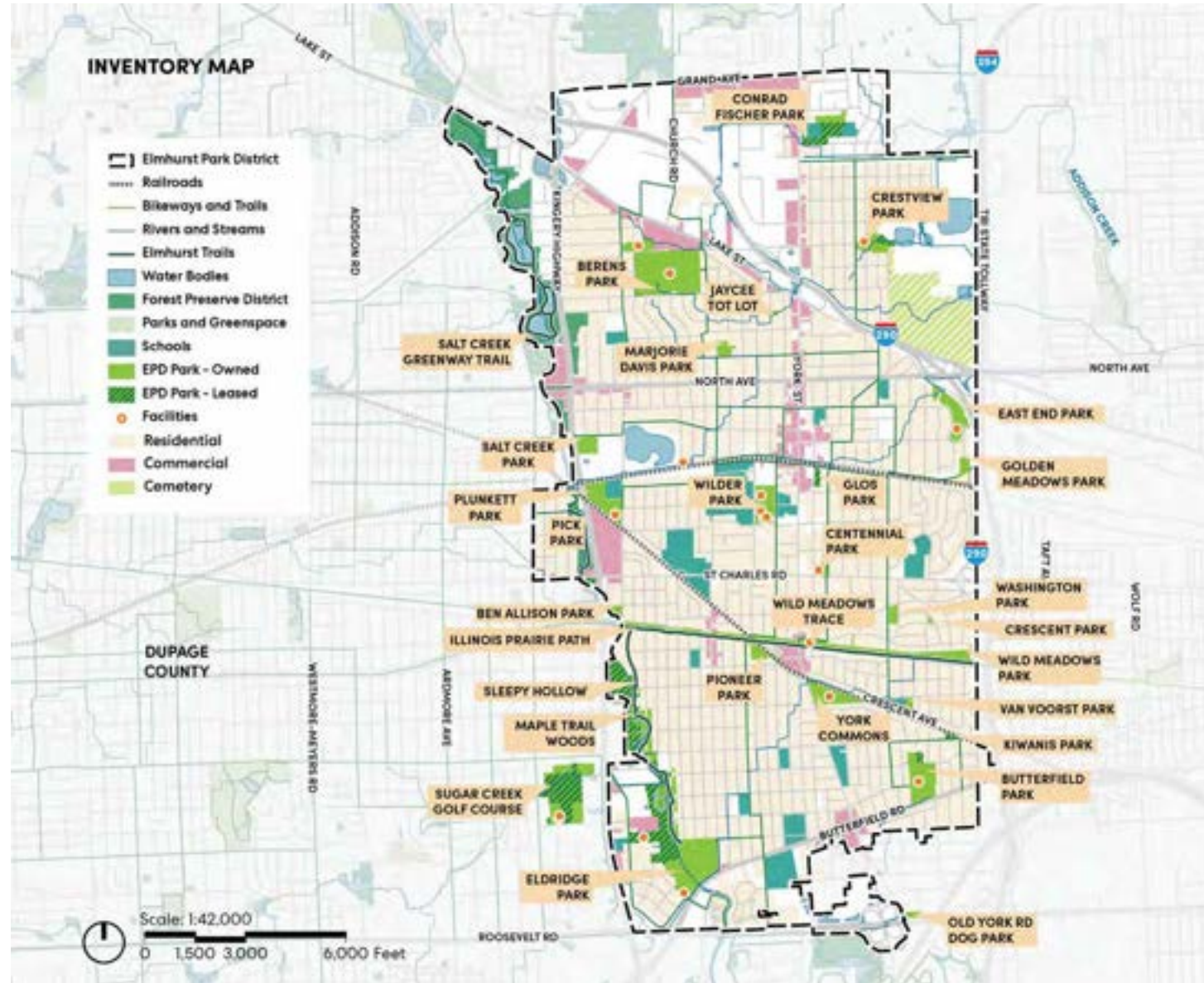
Level of Service analysis in comparison with national, state, and local benchmarks

+

Review of capital plans, budget documents, and Vision 2020 updates to understand investments made

+

Review of Vision 2020 document and EEP Phase 1 Engagement Summary



Park and Facility Observations

The Elmhurst Park District has an excellent array of well-maintained parks and facilities with diverse programming opportunities.

Many parks have new, exciting play equipment, while some older playgrounds need updates/replacements.

Generally, the sports fields are in good shape, with many featuring new or updated equipment (backstops). However, the fields could benefit from a closer look at their placement/alignment and relationship to the greater park in which they're located.

The approach to natural areas and linear parks could be improved to enhance neighborhood connections between park sites.



Community center functions take place in re-purposed buildings and spaces that impede functionality.

Pre-school facilities, while serviceable, have space, quality, and accessibility challenges.

The District has outgrown the maintenance facility and additional maintenance space is needed in other parts of the community.

Level of Service Assessment



Quantity

Do we have *enough* acres, amenities, facilities, and indoor program space for our community?



Quality

Do we have *the right type* of amenities and facilities that our community wants/needs?



Distribution

Does the community have *equitable access* to recreational opportunities?



Investment

Are we *investing equitably* in our parks and facilities?



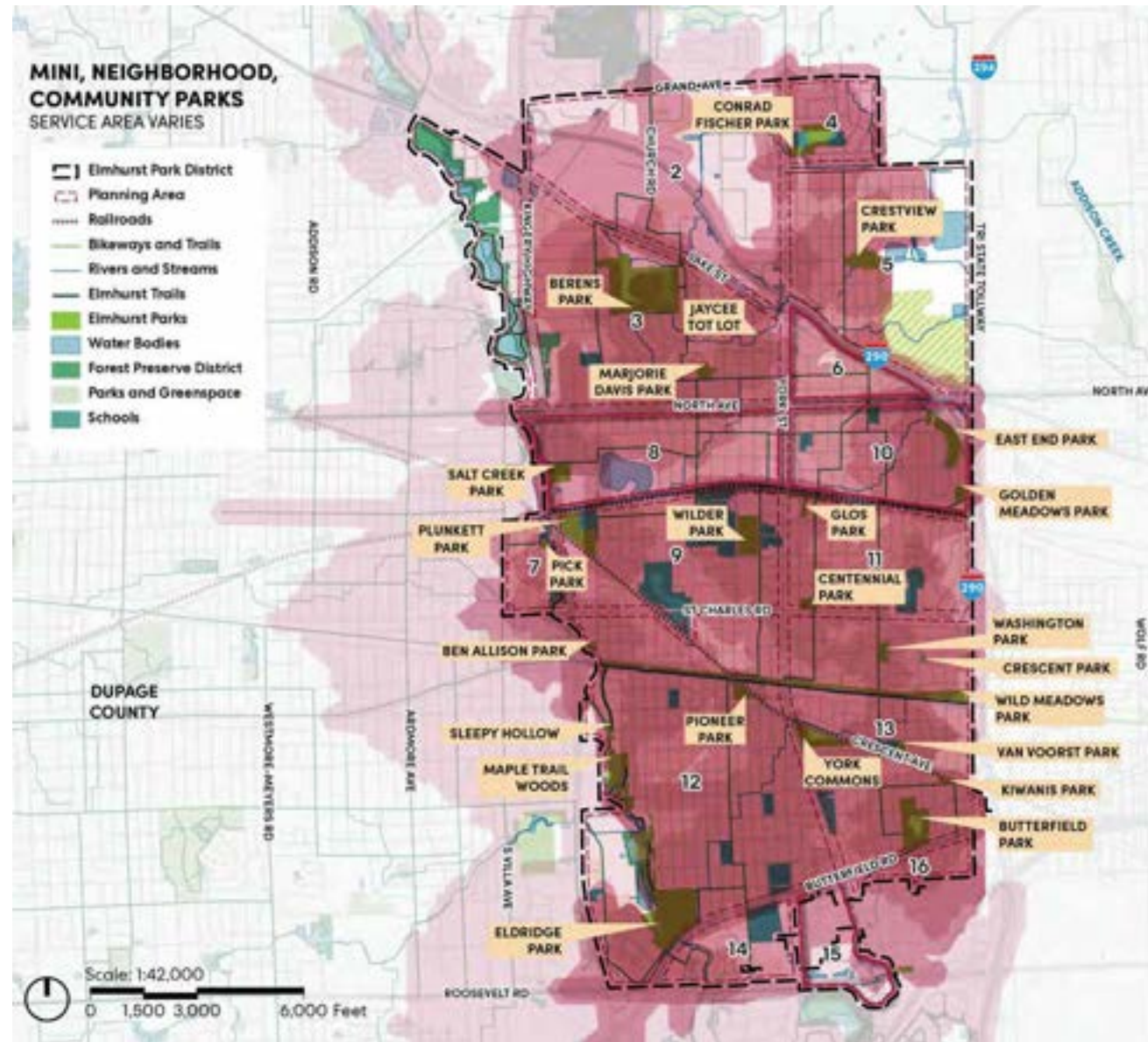
Benchmarks for level of service assessment are derived from a 2023 environmental scan of local peer park districts, the Illinois Statewide Open Space and Recreation Plan (SCORP), and the 2021 National Park and Recreation Association's Park Metrics Report for Midwest Agencies with populations of 40-50K.

Park Level of Service Assessment

The Elmhurst community, including park district, schools, forest preserve district, and open spaces, exceed overall acreage; Park District offerings are **deficient in Mini and Neighborhood parks acreage**.

In most planning areas, 100% of the population can access a park by car, but **walkable access is limited in planning areas 6, 8, 10, and 15**.

The District has a surplus of all key amenities according to national and state benchmarks but lags behind local competitors for **playgrounds, picnic shelters, and the condition of sports fields**.

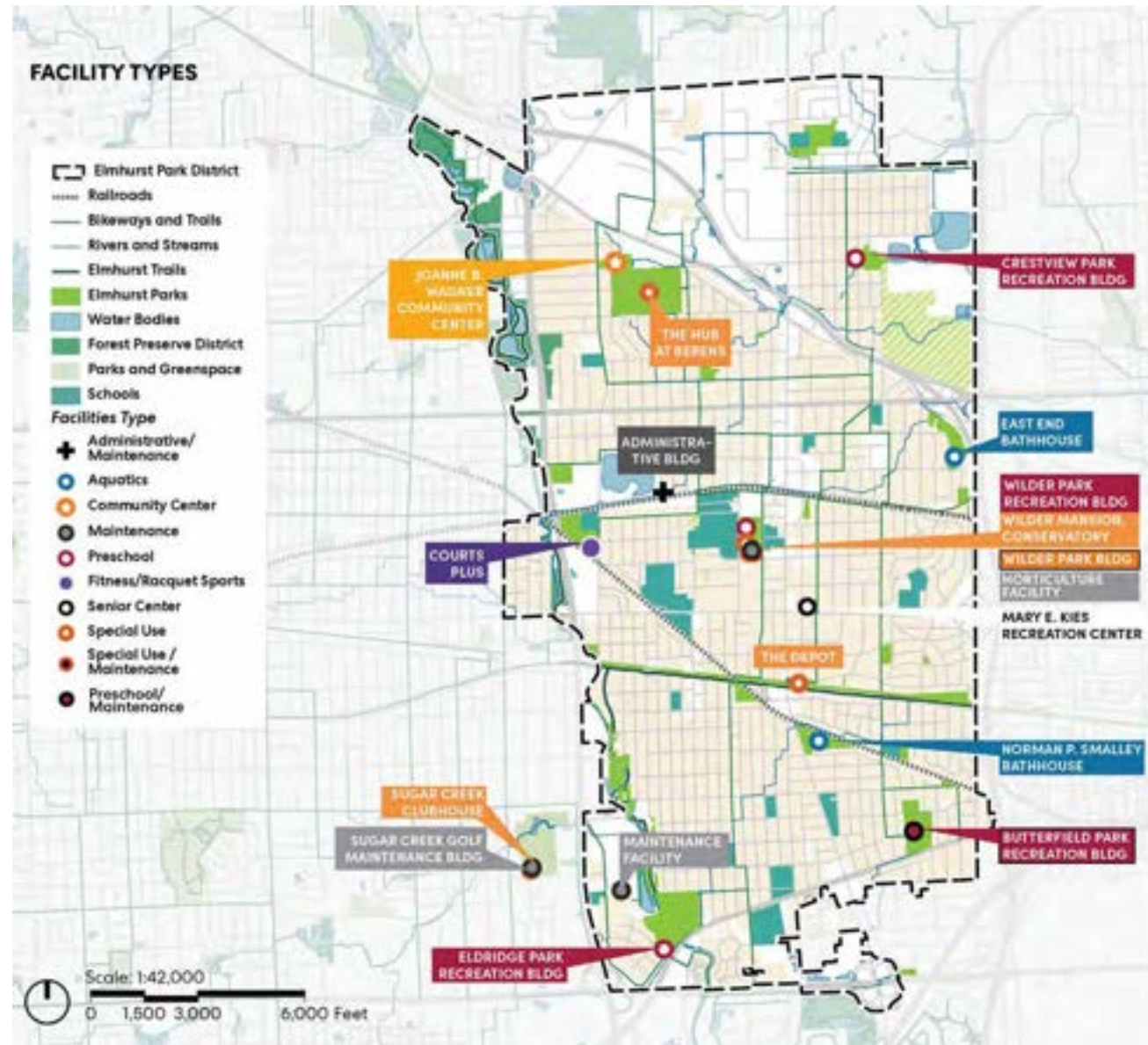


Facilities Level of Service Assessment

The Elmhurst Park District operates 19 facilities with over 200K square feet.

The facilities meet national benchmarks – there are six (6) indoor tennis courts and adequate preschool facilities to serve demand within the district. **There remains a deficiency in indoor recreation facilities with courts, running tracks, and gymnasiums.**

The largest investments made since 2017 have been toward **Courts Plus** and the **Mary E. Kies Recreation Center**. This aligns with community needs identified in Vision 2020.



Key Takeaways

Parks and Open Spaces

Acquisition opportunities should prioritize **Mini and Neighborhood Park-size sites**.

Planning Areas 6, 8, and 10 are **park acquisition priority areas**.

Priority amenities (thus far) appear to be **rectangular and diamond fields and pickleball courts**. While the District exceeds all benchmarks for field quantity, community input indicates a need for further study.

Opportunities exist to activate key underdeveloped park sites at **Crescent, Kiwanis, Sleepy Hollow, and Maple Trail Woods Park**.



Facilities

Since 2017, the District addressed a key community need – **a new Senior Center** that is centrally-located and easily accessible.

While exceeding benchmarks for square footage and the number of facilities, the **District's building spaces** do not align with community program needs.

Indoor sports and recreation space remains a high priority for the community.



Organizational Assessment

Culture Survey

Methodology

- ▲ 13-question survey
- ▲ Employment status
- ▲ Length of tenure with the District
- ▲ Department
- ▲ Likert scale
- ▲ Open ended questions

Preview:

- Staff positively ranked all but one of the 33 statements
- 32 of the 33 statements received a 50% or higher agree and/or strongly agree response
- Some statements, such as we have a safe work environment, received a 92% agree or strongly agree response



Culture Survey

Status	Employees	Respondents	Response Rate
Full-time	73	63	86%
Part-time	378	101	27%
Summer Seasonal	243	51	21%
<i>Total</i>	<i>694*</i>	<i>215</i>	<i>31%</i>

31%
Response Rate



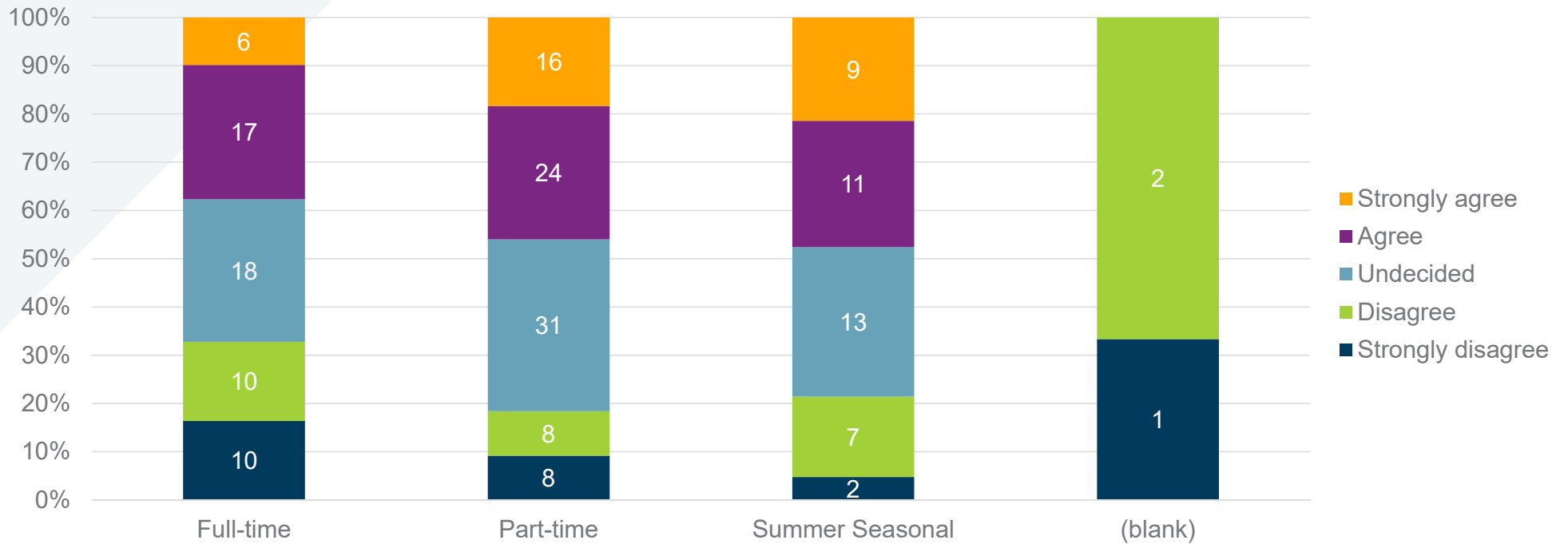
**As of early August 2023*

Culture Survey

Culture:	<p>The strongest level of agreement was with the following statement: “We have a safe work environment” (92% agreed and strongly agreed).</p>
Recognition and Feedback:	<p>Most respondents (93%) affirmed knowing what is expected of them at work.</p>
Career Advancement, Training, and Development:	<p>Nearly 25% of respondents did not feel the process for career advancement/promotion is transparent for all employees.</p>
Teamwork, Collaboration, and Customer Service:	<p>The statement, “My coworkers treat me and each other with respect” had the highest number of respondents (93) who strongly agreed (of all survey questions)</p>
Diversity, Equity, Inclusion, and Belonging:	<p>Feeling comfortable reporting something wrong at work received the highest weighted average (4.1) score.</p>
Communications:	<p>Respondents felt the most informed about District news, future plans, and operations (83%) agreed and strongly agreed.</p>
Resources and Operations:	<p>Most respondents (84%) agreed or strongly agreed that they had the materials and equipment they needed.</p>

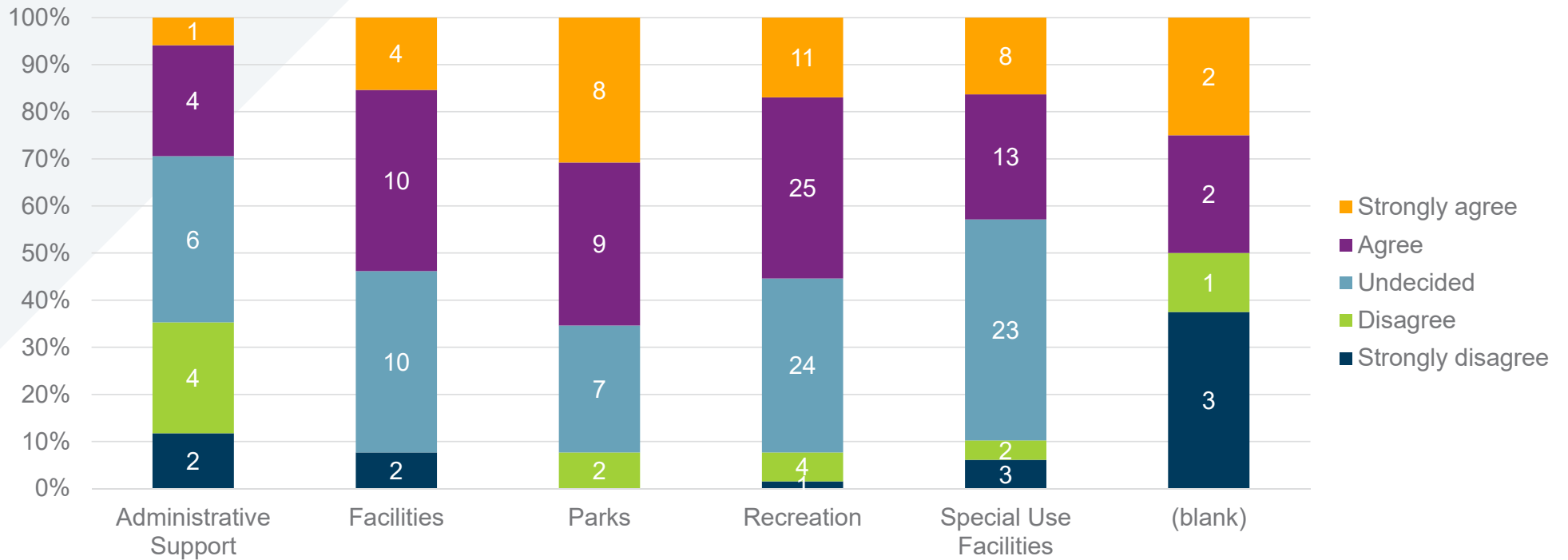
Culture Survey Crosstabs

Career advancement process is transparent, by Employment Status



Culture Survey Crosstabs

Communication Between Departments is Effective, by Department



Organizational Assessment

Observations

- ▲ Staffing levels close to 2017
- ▲ Flat reporting structure in senior leadership
- ▲ Use of Bamboo HR beneficial

Opportunities

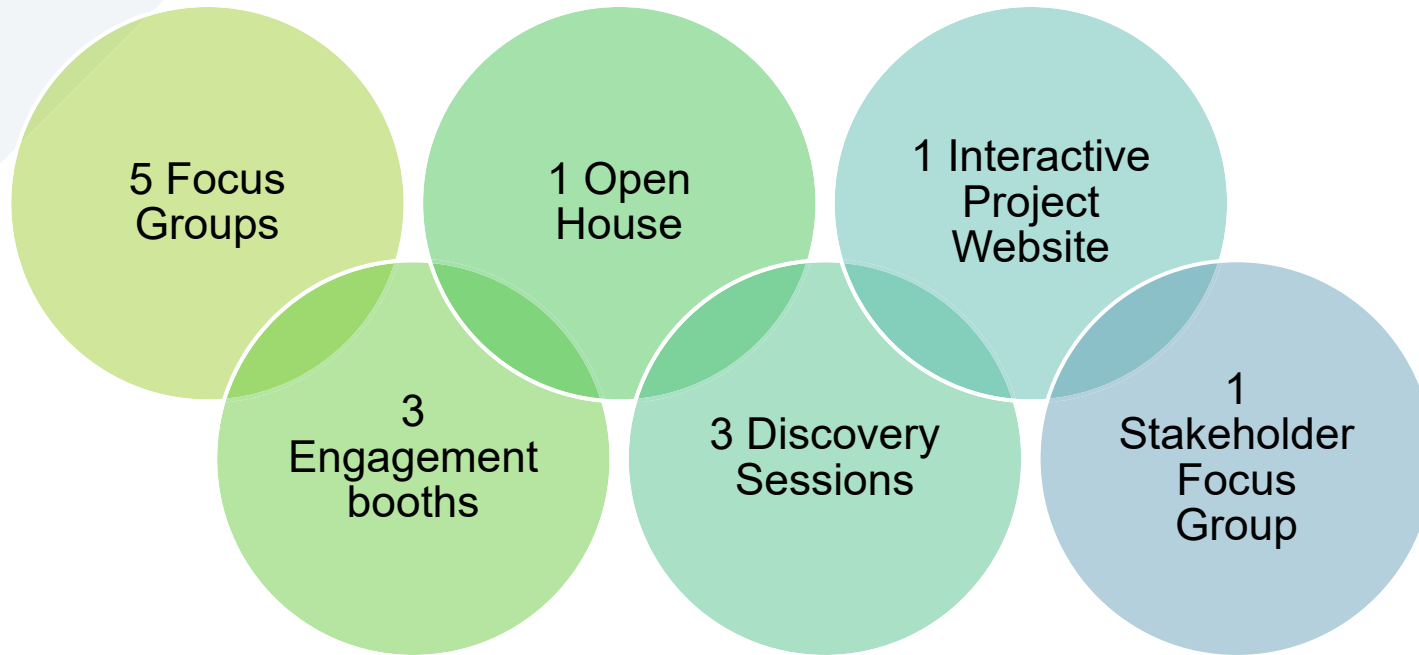
- ▲ Events
- ▲ Rentals
- ▲ Marketing
- ▲ Monitor Risk/Safety staffing levels
- ▲ Formalized succession planning for Division managers, Supervisors





Phase 1 Community Engagement

Engagement Summary



Pop-Up Booths and Open House

June 2023

Key Results

- ▲ Public Awareness Campaign
- ▲ Individual Conversations
- ▲ Comment Card Feedback
- ▲ Interactive Feedback





Interactive Website

June 2023

Online Engagement by the Numbers

15,838 Site Visits

2,855 Unique Users

269 Ideas Wall Comments

14 Survey Responses (non-users)

332 Map Comments



Ideas Wall

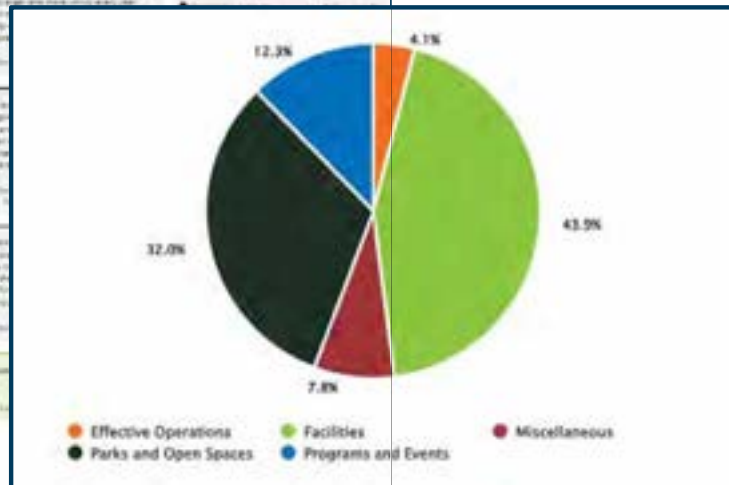
More with us about...

- Facilities
- Programs and Events
- Effective Operations
- Parks and Open Spaces
- Miscellaneous

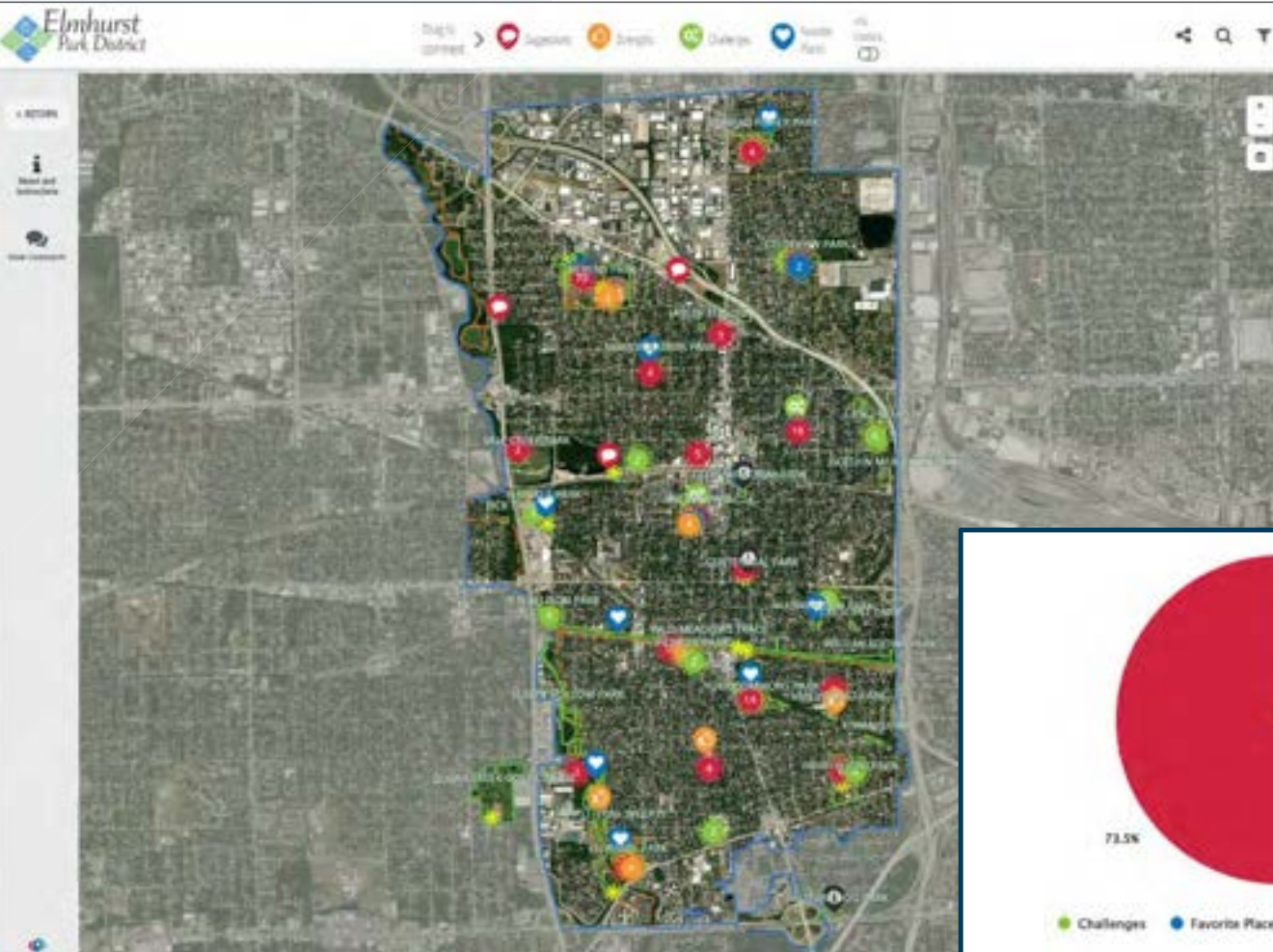
There are 269 comments on the Ideas Wall, categorized by topic. The comments include:

- Facilities:** "I think it's a good idea to have a 'park' area in the center of the city... with a lot of green space and a playground." (Comment 1)
- Programs and Events:** "I would like to see more events and programs for the community... like a 'park' day or a 'green' festival." (Comment 2)
- Effective Operations:** "I think it's important to have a 'park' area in the center of the city... with a lot of green space and a playground." (Comment 3)
- Parks and Open Spaces:** "I would like to see more events and programs for the community... like a 'park' day or a 'green' festival." (Comment 4)
- Miscellaneous:** "I think it's important to have a 'park' area in the center of the city... with a lot of green space and a playground." (Comment 5)

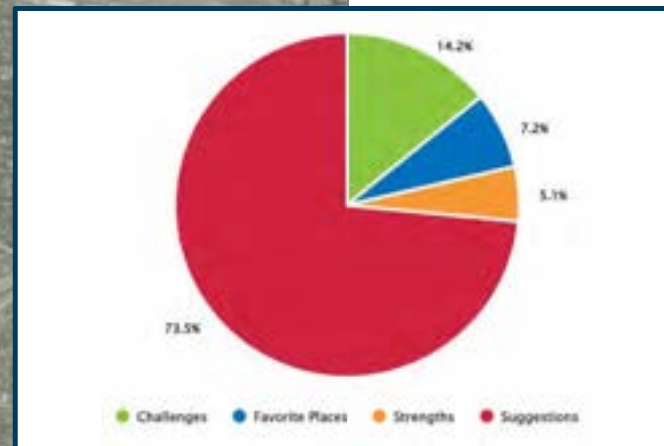
- 269 Comments
 - 44% Facilities
 - 32% Parks and Open Space



Interactive Map



- ▲ 2,932 Visits
- ▲ 332 Map Comments
 - 244 suggestions



Phase 1 Engagement Key Opportunities

Findings Inform Survey Development

Outdoor
(permanent)
restrooms

Upgrade
outdated facilities

New recreation
center for sports,
winter recreation
location

Loved variety of
programs; need
more childcare

Sport field
quantity and
quality

More frequent
playground
replacement
desired



Elevate Elmhurst Parks - Parks and Recreation Needs Assessment

Your input is critical to help the Elmhurst Park District determine park and recreation needs. This survey will take 12-15 minutes to complete. When you are finished, please return the enclosed postage-paid, return-reply envelope, or complete it online at www.elmhurst.org.

1. Please keep ALL members of your household in mind, including yourself, how many people in your household are...

Under age 5: <input type="text"/>	Ages 15-19: <input type="text"/>	Ages 35-44: <input type="text"/>
Ages 5-9: <input type="text"/>	Ages 20-24: <input type="text"/>	Ages 45-54: <input type="text"/>
Ages 10-14: <input type="text"/>	Ages 25-34: <input type="text"/>	Ages 55-64: <input type="text"/>

2. Have you or other members of your household participated in any programs or activities sponsored by the Elmhurst Park District during the past 12 months?

(1) Yes [Answer Q2a-c.] (2) No

2a. How many different recreation programs or activities does your household participate in?

(1) 1 program/activity
 (2) 2-3 programs/activities
 (3) 4-6 programs/activities

2b. Which THP program or activity did you participate in?

[Write in the space provided]

Community Needs Survey

Methodology

ETC Institute, Inc.

Description

- Six-page survey

Method of Administration

- By mail and online to a random sample of District households
- Completed in approximately 15-18 minutes

Sample Size

- 401 completed surveys

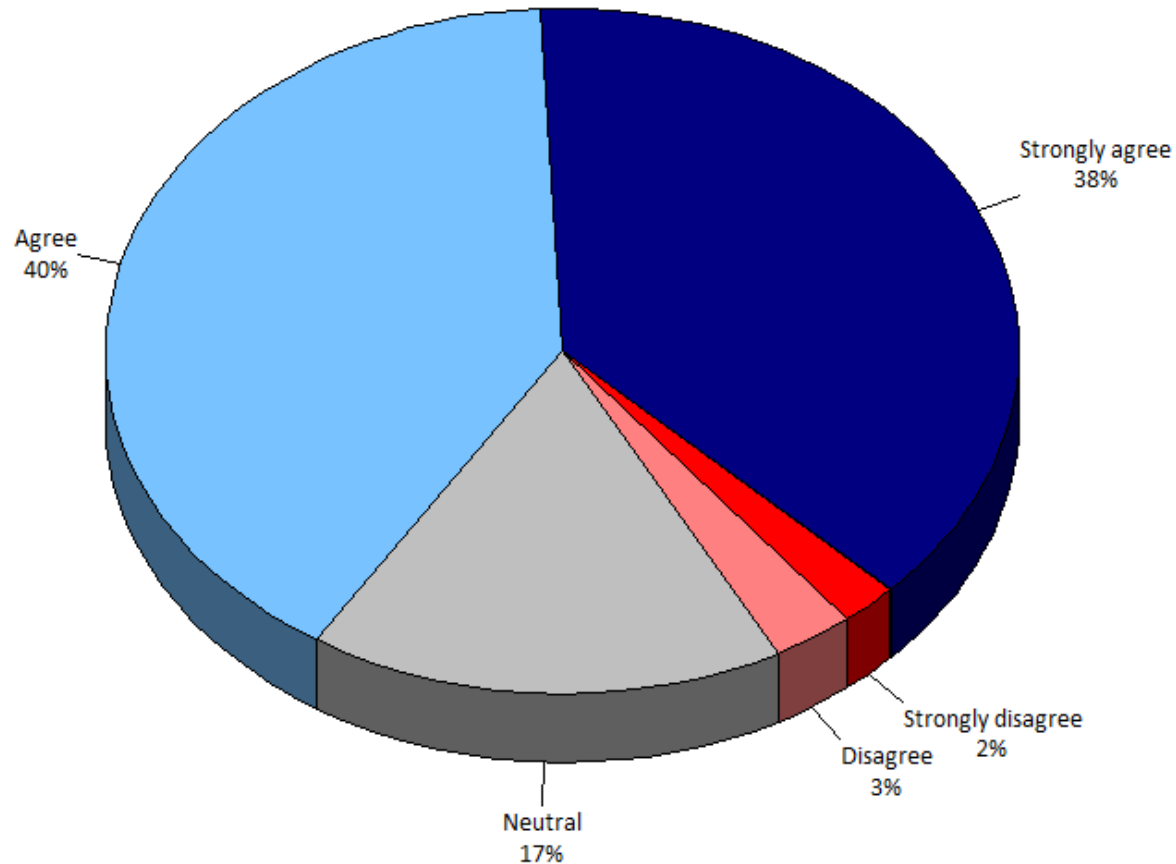
Margin of Error

- +/- 4.8% at the 95% level of confidence



Q4. Please rate your level of agreement with the following statement: I feel welcome and included at the Elmhurst Park District.

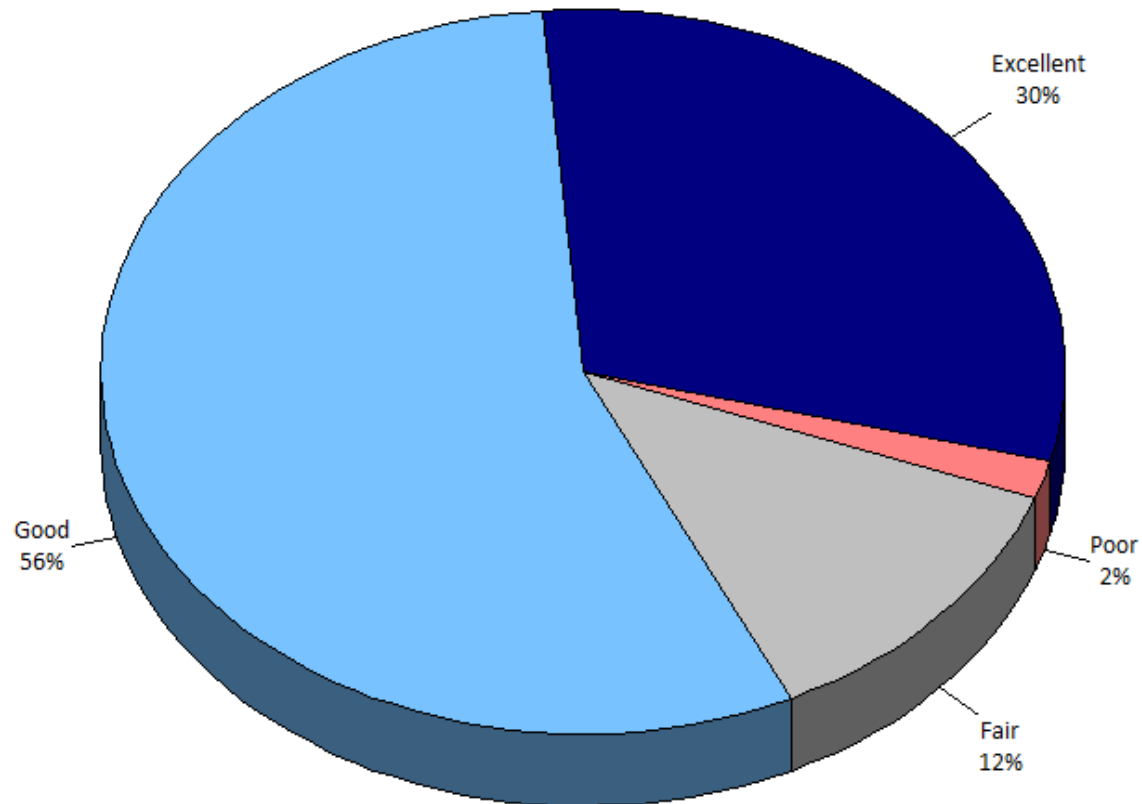
by percentage of respondents (excluding "don't know")



Overall, most respondents indicated they feel welcomed and included at the Elmhurst Park District

Q2c. Overall, how would you rate the quality of recreation programs or activities you or members of your household have participated in during the past 12 months?

by percentage of respondents (excluding "not provided")



Nationally, 79% of respondents rate programs as "excellent" or "good"

Quality and Condition Ratings

Percent “Excellent” or “Good”

Programs

- 30% Excellent
- 56% Good

Parks and Trails

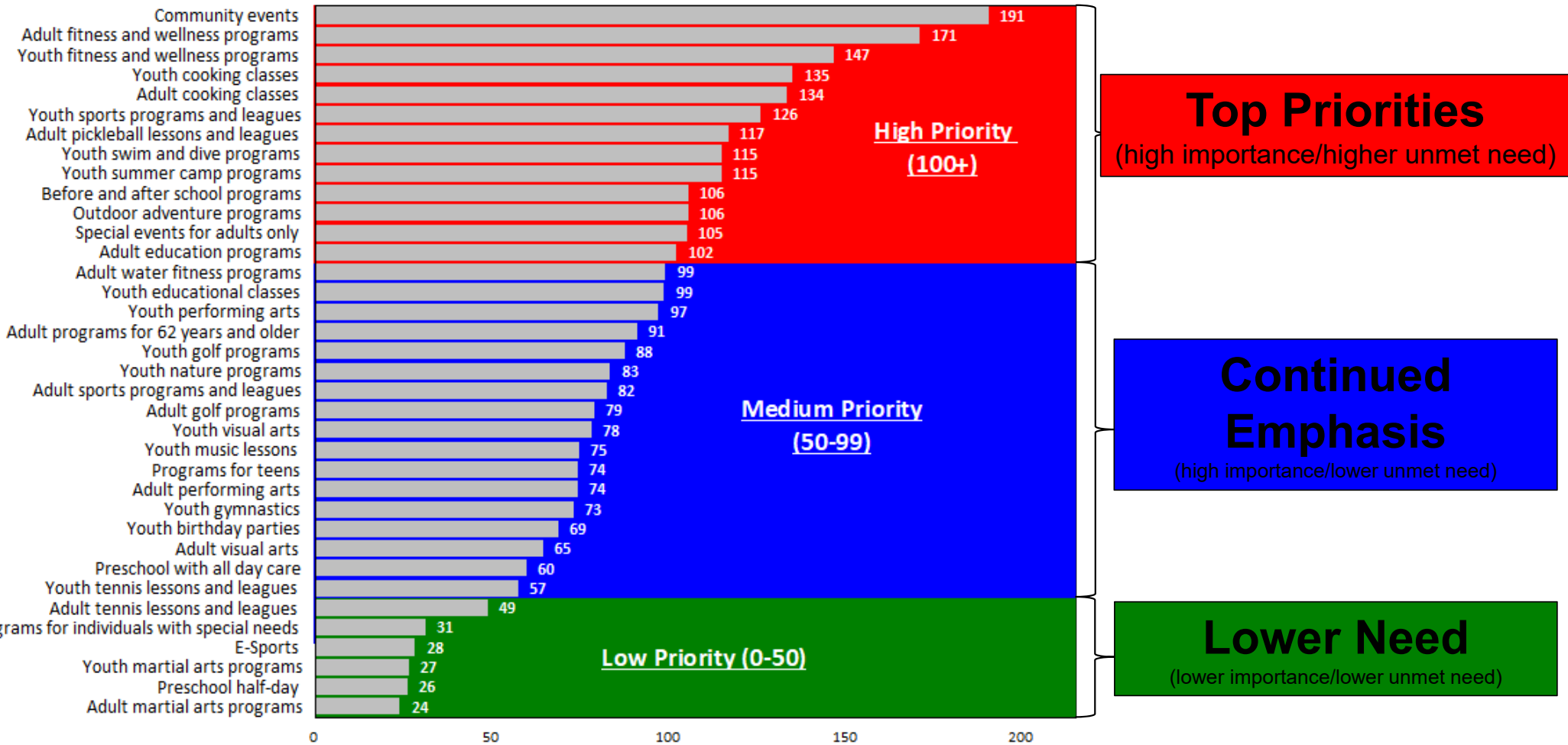
- 96% Centennial Park
- 90% Butterfield Park
- 90% Wilder Park

Facilities

- 91% Wilder Park Conservatory
- 90% Wilder Mansion
- 87% Mary E. Kies Rec Center



Top Priorities for Investment for Programs Based on Priority Investment Rating

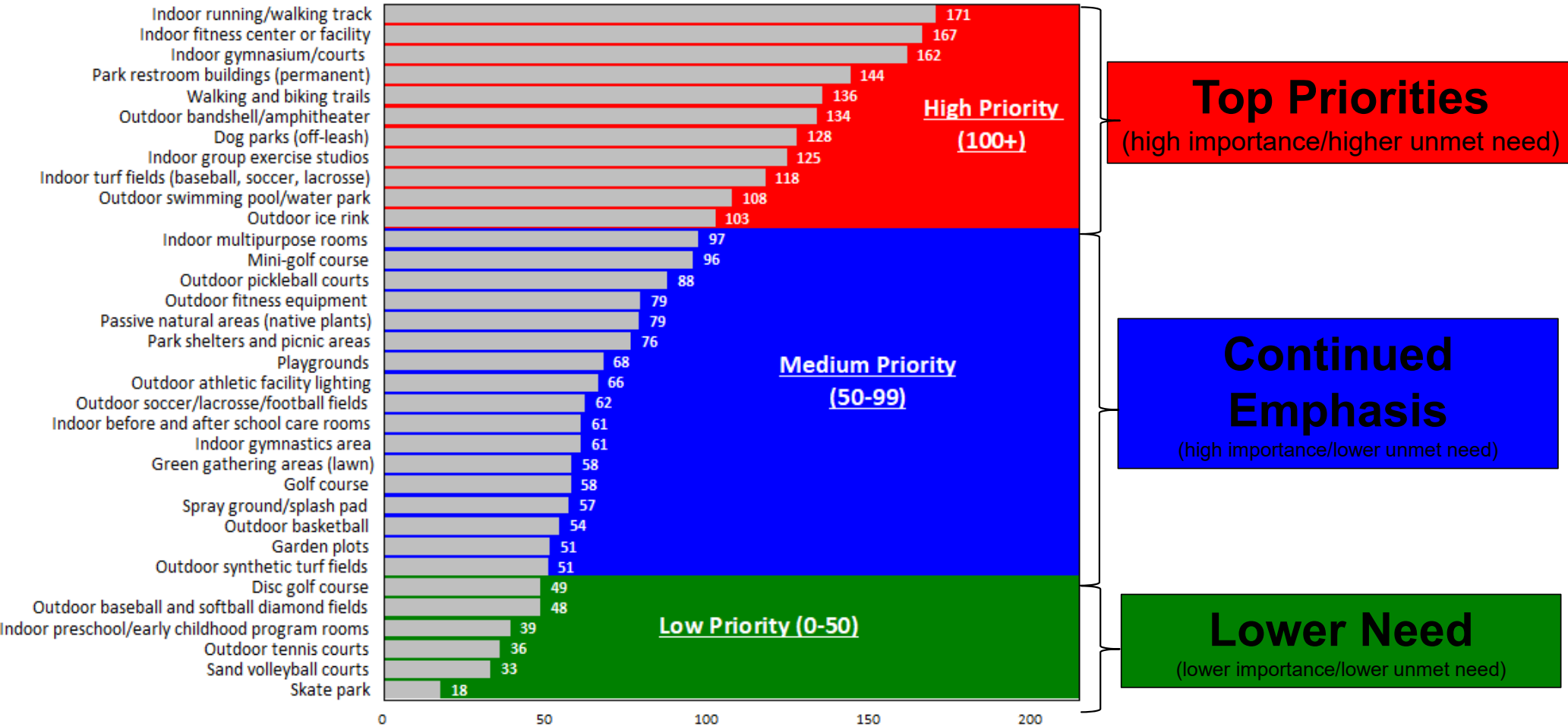


Top Priorities
(high importance/higher unmet need)

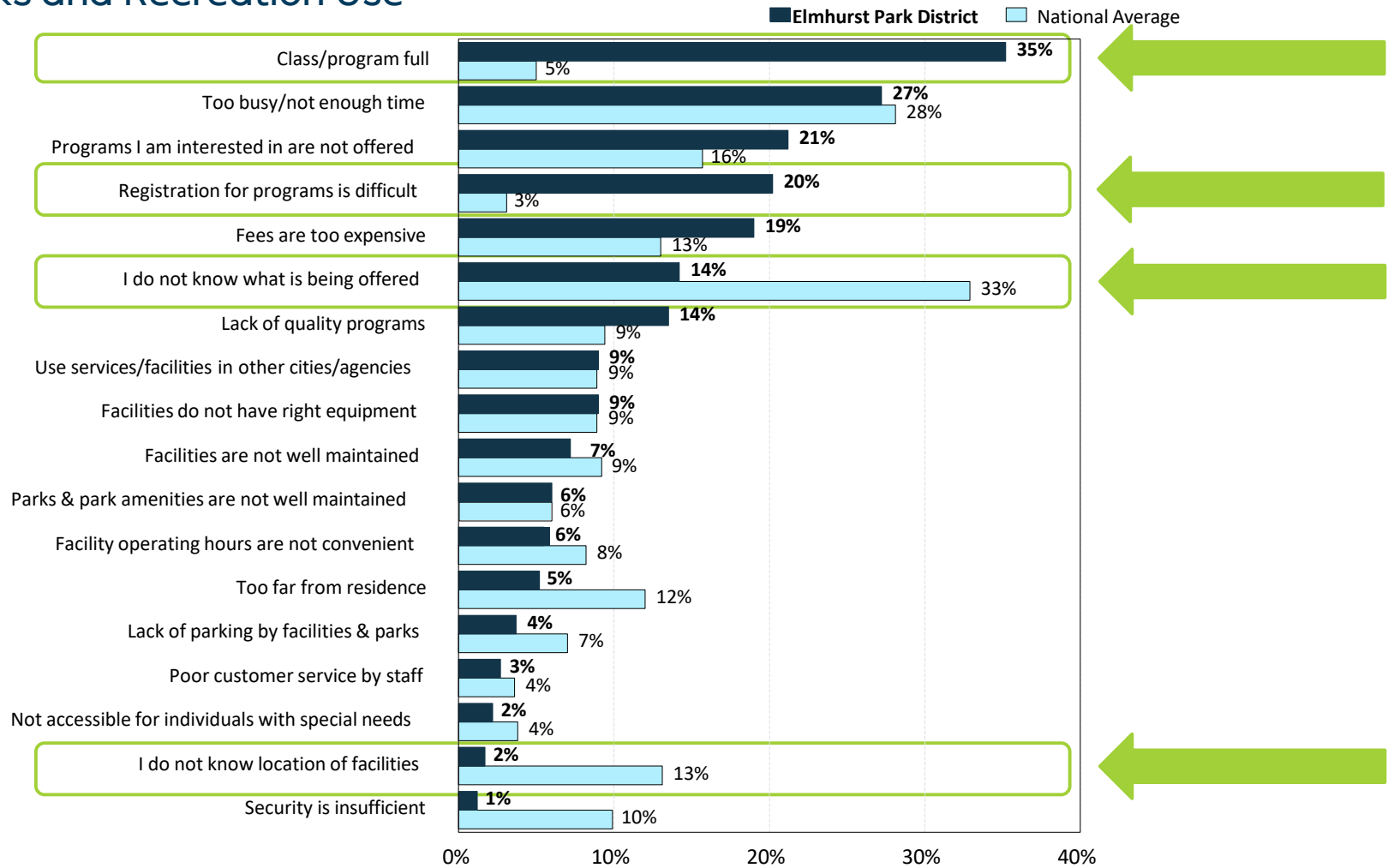
Continued Emphasis
(high importance/lower unmet need)

Lower Need
(lower importance/lower unmet need)

Top Priorities for Investment for Indoor/Outdoor Facilities Based on Priority Investment Rating



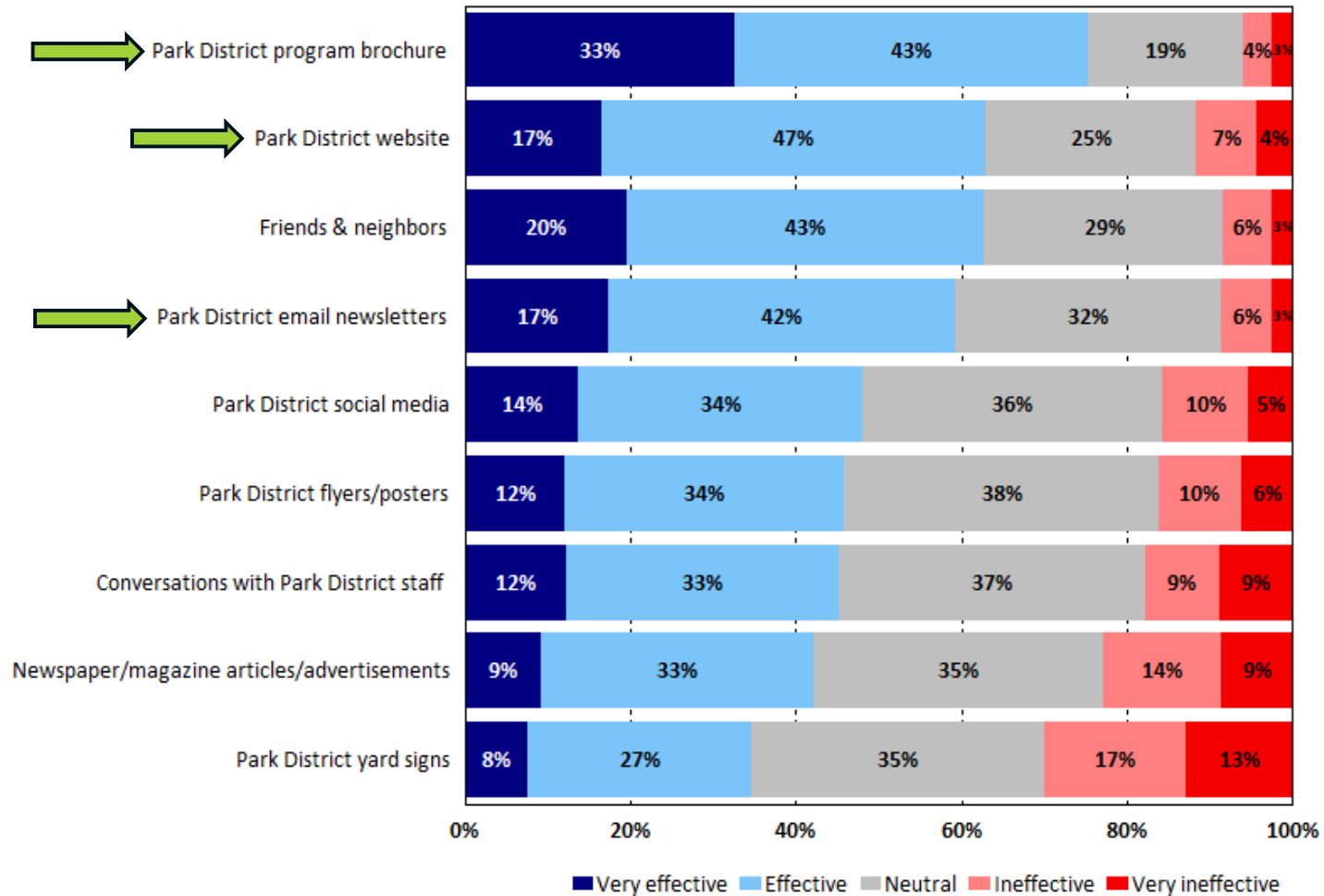
Barriers to Parks and Recreation Use



Benchmarking can help provide additional context to the ratings received

Q11. Rating Effectiveness of Information Sources

by percentage of respondents (excluding "not applicable")



The highlighted items are the information sources respondents prefer the most

Respondent Sentiment

Tax Value

- 66% feel their taxes are good or excellent value
- 23% Fair
- 11% Poor

Willingness to Pay Additional Taxes Via Referendum

- 62% Less than \$50
- 14% \$200+
- 13% \$100-\$149

Vote in Favor?

- 35% Yes
- 28% Maybe
- 20% Not Sure
- 17% No



Survey Key Findings

- ▲ 78% feel welcome
- ▲ High program participation rate (61%) compared to national data (32%)
- ▲ The primary reasons respondents participate in programs include the location of the facility (62%) and the time of the program (52%)
- ▲ Respondents know what is offered and know where to go but cannot participate due to difficult registration – and most importantly – lack of space
- ▲ Brochure and website are most effective and most preferred information sources
- ▲ Mixed sentiment on support for paying additional taxes through a referendum





Next Steps

What's Next?



Board Visioning Workshop

Staff Team Visioning Workshop 1

Steering Committee Visioning Workshop

Staff Team Visioning Workshop 2

Strategy and Action Plan Refinement

Phase 3 Public Engagement



Questions?

F4. Verbatim Community Feedback

F4.1. Comment Cards

Comment	Event
water park (with drawing)	PrideFest, June 24, 2023
Pickleball Indoor tournaments for pickleball, on dedicated courts Place a tent over Berens for pickleball	PrideFest, June 24, 2023
Later hours at Courts Plus on summer Sat & Sundays	PrideFest, June 24, 2023
Another tier swing at Berens Park Small pool Pools should be open everyday from Memorial Day to Labor Day. There are many hot days in August that we miss because the kids are back in school.	Open House, June 20, 2023
Bigger playground , access to restrooms at Crestview Park	Open House, June 20, 2023
Butterfly garden small dog park waterfall in the butterfly garden	Open House, June 20, 2023
Bigger sports facility Year round pool Wagner remodel more summer camps and more classes during the year	Open House, June 20, 2023
More park district programs/classes in southern Elmhurst. Many of the programs are at Wagner and would love to see them spread out across the city Outdoor Hockey Rink - maybe at Majorie Davis where gardens are Pool pass holders get in free or discount to splash pad. Splash pad is very expensive Also, why are the pool passes so expensive? Cost has gone up \$10 in two years.	Open House, June 20, 2023
Security at doors for Wagner Center, similar to school district	Open House, June 20, 2023
I have heard a lot of comments about turf and upgrading fields. My athletes are younger but I strongly disagree with more turf. From an environmental stand point the turf is not needed. One value of the parks is the positive impact on the environment & the turf takes away from that. I do agree w/updating the fields but not w/turf.	Open House, June 20, 2023

Comment	Event
Please give attention to our soccer fields. The grass is terrible. Oakbrook polo fields are a great example. Thank you.	Movie in Park, June 16, 2023
Make sure there's less trash laying around (littering)	Movie in Park, June 16, 2023
Play Zoo	Movie in Park, June 16, 2023
Talent show in the park Sports camps Cooking classes	Movie in Park, June 16, 2023
Art and sewing classes	Movie in Park, June 16, 2023
Monkey bars at Pioneer Park Please!	Movie in Park, June 16, 2023
Pioneer Park: more swings, tire swing, monkey bars, No sand, slides; for little kids and bigger kids dog area	Movie in Park, June 16, 2023
slide into pool	Movie in Park, June 16, 2023
[drawing of slide]	Movie in Park, June 16, 2023
[drawing of slide and monkey bars with swing]	Movie in Park, June 16, 2023
Either creating a new park that is fenced in or placing a fence around an existing park so that it makes it easier to track small kids (multiples) at the park	Open House, November 23, 2023
Keep Smalley Pool open later a night. Also keep pools open on weekdays until Labor Day.	Open House, November 23, 2023
East End Pool hours to be extended - especially on weekends - open after 4 pm weekdays when school opens in August	Open House, November 23, 2023
BANDSHELL where Lizzadro Museum stood upgrade the Glos Park extension - very skimpy - looks pathetic	Open House, November 23, 2023
Please look into either creating more parking spots at Courts Plus or establishing a closer relationship with IC so during football season, Courts Plus members can still park to workout.	Open House, November 23, 2023

Comment	Event
Improve Berens/overall Elmhurst Tennis Courts	Open House, November 23, 2023
We would love for the Park District to engage in some agreement that allows for the space in priority Area 10 to remain green. Thank you for all you do! Suggestions for the space: -small neighborhood gatherings; - tree climbing class for kids	Open House, November 23, 2023
Please Please more outdoor pickleball courts!	Open House, November 23, 2023
Stop with dark colored slides, they get too hot; - more shade on playgrounds; stop cutting down trees to build playground, build around the free shade (trees); more baby/toddler playgrounds, they are the ones without school	Open House, November 23, 2023
Pool temperature is great and pool is very clean at Courts Plus	Open House, November 23, 2023
Walking into Kies is too long, hard in the winter and bad weather	Open House, November 23, 2023
Recently went to Swallow Cliff stairs and really wished there was a place closer to Elmhurst that used our elevation in the same way. Could we build stairs on the back of Eldridge snow hill. I like Prairie Path but its so flat. Want to walk the stairs!	Open House, November 23, 2023
Hard to find available Courts Plus fitness equipment during busy times or not enough or down because of repairs; could outdoor terrace/sunbathing area be used for something else; expand bldg (Courts Plus)	Open House, November 23, 2023
At KRC, raise toilet paper dispensers; shorten parking lot bumpers	Open House, November 23, 2023
Save the Green space - Don't take, it away!	Open House, November 23, 2023
I would like to see the open green space in Priority Area 10 preserved as green open space. Please work with COE on an intergovernmental agreement to keep this space open and beautiful. Thank you!	Open House, November 23, 2023
Crestview Park: Add a trail around perimeter (w/fitness stations); base of sled hill floods	Open House, November 23, 2023

F4.2. Email Submissions

Date	Contact Method	Original Feedback
6/12/2023	Email	<p>This is a well needed change and investment in the community. My son and daughter play travel soccer and baseball for local Elmhurst teams. We are significantly behind our neighboring communities when it comes to our soccer and baseball fields. Are there plans to put in turf soccer fields and lights at Berens or Eldridge Park? Will there be a renovation of Berens Park Baseball fields? The current soccer fields are embarrassing. They are essentially random plots of grass and weeds (sometimes on a hill) with massive amounts of dirt patches all over the fields, leaving in some places unsafe conditions. They are infrequently mowed and not maintained. They are further beaten up by unsanctioned adult leagues that play on the open fields. You cant make a pass without it running through a patch of dirt and rocks. The kids come home with their knees and legs torn up from the fields. If the park district is unable or unwilling to maintain the fields, I recommend making the investment in turf fields that would require less regular maintenance. While not all the fields can be turf, an increased number of turf fields and new well-maintained grass fields for all the children between 7-12 years old will provide an opportunity for all the kids to have a safe and competitive experience that approaches our neighboring communities and matches the expectations for a high income and highly taxed community like Elmhurst. I would advise you visit some of the other communities so you can appreciate how far behind our facilities are from our peer group.</p>
6/12/2023	email	<p>Hi EPD, We use the sand courts weekly and love playing there. Last week the lights never came on. We played until 845 pm and they did not come on. We usually play until 9 or 10 pm weather permitting. Will the lights be turning on soon? Also would it be possible to add more sand? Certain areas are so thin with sand, you feel the hard surface under. Thank you so much, a grateful Elmhurst Resident ☺☺</p>
6/13/2023	email	<p>We have children in EBSL and the baseball/softball fiends in town are lacking!!!!!! Specifically fields more south. Some examples - east end, Plunket, York Commons, Butterfield, Washington, elderidge.</p>

Date	Contact Method	Original Feedback
6/16/2023	email	As a father of 2 active boys in sports in Elmhurst, I am frequently left wondering why our facilities are not comparable to those of surrounding suburbs with equal or even lower tax bases. The soccer/ lacrosse fields are ungraded hills! The baseball fields at Bergen’s are an embarrassment and there is no shelter for parents/families. Please consider grading and leveling the fields! Fix Berens baseball diamonds. Add turf and lights! These improvements are very important to the fabric of Elmhurst culture! We are a sporting community!
6/19/2023	email	When are you guys going to add a wiffle ball field
6/17/2023	email	Hi! Unfortunately, I cannot attend the community meeting on Tuesday, June 20. I would like to suggest an outdoor concert venue at the old Lizzadro museum site. I have a video of a similar layout that I saw at a park in Columbus, Ohio. I hope you consider this idea in your planning. Thank you!
6/24/2023	Email	I do not feel it is appropriate to have a booth, sponsor, or participate in any manor at the June 24th Elmhurst Pride event sponsored and hosted by the Elmhurst Presbyterian Church or any other local church events. Doesn’t this open up the park district to legal problems?
6/21/2023	email	<p>understand the park district is looking for feedback. I wanted to share my thoughts, but am unable to attend the focus sessions. I hope this helps!</p> <p>My family moved to Elmhurst last summer, expecting that we were moving into a family friendly community. I love that most adults here are educated professionals, like us. While we love it here in most aspects, we’ve realized the community is only family friendly if a spouse (usually wife) isn’t working. I am sincerely confused, since we moved to a progressive, educated community.</p> <p>The waitlists tell a story: There are a large number of tax-paying families who want/ need a safe place for their children while we are at work. My kids were waitlisted #29 and #30 for Rec Station before school even started. That’s an indication more staff and space is needed.</p>

Date	Contact Method	Original Feedback
6/21/2023 (cont.)	email	<p>(continued...)</p> <p>It's so frustrating to pay taxes, so other people's kids can have those essential services, while my family has to scrounge around looking for care. We're new to the community, so finding someone we can trust with our kids has been another huge hurdle that would have been avoided if the park district focused on essential services first.</p> <p>I asked the Elmhurst Mom's page what they do when they can't get into Rec Station or get into the all-day summer care. No one had a helpful answer. Some answers were: "Cry." "Don't depend on them." "Try the YMCA, but that's hard to get into, too." "Hire a nanny" "Quit your job."</p> <p>I don't need all of the specialized activities the park district offers. They're cool, fabulously done, but not essential. Please put my tax dollars towards what the community needs to function for professional parents before the other activities.</p> <p>I did manage to get one kid into Funseekers this summer. It's been an incredible experience. He loves it and he's learning so much. The staff has been amazing. But sign up was beyond stressful and I was told getting him in was my "one miracle for the year" by my neighbors.</p> <p>As an added issue: My kids are foster kids, and we don't always know when they'll arrive. I emailed the board last year for help and was told there are too many "tax paying families" on the waiting list for after-school care to make any special accommodations. We pay taxes - a lot of taxes. I want to believe there is a way to accommodate more families. Please keep our doors and arms open when local kids are experiencing trauma and need our community the most, no matter what time of year.</p> <p>Thanks for reading! We've been pretty stressed about this, so I appreciate your time. :)</p>

Date	Contact Method	Original Feedback
6/28/2023	email	Last Wednesday the lights by the volleyball courts turned off around 845pm and did not turn back on, wondering if this Was an error? Online states lights stay on until 10 or 11 pm
7/5/2023	email	<p>Sorry I missed the June 30 survey deadline, but I just had an idea to share.</p> <p>The Elmhurst Park Service could use more activities targeting active seniors, age 55 to 70. Many men and women in this age group play golf. It would be helpful and desirable to have golf-related services for this group, especially in the off-season, Nov 1 to April 1.</p> <p>Possibilities:</p> <ul style="list-style-type: none"> - Golf yoga class: Helps the older folks improve flexibility and mobility for their golf game. - Golf simulator(s): This allows for play or practice indoors. Ideally there would be two of these, allowing foursomes to compete against each other. - Hitting bay with video, allowing slow motion swing analysis. <p>Any or all of these could be accommodated in the Centennial Park building. Thanks for all you do.</p>
7/11/2023	email	<p>I think missed the opportunity to add to the idea wall . . .I just wanted to second a couple of the posts about having an indoor facility for soccer/ basketball/open gym/indoor pool/indoor track. Elmhurst has so many sports and so many active families, this would greatly help the sports clubs to have turf/indoor space and help families during the long, long winter. I also wanted to express that it is really expensive to swim at our pools for a family of 6 - the price has went up a ton over the years and they took away the splash pad. We can go outside of Elmhurst as a non-resident for cheaper or around the same price, but of course that is not convenient or what we want to do - we want to swim with our community! It would be nice to offer a family rate or cap.</p> <p>Thanks for taking input from the community.</p>
7/26/2023	email	<p>I have suggested in the past and hope my suggestion was considered. When Lizzadro comes down I would love to see s band/performance she'll built as many groups could make use of a permanent structure at minimal cost. Please consider options other than parking.</p>
8/4/2023	email	<p>My three ideas for utilizing this space. 1. Fruit/Nut orchard 2. Green House with space for horticulture classes.3. Splash Pad</p>

Date	Contact Method	Original Feedback
8/11/2023	email	<p>Since we did not receive the recent community survey we are writing you in regards to the necessity of a community bandshell. Elmhurst has a plethora of talented musicians (school district 205 and Elmhurst University for starters) and a community who would love to hear them. We all deserve more than using a truck or a small yard at York High School</p> <p>As we visit different towns around the country so many smaller towns with less music tradition than Elmhurst have a band shell. I consider this an embarrassment to our beloved Elmhurst.</p> <p>The bandshell can also be used for other plays and performances It can also be rented to be used by other communities</p> <p>We beg you to please erect a bandshell. It would be a positive addition to our community.</p>
8/13/2023	email	<p>I want to thank you for always making Elmhurst such an amazing place! I would like to put in a request for more outdoor pickleball courts in Elmhurst, especially Crestview park. I play pickleball 7 days a week there. It has grown in just a year on the amount of People who play at Crestview, especially on the weekends! Saturday ..all 6 courts will be full and there will be at least 20-30 people waiting to play. I'm asking if you can put in at least 3 more courts where the basketball courts are? The basketball courts rarely get used.</p> <p>Pickleball is fastest growing sport and Elmhurst has shown this on how many come to play. I appreciate you and everything you Do! I hope you can add pickleball courts outside.</p> <p>Thanks so much!</p>
8/13/2023	email	<p>As a resident and pickleball player , there is a definite need of more dedicated pickleball courts in Elmhurst . There is a tremendous amount of interest the fastest growing sport in the nation. I think there is an opportunity to add 3 additional courts at the Creatveiv park and other locations .</p>
8/21/2023	email	<p>I have been an Elmhurst resident for 12 years and have an 9 and 11 year old. Immediately upon moving to Elmhurst from the city, it was apparent there was a lack of court facilities available to residents. My husband who enjoys playing basketball, struggle to find a place to play. Now that my children are enjoying basketball, there is still a lack of court space and Elmhurst is not able to host tournaments like other surrounding suburbs. In addition, I have had to enroll with other park districts for adult indoor volleyball leagues.</p> <p>I think it is extremely important the future plans of the park district involve additional court facilities for indoor basketball, volleyball, etc. I feel it would be a tremendous asset and enhancement to our current facilities. Thank you in advance for your consideration!</p>

Date	Contact Method	Original Feedback
8/19/2023	Park Palooza	We recently moved to Elmhurst to be close to the grandkids. We had been in New Jersey for 60 years. We couldn't be happier in our new home and town. Park Palooza was amazing. Our grandkids loved it. Thank you.
8/19/2023	Park Palooza	Consider identifying who has right of way on bike/walk path. Bikers are fast, sometimes reckless. Pedestrian beware. :) If we can decide who has right of way should solve that...either biker or walker & the other should be careful - thanks. :)
8/19/2023	Park Palooza	Expand golf option. Indoor simulated.
8/19/2023	Park Palooza	North side dog park
8/19/2023	Park Palooza	Please add crosswalks!!!
9/2/2023	epd.org email	Can you PLEASE redo this park entirely, it is so outdated, i like the bowl/snake like features if it was remodeled entirely and I like having that natural stairs at the beginning nic the park, but this needs to be torn down and redone entirely, us skaters don't want to drive 40 minutes to go to a good updated park when there's 4+ that are outdated within 20 minutes of each other. Please redo this skate park
10/4/2023	email	I was able to post to the idea wall during the open comment period, so thank you for that opportunity! I know the open comment period is over but couldn't help but write after coming to the realization I overlooked the Salt Creek Greenway Trail, an oversight made more puzzling by the fact it is right behind my house, and like an extension of my backyard. If it isn't too late, hoping the trail, between the Prairie Path and Eldridge Park, can receive a closer look. I think it would be great if efforts were made to eradicate the invasive species, such as Common Buckthorn, which make up large sections of the path. Considering the constant whoosh you hear from Rte. 83, the air quality issues the heavy traffic produces, as well as potential flooding threats from the creek, it would be wonderful to see native plant and tree species proven effective against those problems in their place. Even if it's too late to have the above considered, I would love to find out ways a community member like myself can be active in future efforts with the Elevate program.

Date	Contact Method	Original Feedback
11/10/2023	email	Personally I would like to see more opportunities for active, retired adults. Most of your senior activities are geared towards a more disabled population. I'm attaching a newsletter that Oak Park/River Forest sends out to their senior population.
11/11/2023	email	I've been watching the demolition of the Lizzadro museum and wondering if there are new plans for that space. Have you considered a permanent band shell structure for summer concerts, seasonal activities, and outdoor movies?
11/11/2023	email	Please complete the Salt Creek Greenway connection. This is really serial and NIMBYish that we don't connect the 2 segments for Elmhurst and neighbors' riding and walking. The Park District has been ducking this issue for over 10 years. Most of the connection would be through parkland that the park district already owns.
11/21/2023	email	The tennis courts need to be resurfaced, they have extensive cracking as well as a need to be power washed Thanks
11/21/2023	email	What has happened to our senior center? I thought that's what the Kies building was supposed to be! If you ask the entire town, I know that the younger people will not even think about a senior center. The seniors are a small portion of our population who are in need. In. Every time I have been to a larger or smaller town/city they all have senior centers. All but Elmhurst; this is an embarrassment to our community. Go visit the Arlington Heights senior center!
11/22/2023	email	Dog Parks, With the number of dog owners in Elmhurst we should fence off 200 feet of every major park for friendly dogs and their owners, It would help to concentrate where dogs poop and keep other areas free. Golden meadows park would be the perfect site for a bit of fence and a corner where dogs can meet, it is isolated and yet near East End park
11/21/2023	email	Lots of promises, then you choose a crappy location and never did anything. Shame.

Date	Contact Method	Original Feedback
1/4/2024	email	<p>I hope it is not too late to submit this feedback; I am a community member and Courts Plus member, but I honestly was not aware of the Elevate Elmhurst Parks strategic plan before today. I would like to submit, as a person who uses the aquatics facilities regularly (both indoor and outdoor in the summer), that I can see opportunity to expand the aquatics facility and offerings at Courts Plus. Here are my two suggestions: The pool at Courts Plus is nice, but one thing that is frustrating about it is that it is not very deep and I am only 5'7" tall! If there are plans to renovate the pool, making it a little deeper at one end or in the middle would be very nice and would allow the expansion of some local classes to the pool such as Fluid Running, which operates at Oakbrook PD now and is generally well attended.</p> <p>Additionally, a niche opportunity I see for the aquatics programming in Elmhurst is to use the abandoned outdoor space on the N side of of the current Courts Plus Pool (there is an old grill out there and it looks like at one time it was a BBQ/picnic area??). If this area were to be enclosed, it would create some additional pool space. There is such a thing as a "therapy pool" which none of the other local pools have. It is a very warm pool with entry accommodations. It can be used for many rehab and physical therapy applications, and can even accommodate things like Water Yoga classes.</p> <p>Here are some links about therapy pools and a few locally operated ones: https://www.nm.org/conditions-and-care-areas/rehabilitation-services/aquatic-therapy https://centreofelgin.org/aquatics/therapy-pool/ https://www.ophfc.com/venue/therapy-pool/</p> <p>It seems to me that partnering with Elmhurst Hospital may even be an option for a facility expansion project like a therapy pool, as this is a facility type the hospital complex lacks in this local geographic area.</p>
1/4/2024	email	<p>I just wanted to write to suggest that the Park District consider expanding programming/facilities to compensate for a loss that is occurring in a neighboring community that will impact us here in Elmhurst. Lombard Roller Rink is closing. :(Both myself and my children have enjoyed skating at this facility many times over the years and we are saddened that the facilities we can roller skate (indoors) are closing their doors.</p> <p>https://abc7chicago.com/lombard-roller-rink-closing-chicago-skating/12910615/</p> <p>Please consider allowing "open skate" time or skate classes in the school gymnasiums or basketball courts that the Park District owns. Skating is a wonderful activity for adults and children alike. Birthday parties and many a Friday evening was spent round and round to the music and a disco ball. This will be missed!!</p>

F4.3. Ideas Wall

Type	Comment	Up Votes	Down Votes
Effective Operations	I've reached out to staff a handful of times since moving here a few years ago about small fixes like cleaning the thick mold/buildup from the surface of the playground at Ben Alison. Every time I have, I'm met with pushback about why things can't be done. My limited experience just seems to point to staff spending a lot of time pushing back on the community rather than being open to ideas and suggestions. It seems like agility of issue resolution is lacking within staff.	53	0
Effective Operations	<p>The mini golf at Berens has been left to disintegrate. There needs to be a budget to properly maintain all park district facilities at a high level before investing in new facilities.</p> <p>This facility now needs complete renovation. The spray ground, mini golf, playground, batting cages, and concession stand could be a destination for Elmhurst and DuPage families and renovations could pay for themselves in a reasonable amount of time.</p>	46	0
Effective Operations	The family locker rooms at the pools are insulting to the disabled community. They lack curtains, mirrors, hooks at wheelchair height, automatic doors, showerheads that function for a range of disabled users (shower head points at the wall when "fixed"), and a clean/dry place to set a bag when changing an infant. The water temperature is often out of control. I've brought this to EPD 3 years now and received a response that they're technically ADA compliant. It's upsetting and sad.	21	0
Effective Operations	<p>New to Elmhurst so not sure if this is historically how things work, but I was surprised to see that all of the summer/pool facilities (Smalley) were not opened on Mem. Day weekend.</p> <p>Public schools were out the Friday before memorial day, but then no Smalley for 2 full weeks later... even with limited snow days, that misalignment seems strange. Both D205 and park district could be better aligned so that summer facilities, camps, etc. are well aligned to start after school ends vs. weeks later.</p>	11	0

Type	Comment	Up Votes	Down Votes
Effective Operations	<p>Signing up for kids activities is mind-boggling bad. Please update this system to accommodate the very well-know, very-predictable, crush the day the reg opens.</p> <p>AS many other comments have stated, this town is growing fast but systems and park activities are not.</p>	7	0
Effective Operations	Please better maintain memorial plaques around trees.	6	1
Effective Operations	Better field maintenance...more overseeding, fertilizing watering and better drainage.	6	2
Effective Operations	Copy all around gymnastics and windy city ninjas. Once someone is registered have that registration remain in perpetuity. People want to give you their money, take it! Make it easy to take it.	5	0
Effective Operations	As you know registration is a very painful process. It was better this last time, but too much pressure to sign up right away for limited classes and times. It also seems to happen all the time - a reminder email the week of would be great. Also, liked the weekend gymnastics and other classes, but those don't seem to be offered anymore. Also, very frustrated by the need to schedule summer camps so early and not being able to cancel after May. Hard to have the whole summer planned so early.	3	0
Effective Operations	Have had very poor responses to email and feel like I always need to call and talk to a person to get things done (such as classes cancelled). These days, all of this should be easily done online.	3	0
Effective Operations	I'm not sure if the parks oversee the trolley but I think the trolley route needs to be extended further south in Elmhurst. The prairie path is a bit far to walk to for families near Eldridge park. It would be great if there was a stop at Madison and spring road.	2	0

Type	Comment	Up Votes	Down Votes
Facilities	The strategy of redoing a single playground each year is not optimal. Not all playgrounds are utilized at the same rate and depreciate at the same rate. This leaves many of our most used playgrounds with broken equipment and play surfaces for years. It seems like a better, more equitable and environmentally friendly strategy would be to better maintain ALL playgrounds and replace individual pieces of aging equipment as needed. (I.e. Wilder)	50	0
Facilities	The pools should remain open on weekends through September	46	0
Facilities	1. Wagner center needs an update. 2. Illinois weather is terrible most of the year—we need an indoor sports facility for youth teams and lots more open gym time for youth at current facilities.	35	0
Facilities	The restroom options at our parks are flat out disgusting. 1 port-a-potty for 5 fields at Eldridge is not enough, and so much so that it is overflowing at times. Can we invest in some permanent bathroom facilities that do not get taken away for winter months? There have been times we have a temperate day during a winter month and we have to leave the park because there is no place to go to the bathroom.	30	0
Facilities	Elmhurst needs an indoor facility similar to Glen Ellyn's Ackerman center: indoor basketball, volleyball, etc.	27	3
Facilities	We need a fieldhouse in Elmhurst with multiple basketball courts. So many neighboring suburbs have much better basketball facilities.	26	2
Facilities	Pool facility with more slides / activities for younger kids. Also improvements made to the mini golf / Hub facilities!	26	2
Facilities	There needs to be a better system for replacing broken playground equipment. Maintenance and replacement of broken equipment should be ongoing rather than waiting to fully update an entire playground.	23	0

Type	Comment	Up Votes	Down Votes
Facilities	<p>It would be great to have swim lessons at Courts Plus and allow children to use the pool as well.</p> <p>Also, the Elmhurst tennis program for kids can be strengthened with stronger, passionate coaches.</p>	22	0
Facilities	<p>Hi. Is there any plan to building an indoor sports complex for soccer, volleyball, baseball, basketball? There appears to be a huge demand for such a complex. Is it a function of money? Or finding the right space?</p>	21	3
Facilities	<p>I think both East End and Smalley Pool should open on Memorial Day weekend! I grew up in Arlington Heights with 7 pools and they were all staffed and open Memorial Day weekend! I understand in August with kids going back to college having one open with reduced hours. Why is Smalley always so late with opening? Additionally, there should be a family pass option. Families with more than 2 kids are paying a ton! It should be a set family fee or individual passes if that's cheaper.</p>	21	0
Facilities	<p>We recently moved to Elmhurst and immediately got involved in numerous sports. We can't believe the condition of the fields and facilities Elmhurst has to offer. They are by far the worst we have been to, seen and played at. With the abundance of kids involved in sports in Elmhurst, we also can't believe there are no indoor facilities or sports complexes to support all sports. Turf, an indoor sports complex and maintaining baseball/softball and soccer fields would be a nice start.</p>	21	0
Facilities	<p>Elmhurst needs an indoor basketball facility</p>	20	2
Facilities	<p>Open Smalley pool earlier in the summer. Parents with small kids on the South side of town need a place to cool off and not have to wait until Mid June. Also I dont feel like there should be a separate fee for the splash pad. Admission should be included in the regular swim pass. It is very pricey for families with multiple kids. Also it would be nice to offer a family swim pass.</p>	20	0

Type	Comment	Up Votes	Down Votes
Facilities	The baseball facilities are extremely low quality compared to other baseball facilities in the area. Fields should be fenced, there should be grass in the field and spectator seating.	18	1
Facilities	Athletic fields in Elmhurst are embarrassing when compared with other suburbs of equal and even fewer resources. More girls need permanent lighting for night games and the fields with lights should be lit until at least 9:00PM regardless of whether they are booked. Elmhurst should also have a facility with indoor fields and basketball courts like Ackerman in Glen Ellyn or ARC in Woodridge.	17	0
Facilities	There is ample room for a 9-18 hole disc golf course on the west side of Eldridge park in the open grass and woods area by Salt Creek. Once installed, disc golf courses are easy to maintain, offer opportunities for local business sponsorships, and will bring people to an area of land that is currently under-utilized.	16	2
Facilities	indoor pool facility like Oak Brook. These kids need to burn off some steam in the winter!	15	1
Facilities	Elmhurst needs more pickleball courts.	14	9
Facilities	We need a multi-use indoor facility. We drive to other nearby cities for games and tournaments and use their sports complexes. This could generate a lot of revenue for the park district	14	2
Facilities	We need more pickleball courts, indoor and outdoor. We are lagging other communities and people are leaving Elmhurst to play.	13	6
Facilities	Additional pickleball courts and lights please.	13	12

Type	Comment	Up Votes	Down Votes
Facilities	<p>I am truly embarrassed by the conditions of our baseball/softball fields. Some specific ideas to consider:</p> <ul style="list-style-type: none"> -need for an artificial turf infield at baseball/ softball fields in town (this is costly but provides safe, low-maintenance playing surfaces which are impervious to spring weather conditions) -annual tapering of fields to alleviate dangerous "lips" where dirt infield meets grass outfield -annual grading of fields to ensure flat, safe playing surfaces -upgrade of East End Park playing 	13	0
Facilities	<p>Please add more pickleball courts, with lights and a bathroom facility if possible. There's not enough courts in town and Crestview is not the answer because it's over crowded and not lit. More courts would bring people from other communities and would generate revenue for the city and the Park district.</p>	12	9
Facilities	<p>More outdoor Pickleball courts please. It's almost impossible to find a court these days to play with the family. Preferably not near homes.</p>	12	7
Facilities	<p>We have lived in Elmhurst and raised three boys in town. Our boys have played multiple sports over those years. I have to say that Elmhurst has the worst facilities of almost any place we have been. Consistently across baseball, soccer and basketball, our town ranks at the absolute bottom. This includes field/ facility quality, preparation and availability. We hear this feedback from visiting teams/parents—they cannot believe for such nice town that our facilities are not on that level.</p>	12	0
Facilities	<p>South Elmhurst needs dedicated pickleball courts like those at Crestview park</p>	11	7
Facilities	<p>More pickleball courts . Or revamp old tennis courts .</p>	11	8

Type	Comment	Up Votes	Down Votes
Facilities	Soccer has an extremely large following, yet there is a constant struggle for field times & locations due to lack of indoor facilities, outdoor turf fields, outdoor lighting, etc. Weather is often a factor for outdoor grass fields which results in practice and game cancellations. Please provide our children with access to a multi-purpose athletic dome and turf fields that aren't impacted by weather. Elmhurst is losing wonderful soccer players to other towns b/c of our subpar soccer facilities.	11	0
Facilities	I may be in the minority but I disagree with the idea that many more turf fields should be added. I do agree the fields could be upgraded, but the green space in the parks is an invaluable resource and losing a great deal of that to turf is short sighted and not environmentally friendly. If the fields are upgraded and some weather related cancellations need to take place it is worth it in order to keep the green space.	11	5
Facilities	Wagner Community Center is so dated. All those empty classrooms... renovate and make proper use of the space that allow for the kid programs and with indoor basketball courts for youth basketball clinics.	11	0
Facilities	Elmhurst is in desperate need of better fields and facilities for sports - especially soccer and basketball. Outdoor fields could use much improvement in terms of grading, grass quality and lighting. Would love to have a facility with multiple indoor basketball courts and soccer fields here in Elmhurst like many other suburbs offer for their local youth leagues/teams/families.	11	0
Facilities	Over the past few years Pickleball has grown by leaps and bounds. The only problem is there aren't nearly enough courts to go around, especially when the weather is nice. Elmhurst currently has only six dedicated Pickleball courts. People come from all over to play in Elmhurst but there is growing frustration when all the courts are full and there's 20+ people waiting to play. Elmhurst needs to have more dedicated courts so players can play and not just stand around and watch others play.	10	10

Type	Comment	Up Votes	Down Votes
Facilities	Pickleball is the fastest growing sport in the nation. Currently, only has six dedicated outdoor courts with no lights to accommodate evening play. If you visit the courts at Crestview on a Saturday or Sunday morning, you'll find a line of people waiting for court time. We desperately need additional courts! Keep in mind that the more people we bring to our outdoor courts in the summer equates to more money generated for the using indoor courts at Courts Plus during the colder months.	10	10
Facilities	Elmhurst desperately needs an indoor sports facility that can accommodate basketball and soccer (and possibly even baseball) as well as other sports/activities over the winter months. COVID proved how relying on D205 facilities was unreliable. It is also startling when we visit other communities who have beautiful park district facilities, yet Elmhurst has nothing that even remotely similar. It's hard to know what the park district is doing with our tax dollars!	10	0
Facilities	Elmhurst has two community pools. I think that one of the pools should be turned into a "premium" pool similar to Oak Brook bath and tennis. A higher rate can be charged, and allow alcohol sales. I see lots of Elmhurst people at Oak Brook bath and tennis, so it shows that there is a demand for a "premium" pool. Our pools are filled with band aids and need upgrades.	10	0
Facilities	Elmhurst has a strong baseball/softball community. 3 house leagues and 3 or 4 travel leagues with local games and practices. We are in need of a significant upgrade at all fields.	10	0
Facilities	Consensus is overwhelming that we need overall improvement of quality, quantity and safety of our indoor and outdoor sports/recreation facilities. This should be priority 1A. There has got to be some feasibility studies done with neighboring communities that we can model this after. Indoor facilities can also create revenue opportunities for hosting events, concessions, memberships, etc. Outdoor facilities the same.	10	0

Type	Comment	Up Votes	Down Votes
Facilities	<p>SWIMMING POOLS: Turn up the heat in the swimming pools so that the kids can enjoy being in the pool for longer. Update the shower facilities: reasonable water pressure, warm water, more showerheads at children's height Add an indoor swimming pool - model the amazing set-up at Oak Brook Park District</p>	10	0
Facilities	<p>Elmhurst has missed the mark with Pickleball opportunities. Plenty of spaces to put additional Pickleball courts. EPD has known about the growing demand for two years. Now is the time to act. Restripe 1/2 of existing tennis courts then decide which ones will turn permanently into Pickleball. For every 2 Tennis Courts you can fit 6 Pickleball courts. People are coming from all over Chicagoland to play in Elmhurst but not for long as they will begin to find other communities to play in and spend\$\$</p>	9	12
Facilities	<p>We desperately need an indoor sports facility. A place for indoor soccer/football/basketball games/practice. An indoor pool/recreation facility would be great. All the current facilities (Wagner, Courts) need to be upgraded! They both are so outdated and could be much better utilized!</p>	9	0
Facilities	<p>Elmhurst's baseball and softball fields are in dire need of improvement. When visiting the facilities of surrounding towns, it's embarrassing and disappointing to see how much better those facilities are. The baseball and softball playing kids of this city deserve to be proud of their facilities!</p>	9	0
Facilities	<p>Elmhurst baseball fields are embarrassing compared to other communities.</p> <p>We need more fields with artificial turf, more public batting tunnels, more bullpens / pitching practice locations, better amenities at Berens and better maintenance.</p> <p>Elmhurst has a great baseball community and the facilities need to reflect this and ensure future leadership!</p>	9	0

Type	Comment	Up Votes	Down Votes
Facilities	<p>I, along with many other friends/Elmhurst residents, are extremely disappointed by how spray ground is not a part of pool pass in addition to going up in price from the previous year. There are many neighboring towns that have free splash pads and I really don't understand why this was taken away from being a part of the pool pass.</p> <p>I have called about the Marjorie Davis park ground being redone. They person I talked to in the fall said as soon as the weather got better they would fix.</p>	9	0
Facilities	The concession stands at the baseball fields and pools need improvement	8	0
Facilities	There are other suburbs that have a large outdoor pools / water rec set up. For instance, Bartlett has a huge outdoor pool with slides, a lazy river, and zip line. I understand it maybe be difficult to build something big like that but it's something to consider and how Elmhurst can get something similar.	8	0
Facilities	Elmhurst needs better indoor facility options - indoor fields/courts that can be used for soccer, football, basketball etc. Build an indoor rec center. If space provides, also include an indoor pool. Also, the outdoor soccer fields are VERY poorly maintained. Full of weeds, grass not mowed for games, no bathrooms available at many of the soccer locations during games.	8	0
Facilities	Improvements are needed in our town's baseball/ softball fields. Installing artificial turf infields would provide safe and low-maintenance playing surfaces. Tapering the fields annually and regular grading would enhance safety. East End Park and Plunkett Park require upgrades, including better playing surfaces and improved common spaces. These enhancements will improve safety, enjoyment, and recreational opportunities for the community.	8	0
Facilities	Need indoor soccer fields!	8	1

Type	Comment	Up Votes	Down Votes
Facilities	I would love more turf fields. The ones at Berens are in such high demand. They allow teams to play even when the weather is not cooperating. Other park districts in the area do not seem to have a problem when it rains and are able to keep their schedules going and not cancel because they have more turf fields. Also, other areas host a lot more tournaments, but Elmhurst seems to be one of the ones that does not host. Players and families then spend lots of money near these parks instead.	8	1
Facilities	How about adding water bottle fillers near the water fountains in the parks. You can't fill water bottles from the existing drinking fountains. Thank you.	8	0
Facilities	Elmhurst needs to build a sports complex with a dedicated basketball court, turf field and gymnastics facility to accommodate the growing programs.	8	0
Facilities	The playing fields at Beren's Park are far below standard and borderline dangerous. Elmhurst needs to make the investment to install synthetic turf infields. While the initial cost is obvious, the savings in future maintenance will greatly offset the current upkeep. In addition, the fields will attract softball associations to hold regional and perhaps national tournaments at our facility, bringing thousands of dollars to the Elmhurst coffers in concessions and hotels. This is long overdue.	7	3
Facilities	2-3 years ago Elmhurst was considered a leader in Pickleball, with a wealth of great players. Unfortunately due to only having 6 courts many constituents have decided to go to other communities and facilities that have evolved their racquet programs to cater to this massively popular sport. Wait times to play are long, and make shift fixes on tennis courts don't please either sport. We need more dedicated pickleball courts in Elmhurst, and lights would be a plus!	7	11

Type	Comment	Up Votes	Down Votes
Facilities	<p>Pickleball Pickleball Pickleball. If you've played it, then you love it. If you want to play in Elmhurst when the weather is nice then you have very limited options on a beautiful day. Crestview is amazing, but with only 6 courts to play on when there could be 50-100 wanting to play on a Saturday morning, it makes for a very disappointing experience.</p> <p>So what do we fanatics do? We find alternatives in surrounding towns.</p> <p>Please bring more courts to our town!</p>	7	10
Facilities	<p>I would like to see more Pickleball courts! Maybe some lines at Wilder Park and all three courts at Butterfield.</p>	7	11
Facilities	<p>I would like more lighted outdoor basketball courts and also more spaces for indoor pick up basketball in the winter. My high school son and his friends are constantly playing pick up basketball and in the winter they have to "sneak" into places. In the summer many work jobs during the day and want to play past sunset. They can do that at East End but that's the only place I know of that has lights.</p>	7	2
Facilities	<p>More pickleball courts. They'll get more utilization than many other offerings. Crestview has had 20 people waiting.</p> <p>This will help provide more opportunities for revenue that aren't currently being capitalized in. (Tournaments, leagues...)</p>	7	8
Facilities	<p>Elmhurst youth baseball facilities, especially Berens, need a major upgrade. There should be more high quality fields (like Berens 5) with lights and the infield grass should be converted to turf. Each major field should have a bullpen and a batting tunnel.</p> <p>Other cities, like Palos Heights, Elk Grove Village, and Barrington have significantly better baseball facilities. Elmhurst should capitalize on the recent success of York Baseball to build a first class youth baseball program!</p>	7	0

Type	Comment	Up Votes	Down Votes
Facilities	<p>A renovated main park district center - modern, updated, spacious (similar to what most of our neighboring towns currently have)</p> <p>Also, a big need for indoor basketball courts for our youth - Elmhurst residents currently travel to Lombard, Oakbrook, Glen Ellyn, Wheaton to play basketball because Elmhurst does not have a facility.</p>	7	0
Facilities	<p>Elmhurst has a robust Travel Baseball and Softball program with hundreds of kids participating in it each and every year. The fields and Plunkett should be replaced with a real dirt and clay mix, as opposed to the dust that is there now, or preferably turf to promote better success of the program. Plunkett should be hosting baseball/ softball tournaments every weekend in the summer at all levels which could bring significant revenue to the Park District through entry fees and concessions.</p>	7	0
Facilities	<p>Baseball fields need to be fixed. As many others who have kids playing travel baseball have shared, our community has one the worst facilities. So an upgrade at Plunkett is needed. But also at the East End Fields, which all have those dangerous, sudden drops where the outfield grass meets the infield dirt. We should look into an artificial turf field for baseball (if not an inside area as well).</p>	7	0
Facilities	<p>It would be amazing to have a multifield, multisport, indoor facility. Having to travel 30-45 minutes during the winter is a burden that many soccer, baseball, and basketball families bear. Having a facility like Max McCook would be a boon to the community. The ability to rent out space to sports clubs for practice or leagues, birthday parties, and even conventions would go a long way toward offsetting costs. Even a smaller venue like Wheatland in Aurora or Grashopper in Hillside would be great.</p>	7	0
Facilities	<p>It would be great if there were more outdoor pball courts with lights and windscreens. Would also like to see indoor open play pball during the week in winter months so I don't have to drive to other towns to play.</p>	6	7

Type	Comment	Up Votes	Down Votes
Facilities	The AYSO soccer fields are a joke. They are not kept up at all. I have been coaching for 5 years and they get worse every year. Madison is full of weeds. Eldridge is a dirt path that is uneven. There is no thought into our kids safety for while they play. I have had many of my players get injured by rolling their ankle from holes in the field. We are a town of 40K and Oakbrook (8K) had pristine fields,. Wagner Center is run down and needs a huge make over. We need maintained fields. HELP!	6	0
Facilities	Elmhurst needs a large indoor sports facility to accommodate basketball/volleyball and indoor soccer. If the Park District doesn't think it's feasible to build/maintain themselves, then we should look to partner with a company that runs these types of facilities (like Westmont/ Naperville Yard). Our families and sports groups spend a ton of money outside of Elmhurst for indoor facilities.	6	0
Facilities	With two boys who play travel baseball (EBSL), my family is able to visit MANY neighboring ball fields, and unfortunately Elmhurst has the most unappealing fields around. Sadly, it's also embarrassing when other teams travel to Elmhurst and are asked to play on our fields. Please HELP! Suggestions: -turf (on the infield, at the least) -better kept dirt fields (if at all possible)- they are in the worst shape possible -an indoor facility to stay competitive with other local communities	6	0
Facilities	Let's talk baseball & softball. As a family with children who play ball year after year, the Elmhurst ball facilities are in poor shape. Notes to consider: ** the need for artificial turf fields (at least one-two fields for travel ball) ** annual maintenance of dirt fields, as they are incredibly unsafe ** batting cages are needed at all facilities, not just one Please travel to other communities to see for yourself what others are offering. You are providing a disservice to our children.	6	0

Type	Comment	Up Votes	Down Votes
Facilities	I would really like to have more turf fields- both indoor and outdoor. I have two young soccer players and games frequently get cancelled due to weather or field conditions AFTER weather. We often travel to wonderful facilities nearby (Ackerman park in Glen Ellyn, the Arc in Romeoville) and it seems Kim there would be comparable demand and use of these types of facilities in elmhurst.	6	0
Facilities	Elmhurst is in a great need for a facility overhaul for sports; we need upgrades in terms of lighting and field conditions for our soccer and baseball fields. The baseball fields at East End have such a large dip between the infield and outfield that a player standing in the outfield is at least 1 foot lower than an infield player. If we can update our facilities we could attract tournaments for baseball and soccer, which in turn would help our local business.	6	0
Facilities	The softball and baseball fields are really lacking as compared to surrounding communities. All of my kids play travel baseball and softball, and the experience of playing at home is significantly inferior to almost all of our road games. I can imagine the conditions of the fields outside of the Berens/Plunkett environment. It would be great to have artificial turf fields installed. We lose so many days in an already short baseball season to unplayable field conditions following a rain.	6	0
Facilities	Smalley pool is open for significantly less time than East End. They should alternate which pool opens first each year.	5	0
Facilities	It would be great if Courts Plus could have an outdoor patio for sunbathers from the pool. Competition for FFC.	5	1
Facilities	We could use more dedicated pickleball courts (lighted too) to accommodate the growth of this game in our community.	5	8

Type	Comment	Up Votes	Down Votes
Facilities	The family locker rooms at the pools need help. The water temp is too hot, there are no curtains, missing mirrors, no hooks at a height for someone who uses a wheelchair, no benches or hooks near changing tables, and the shower heads are broken and point at the wall (try holding a baby in with one hand and a shower head in the other hand). I have brought this to the District three years in a row now with a response that they're find. This is not ok for the disabled community.	5	0
Facilities	With the growth, popularity, and health benefits of Pickleball Elmhurst could add more courts throughout the city. Many tennis courts are greatly underutilized and most Pickleball courts show great use, bring out many players, and supports a sense of community.	5	7
Facilities	1) Better drainage and maintenance on fields at Plunkett. If it rains even a little, those fields are often unplayable. Our softball/baseball fields are lacking compared to neighboring communities. 2) Improve soccer fields at Eldridge. 3) More pickleball courts, preferably some with lights, shade area and bathrooms. 4) An indoor rec center like Ackerman or Naperville Yard would be great! Now that everyone has forgotten about the school referendum, can we bring this idea back up? :)	5	0
Facilities	We have too much "meh" facilities in Elmhurst. Centennial Rec Center should have Pickleball courts, Courts Plus pool should have family/child swim lessons and events, Wagner should be gutted. Get rid of the mini golf weed prairie.	5	0
Facilities	Indoor and outdoor soccer (or multi sport) facilities with turf. Or at least better maintained fields that are level, green, and cut!	5	0
Facilities	Indoor and outdoor basketball courts	5	0

Type	Comment	Up Votes	Down Votes
Facilities	<p>Lights for the soccer fields.</p> <p>Fencing behind the fields at Berens to prevent soccer balls from constantly going into the bushes.</p> <p>More artificial turf fields.</p>	5	0
Facilities	Indoor soccer fields & outdoor turf soccer fields	5	1
Facilities	<p>Lower 4 Berens baseball fields should be replaced with turf, at least the infield. Berens 5 infield grass is poorly maintained, grass is patchy and very bumpy- making it very dangerous for the bad hops into players faces and bodies.</p> <p>Overhead netting between the lower 4 Berens fields is also needed.</p> <p>An indoor multi sport athletic center is an absolute necessity. Either provide one through the park district or find a private entity to build it.</p>	5	0
Facilities	Base/softball fields are poor compared to nearby communities. Dirt fields need to be graded annually, lips need to be tampered and wear & tear in batters/catchers box and pitchers mounds need to be filled with clay during the season. More importantly, we need some artificial turf options. Plunkett Park would be a great spot for turf - the large diamond so it can be used for all age levels. Butterfield 1 is the only 90ft grass infield diamond in town. We need more hitting tunnels around town too.	5	0
Facilities	Baseball fields in true need of upgrades. For all their use, they should be adequate and safe. They are poor compared to our neighboring communities (see Westmont). The infields need improvements (grading and lips) and more weather resistant options. Turf??? The downward slopes in the outfield at East End and Butterfield are dangerous. I've seen players fall b/c of how uneven and unexpected the slope changes are. Elmhurst residents deserve safe, maintained facilities we can be proud of.	5	0

Type	Comment	Up Votes	Down Votes
Facilities	Berens parking lot is sunniest place in elmhurst. Embrace the sun with solar power charging stations.	5	4
Facilities	We are in great need of a facility where we can hold a youth basketball league. Currently, Elmhurst families have to travel to neighboring communities (Oak Brook or Bensenville are popular) in order to join a basketball league with practices and games. Each of these communities have a gym that can accommodate multiple basketball games at a time, as well as a place for spectators to sit. We are in desperate need of an updated Recreation Center that can provide a gym and work out area.	5	0
Facilities	Going to surrounding communities makes you realize the subpar facilities we have! Many of our soccer and baseball fields need repair and lights. The East End Pool is great but could be updated with a new slide and new toddler area. And bring back the splash pad being included in the swim pass! Covid was a while ago....	5	0
Facilities	Berens Park is in dire need of more and better quality TURF Fields for all the groups in town. Sports like soccer and lacrosse, etc... are extremely limited because the quality of the grass fields are poor and dangerous to play on. A quality indoor facility for all sports is needed since community members are playing and practicing outside of the community during the winter months.	5	1
Facilities	More pickleball courts are definitely needed in this community. With so many current and former tennis players in Elmhurst, the dedicated pickleball courts (6 total) at Creatview are not sufficient for the demand from the number of racket sport players. Many Elmhurst players are driving many miles to find pickleball courts and then pay an out of district fee at those locations. The game is multigenerational and needs the support from the Elmhurst Park District for indoor and outdoor facilities.	4	5

Type	Comment	Up Votes	Down Votes
Facilities	Most comparable suburbs have up to date and/or better kept facilities. The lack of bathrooms at highly utilized parks (like Crestview & Eldridge) is a problem. The lack of lights and poorly maintained fields are also an area for improvement. Berens has a lot of potential for both indoor and outdoor facilities. We need strong, forward thinking, long range plans for our facilities with an equally as strong financial plan that includes potential for future revenue streams.	4	0
Facilities	Please, please a centrally located community focused outdoor ice skating rink! I grew up with one in my hometown and it was such a fun activity during the winter.	4	0
Facilities	Elmhurst needs an indoor sports facility for soccer and basketball. Many surrounding communities have indoor soccer fields for winter training and leagues. Elmhurst soccer families are traveling far distances because our community does not have this.	4	0
Facilities	Needed: turf infield baseball/softball fields. Better care of baseball fields - including making sure the lip of the infield and outfield is level, grading of infields at the beginning of the season and throughout. Upgrading Plunkett - the asphalt is very uneven and becoming dangerous.	4	0
Facilities	I think Elmhurst is in need of indoor soccer/turf fields for soccer/lacrosse. Other communities have great indoor facilities to use in winter and Elmhurst has nothing. I think more outdoor turf fields would be great also because so many games and practices are rained out when on the grass fields.	4	0

Type	Comment	Up Votes	Down Votes
Facilities	<p>Indoor facilities that supports field sports. Capacity for practice and regular schedules. Indoor soccer fields are miles away and in bad shape yet very busy throughout the year. Money making opportunity for the park district year around.</p> <p>Outdoor facilities for multiple field sports to support tournaments. We lack the ability to host tournaments. Elmhurst offers ample hotels, restaurants, and other amenities to support tournaments but we lack the fields. Willing to share what I learned.</p>	4	0
Facilities	<p>While EPD has many tennis courts, they are not built properly and are not maintained at all. There are companies that specialize in building tennis courts; EPD does not use them. The courts do not drain properly and wear faster. All tennis courts need to be maintained; at the end of the season, cracks need to be repaired, etc. I have never seen this done. EPD simply builds the courts (poorly) and does not maintain them, replacing them eventually.</p>	3	3
Facilities	<p>Hi, I would like to suggest we have a recreation center with full basketball courts, indoor track, party rental spaces, and a place for local sports to rent out. The Elmhurst eagles cheer program has been serving the community for years and there is still no indoor facility that they could rent to accommodate a practice Space that can fit the mats. So many neighboring communities have such facilities.</p> <p>The soccer and baseball fields need, other communities have nice plush and maintained</p>	3	0
Facilities	<p>I think we should have a platform tennis court. There's plenty of space at Berens or Wilder for a platform tennis court. It's a great sport and can help keep people active in the winter!</p>	3	0

Type	Comment	Up Votes	Down Votes
Facilities	We need a facility that has an indoor public pool (without membership requirements), basketball courts, indoor soccer, etc. So many surrounding areas have a complex such as this and we should as well. The only indoor pool options are once a month family visits to York Pool, which is not convenient or inviting for families with small children.	3	0
Facilities	I get that there is a lot of interest in pickle ball and more space should be created to play. But, as a cautionary aside, please remember that boxing, tennis, racquetball, inline skating, golf, etc. . . . each had their "fastest growing sport" eras resulting in specific facility development. Much of what we see today, in terms of underutilization, was once at capacity. I recommended some additional dedicated pickle ball development and conversion of some surfaces to mix use courts.	3	0
Facilities	Elmhurst baseball fields are some of the worse in the area. It is embarrassing to host other teams. The "dirt" at Plunkett is dangerous; the rocks make balls take bad hops. One of these days a player, probably experienced, is going to get badly injured. Hundreds of thousands of dollars are spent every year on playgrounds and basically no money is put into baseball fields. My kids have utilized baseball fields many more years than they utilized playgrounds.	3	0
Facilities	It would be wonderful if Elmhurst had a facility that included indoor turf fields to support local sports organizations and enable them to play throughout the year. Since such a facility does not yet exist, expanding the Berens Park turf fields would fill an immediate need for various local soccer/football/lacrosse programs.	3	0

Type	Comment	Up Votes	Down Votes
Facilities	Centennial Rec building could be Pickleball center or, home of music lessons, all ages, through adult ensembles. We need music lessons again, not just for kids. Jazz ensemble, bluegrass ensemble, we have musical residents who shouldn't have to drive to other towns for music programs. Little Mozarts was great when you had it at Wagner.	2	0
Facilities	We play EBSL tee ball for the third year now. When there is some rain but all the fields need is to be dragged and raked but they cancel the game anyway. There has been games where we are asked to play in the outfield but the fields look fine. Its a bit frustrating. We dont have make up games in tee ball and we pay for the whole season. There definitely needs to be more effort to the fields on days it needs them instead of just canceling	2	0
Facilities	Elmhurst needs Paddle Tennis courts! Not to be confused with Pickleball, Paddle Tennis has become a very popular sport (mainly played in the winter) and many of us travel to Katherine Legge Memorial park & Burns park to play. Would be great for our community if we could have these courts in Elmhurst.	2	0
Facilities	There's a softball/baseball field at Butterfield that needs to be leveled - my daughters both play for EBSL/Emeralds - if a player hits far into the outfield there's a dip where the ball rolls down a hill - becomes an unfair advantage for the other team.	2	0
Facilities	Wagner and Courts Plus are in dire need of an upgrade. These facilities are 30+ years outdated and do not have good waiting areas for kids in classes (more space, tables, outlets, etc.) Courts Plus does not have enough courts to support the demand for classes and there are always huge waitlists.	2	0

Type	Comment	Up Votes	Down Votes
Facilities	The baseball/softball fields need work. At York Commons there is so much extra dirt on infield after they rake it when kids scoop up a ball tons of dirt comes with it, not to mention the dust storm when it is windy. Need to remove some dirt or artifact turf the infield. Several parks also have the outfield a lot lower than the infield, which seems dangerous. Could use some shade structures at Berens diamonds. Plunket is nice with all the trees providing shade for those watching or kids in dugout	2	0
Facilities	I was at a baseball tournament in Joliet and they have turf fields and a bar/restaurant operated by a local restaurant. Profit share This is a great way to fund the improvements needed to the baseball facilities.	2	0
Facilities	Pickle ball courts? Butterfield seems to have enough space to accommodate.	1	2
Facilities	Provide a subsidy so we can have the option to build a cost effective pickle ball court in our backyard.	0	9
Facilities	Overpass from East side of Route 83 over to Cricket Creek. Boy scouts have been raising money for this for years. It would give access to walking paths and bike riders could easily connect into the Salt Creek trail. Also better/more outdoor basketball courts with lights.	0	0
Facilities	With the explosion of pickleball, Crestview Park has become overcrowded. On a summer morning all 6 courts are in use, with another 8-12 people waiting to play. Berens Park has ample space for another 6 or more courts.	0	0

Type	Comment	Up Votes	Down Votes
Facilities	RE: Plunkett baseball fields. I agree with comments about field conditions and safety and constant cancellations due to bad drainage etc. I also notice the POOR and dangerous pavement conditions. I notice other communities we play have larger dugouts for the kids, they also have places to hang the bats and helmets. Its dangerous now with the kids tripping over all the equipment coming in and out of the dugouts. A field at Behrens has such amenities but that was paid for by the Extreme league.	0	0
Facilities	New facilities for gymnastics & more general kids classes - it's hard to get into classes/ programs & the building & gymnastics center is old. Check out Oak Park's gymnastics rec. center & Glen Ellyn's facilities - which allow families to even rent out facilities for birthday parties and such. They are new and wonderful. Elmhurst should have this too!	0	0
Facilities	Outdoor performance area (band shell) Elmhurst is recognized as having one of the best music programs in the country and yet, we don't have a single park district or community performance venue that is appropriate to feature our performance groups. We've got baseball, football, tennis, soccer fields, ymca, courts plus, Wagner center - sports facilities galore! But not a single space to celebrate local musicians.	0	0
Miscellaneous	How is Elevate Elmhurst Parks different than Vision 2020? We paid a lot for consultants to develop Vision 2020 and now it seems like we're paying a lot for consultants to develop basically the same strategic plan 5 years later. These plans are really nice and engaging, but if minimal change occurs, it's a waste of resources. What difference in leadership and execution will ensure that Elevate Elmhurst Parks doesn't end up like Vision 2020 (which was conveniently blamed on the pandemic)?	63	1

Type	Comment	Up Votes	Down Votes
Miscellaneous	This survey by Berry Dunn will cost \$128k. In 2017, the Park Dist spent \$100k for Lakota Group to do the same. Long-term strategic needs haven't changed because they haven't been addressed. We appreciate the adult center, but we still need a sports complex, dog park, maintenance of existing facilities, relevant adult programming and facilities (ie pickleball), reliable registration, and night/ weekend programs for working parents. \$128k may be better used to implement instead of ideate again.	59	0
Miscellaneous	Why does the Park District keep doing these surveys when you don't act on what people suggest anyway? For a town the size & scope of Elmhurst, this park district is sorely lacking. Perhaps it's because the same people keep getting elected to the Board? This town cries out for a sports complex, maybe even one with another pool (indoor too). All you have to do is look at surrounding towns and see how much better their facilities are, and why many Elm residents utilize other town's PD.	57	0
Miscellaneous	Aside from Butterfield Playground, most facilities and parks aren't easily accessible (especially uneven walking paths and bathrooms).	46	0
Miscellaneous	<p>Suggestions:</p> <p>Cap EPD salaries and pay seasonal/hourly workers more. The EPD will not be able to compete with babysitters/restaurant barbacks making \$25 per hour in cash. Shortened pool hours and activity participant limits is a lousy solution.</p> <p>Provide EPD executives "field upkeep training". Baseball diamonds need water and rakes.</p> <p>Direct \$ anywhere other than the endless online technology improvements. Improve old parks, build a rec center, basketball hoops, a water park, pickle ball courts.</p>	27	4

Type	Comment	Up Votes	Down Votes
Miscellaneous	<ul style="list-style-type: none"> *. Indoor Athletic Facility: Most surrounding communities have an all-purpose athletic facility and Elmhurst should too. *. More “rec league” opportunities for youth and high school students who don’t want to play “travel ball,” but still like to be involved in sports. *. Splash Pad should be free. \$15.00 to go for yourself and two small children seems excessive. *. Add Outdoor ice Skating Facility *. Add Dog Park *. Improve baseball fields. 	16	0
Miscellaneous	Please provide Elmhurst with more pickleball courts! Pickleball is a family game. Kids, adults, older people can all be involved in this awesome sport! Elmhurst does not have near enough courts for all people to enjoy. Please put this as high priority so more Elmhurst community folks can get in on this awesome sport! Thanks!	14	10
Miscellaneous	Please build pickleball courts in a remote location so the rest of us don't have to deal with the noise.	11	1
Miscellaneous	The signage on the Salt Creek Trail is ineffective in directing bikers from Eldridge Park to the Prairie Path (that both share for a bit until the SCT breaks off on Monterrey Ave in Villa Park). There should be one route, ideally from Eldridge Park to Rex Blvd. and Crescent and then continuing on Rex with signage and a dedicated bike lane painted on the street. Rex connects to the Prairie Path making it an easy route, especially with signage and a bike lane.	10	0
Miscellaneous	The intersection at the Prairie Path, Poplar and Vallette is dangerous for those on the prairie path. There is a 4-way stop sign, but roads are not at the same intersection. When going south on poplar the stop sign is after the prairie path and drivers are focused on the stop sign that they fly through the cross walk. The simplest change would be to move the stop sign on Poplar to north of the prairie path.	10	0

Type	Comment	Up Votes	Down Votes
Miscellaneous	Dedicated Pickleball courts with Pickleball nets. Some Hours set on a calendar for show up open play. Bathrooms, water fountains, lights, shade... Can newer community center gym on st Charles be available for indoor Pickleball?	8	10
Miscellaneous	Please build separate pickle ball courts as far away from residential areas and tennis courts as possible and don't just convert tennis courts to pickleball courts. The sound reverberating from pickleball sound levels within 100 feet of courts will usually be around 70 dBa with no sound reduction efforts applied. This is as loud as freeway traffic sound. Please conduct sound studies to ensure neighboring residents and other sports are not impacted negatively by this sport.	8	1
Miscellaneous	Elm PD is a joke. You've got the "parks" down by adding more useless green space, but the "recreation" side is very lacking. Elm PD is out of touch with residents and what they are looking for. You have no idea how many residents utilize other town's park districts for activities. That's a lot of revenue Elm PD is losing, yet Elm PD seems to have a lot of \$\$ with the fees of programs that it charges and spends on surveys. This town is growing but the PD is not.	7	1
Miscellaneous	I want to commend staff on taking appropriate actions based on resident feedback. Examples include a much improved registration experience for Spring programming and grouping easter egg hunt participants by age. Keep seeking and taking action on feedback we provide.	6	5
Miscellaneous	A bike or walking bridge across 83 to prairie path would be wonderful, but remains a dream.	4	2
Miscellaneous	so happy the Wilder Park tennis courts are resurfaced. PLEASE put the backboard up!!!!!!	3	1
Miscellaneous	We need more pickleball courts. The sport is extremely popular and the current allocated space does not accommodate the number of players in Elmhurst. eua	3	8

Type	Comment	Up Votes	Down Votes
Miscellaneous	I noticed that EPD maintenance workers were using gas powered leaf blowers. It would be great for the Park District to migrate to electric mowers and blowers.	3	1
Miscellaneous	Please remove all playgrounds, fields, and schools to make room for more pickleball courts.	2	14
Miscellaneous	Def need an underpass or over pass near York, lake and expressway to protect suburban kids from cars.	2	0
Miscellaneous	<p>Lot of ideas of how to spend money, not many on how to raise money.</p> <p>Ev chargers at Berens Sell some of the empty lots for m\$ developments Perpetual signup for activities Donations drive ideas.</p> <p>New fields, new pools, save private parks by millionaire row. Where does the money come from? Maybe just invite the bears to move to elmhurst? It's a little bonkers.</p> <p>Baseball & softball fields aren't that bad, maybe we need ██████████ to fund a new park and uniforms for the little league team.</p>	1	9
Parks and Open Spaces	Pioneer park needs a major facelift. The playground equipment is so old and worn. Teenagers meet at the park at night, and between them and the kids, this park takes a beating. In general EPD needs to do a better job at park upkeep and updates.	23	0
Parks and Open Spaces	The sports fields are in terrible shape—baseball and soccer	22	0
Parks and Open Spaces	Pioneer Park's play structures, sand area, swings, etc. need a much-needed update. With so many kids and families visiting the park on a daily basis, it's unfortunate that much of the play equipment is broken, cracked, or outdated.	19	0

Type	Comment	Up Votes	Down Votes
Parks and Open Spaces	<p>I grew up in Elmhurst & moved my family back a few years ago. It is amazing the baseball fields are still as bad as they were decades ago. EPD needs to spend taxpayer funds (not EYB/ EBSL who currently fund upgrades) on new artificial turf fields, along with grading and maintaining the current fields to be playable & safe. While having a new multiplex like Oak Brook would be nice, we need to be realistic concerning the costs & location. Investing in current ballfields makes more economic sense.</p>	17	0
Parks and Open Spaces	Elmhurst could use a dog park for pet owners and their best buds to enjoy locally.	16	3
Parks and Open Spaces	<p>Permanent bathrooms at parks would be greatly helpful for potty training age children.</p> <p>Spray ground used to be included in pool pass for residents, seems unfair and dishonest to blame not including it on COVID still.</p> <p>If courts plus isn't making money, update and turn it into an indoor sports facility for programming (another gymnastics gym, indoor basketball, indoor soccer, indoor swimming with toddler pool for winter, more options for dance or kids classes in winter, etc)</p>	16	0
Parks and Open Spaces	Let's bring a permanent, large-scale outdoor performance pavilion (i.e. band shell) to Wilder Park! A proper outdoor stage with good amplification, lighting, and other features could be used for music concerts, dance recitals, poetry readings, plays/theater, lectures, and more.	14	0
Parks and Open Spaces	There is a large tennis community in Elmhurst. With the gaining popularity of pickleball, it is harder to procure courts to play tennis. Please maintain an ample number of tennis courts and dedicated tennis courts in our Elmhurst parks to continue to serve all our tennis players.	13	3

Type	Comment	Up Votes	Down Votes
Parks and Open Spaces	<p>Please upgrade the baseball, softball and soccer fields, everywhere we play outside of Elmhurst has better fields. Need more turf for soccer and more grass or turf infields for softball and baseball along with better dugouts, HR permanent fences, electric scoreboards. I am glad we are asking for feedback and we need to follow through</p> <p>Also an indoor multi use facility for soccer and other sports like the Max.</p>	11	0
Parks and Open Spaces	<p>Please help us save The Green Space historically protected by the old Elmhurst hospital! The space stretches among homes between 3rd and Schiller and is an amazing area for the dense community of kids in that part of town!</p>	10	1
Parks and Open Spaces	<p>Parks that include more designated pickleball courts. The Crestview courts at times have 22 people waiting to play.</p>	10	6
Parks and Open Spaces	<p>We need an additional turf soccer field and ideally an indoor facility for all sports.</p>	10	1
Parks and Open Spaces	<p>Large open space in the southeast corner of Glos Memorial Park is unused. Lots of kids walk thru that park. Please consider a simple natural looking obstacle course or jungle gym in that corner.</p>	9	0
Parks and Open Spaces	<p>Please add more pickleball facilities in Elmhurst. I feel it is time to convert some of the existing tennis courts into dedicated pickleball courts. The utilization of the current pickleball courts far outweighs the utilization of the tennis courts. At a minimum, convert the current tennis courts into dual play pickleball courts and upgrade the lines for pickleball.</p>	9	14
Parks and Open Spaces	<p>Please make a 9 or 18 hole disc golf</p> <p>People can play pickle ball wherever. One hundred dollar net and some chalk. School parking lots are open during the summer</p>	9	5
Parks and Open Spaces	<p>We need improvements to our baseball and softball fields. Maintenance is low, seating is limited, and the overall availability of fields vs. the size of our program demands is inefficient.</p>	9	0

Type	Comment	Up Votes	Down Votes
Parks and Open Spaces	Prioritize saving the green space that runs between Shiller and Third by where the old hospital was located. It needs to remain an open space for kids and families to enjoy.	9	2
Parks and Open Spaces	I would love to see the plans for the dog park started again. The designs previously shared and voted on were great and I thought we even had a location chosen.	8	3
Parks and Open Spaces	I'm a local realtor and I know my clients and myself all agree, Elmhurst needs more outdoor Pickleball courts! Crestview is great but need more courts.	8	10
Parks and Open Spaces	I first learned to play pickleball in elmhurst and I love what they have done with pickleball so far. I would love to see more designated pickleball courts throughout elmhurst possibly some with lights.	8	8
Parks and Open Spaces	Please provide a cover for some of the pickleball courts at Crestview along with a bathroom!!!! In this heat a cover and bathroom facility would be so appreciated. We also just need more places to play in Elmhurst. Can I suggest making one court at Eldridge a designated pickleball court?	8	8
Parks and Open Spaces	Please don't just focus on pickleball people! Just about ALL sports & recreational facilities EPD offers are substandard for a community like Elmhurst. Sports clubs do not have enough space (especially soccer). EPD does a TERRIBLE job maintaining what they have. Other suburbs do a much better job of maintaining grass, playing surfaces. In soccer, Elmhurst teams get a major home field advantage because visitors are not used to playing on fields as poorly maintained as ours.	8	5
Parks and Open Spaces	Please build more outdoor pickleball courts in Elmhurst with bathrooms and lights and some benches. Also can you put a practice wall on the southwest fence for a person to practice hitting against at Crestview? Also what about a chest/locker (like they have behind home plate at baseball fields) to store pickleball stuff in at Crestview? Thanks so much! I appreciate you! 🙏 🗨️😊	8	11

Type	Comment	Up Votes	Down Votes
Parks and Open Spaces	Please add more outdoor pickleball courts, with lights, shade and a bathroom facility. Indoor courts are also needed.	8	7
Parks and Open Spaces	The picnic areas at Wilder are falling apart. The tables have peeling paint, uneven tops/benches, and exposed wood. The mulched area around the tables gets larger and more unruly every year. They're full of weeds. There is no paved path or accessibility within these areas. This is supposed to be the preeminent park in Elmhurst.	8	0
Parks and Open Spaces	We need to have a park district capable of holding large youth tournaments. We go to all neighboring towns with better facilities than ours indoor/ outdoor. Our indoor options are way too limited for all sports. Outdoor facilities need better fields and more space to accommodate.	8	1
Parks and Open Spaces	More of the fields at bigger parks, such as Behrens, or Eldridge should have one or more turf fields. Turf fields require less maintenance and are capable of being used year round. This is good for sports, but also for community events, where they don't need to be canceled due to the field being too muddy. This also opens up hosting of soccer, lacrosse, football tournaments.	8	0
Parks and Open Spaces	The Salt Creek Greenway trail goes through multiple communities and is always clearly marked. Why can't Elmhurst complete the connection from Madison St to the Prairie Path? This is an immensely popular trail and often goes right by homes. Why is it so hard to complete the trail in Elmhurst? It would also be wonderful to have a bridge crossing Route 83 to get to Cricket Creek.	7	0
Parks and Open Spaces	Pickleball is growing at rapid speed over the last 2 years. Elmhurst is no exception, however due to the low level of dedicated courts Elmhurst residents are forced to outsource elsewhere to play. Having multiple locations across Elmhurst will be sure to keep people in town to fulfill the Pickleball hype. Wilder, Eldridge, and Berens park are great locations for additions. Even adding additional courts to Crestview may help.	7	10

Type	Comment	Up Votes	Down Votes
Parks and Open Spaces	Please work with the City of Elmhurst to maintain the green space adjacent to the old Elmhurst Hospital property. So many people utilize that space, and it provides a safe route for many children to walk to Field.	7	0
Parks and Open Spaces	The sand volleyball courts need a lot of attention. The adult league just started and everyone was talking about how the sand wasn't well maintained and there wasn't enough of it. It takes some of the fun out of the game when your feet are so uncomfortable.	7	0
Parks and Open Spaces	We need a park in the area west of York, between North Ave and the Metra Tracks and West Ave. Our kids have no playground or greenspace without crossing dangerous intersections or train tracks. EPD took money from developers of large apartment buildings that make our neighborhood even more dense and used it to develop parks in other neighborhoods!	7	0
Parks and Open Spaces	We need to improve the quality of all of our athletic fields, not just have one or two excellent turf (Berens) fields and the rest are below average. When going to neighboring towns for sporting events it is apparent that the overall quality of our athletic fields lacks in comparison. Our fields are uneven, unkept, and at times even borderline unsafe. I would highly recommend a focus on identifying those fields in the worst condition, layout, etc and a formal plan to address	7	0
Parks and Open Spaces	Our baseball fields need HELP!!! How can a community as wonderful as ours have such poorly maintained baseball fields and facilities? Please consider: <ul style="list-style-type: none"> -need for an artificial turf infield -annual tapering of fields to alleviate dangerous "lips" -annual grading of fields to ensure flat, safe playing surfaces -upgrade of East End Park playing surfaces -upgrade of Plunkett Park common spaces and walking paths (current jagged asphalt paths are a hazard) -addition of public batting cages 	7	0

Type	Comment	Up Votes	Down Votes
Parks and Open Spaces	<p>This fall my daughters AYSO practices were held in pitch black at Eldridge, which resulted in multiple cancelled weeks of practices due to unsafe conditions and the inability to reschedule to an earlier time slot due to space restrictions.</p> <p>This spring her AYSO practices were held in a nook of Conrad Fisher in between baseball fields. Another terrible location that resulted in shifts and cancellations due to unsafe conditions. We clearly do not have adequate lighted, safe, soccer spaces.</p>	7	0
Parks and Open Spaces	<p>Our baseball/softball fields need attention. As a summer league coach, it's difficult to maintain a consistent schedule at the beginning of the season with our wet springs. If we could add a few artificial turf fields similar to the one at Plunkett, it would help tremendously in getting some early games in as scheduled.</p> <p>At minimum, the fields need to be leveled. The transition from the infield to the outfield is brutal in some locations, such as East end and Butterfield.</p>	7	0
Parks and Open Spaces	<p>Pickleball is growing at an exponential rate. We need more dedicated pickleball courts .</p>	6	8
Parks and Open Spaces	<p>Let's build more dedicated pickleball courts in Elmhurst! (with windscreens & lights)</p> <p>Pickleball is the fastest growing sport that everyone can easily learn, multi-generations can play & strengthens community because it's so social & inclusive. It's also healthy for the body bc it's aerobic exercise.</p> <p>Pickleball is here to stay! It is not a fad for seniors.</p> <p>If you havent yet played Picklebal, I encourage you to try it, so you will clearly understand the attraction & addiction.</p>	6	10

Type	Comment	Up Votes	Down Votes
Parks and Open Spaces	I noticed there is work being done on some courts across from Elmhurst University, I am hoping you are putting in some pickle ball courts along with the tennis courts that are already complete! I play regularly at Crestview park in Elmhurst and they are often full. Please provide more pickleball courts with actual pickle ball nets!!!! I also play at Butterfield park but those nets can only be lowered in the middle and not ideal, any way we can get at least one pickleball designated court only?	6	9
Parks and Open Spaces	We need more turf fields and lighted fields. Whenever there is bad weather our kids cannot play, they lose time. There could also be a lot more options if we had lighted fields, especially in the fall, we lose a lot of time.	6	0
Parks and Open Spaces	We desperately need turf soccer fields and an indoor soccer facility. All of elmhurst is traveling to neighboring towns for our own accommodations, or dealing with cancellations routinely and poorer performing teams as a result.	6	1
Parks and Open Spaces	The parks need connections to the sidewalks and walking loops so local residents can use them. Some of them are so vehicular focused in terms of access to the facilities at the park.	6	0
Parks and Open Spaces	Would love to see upgrades to the baseball and softball fields in town! These fields are not well-maintained and sometimes present safety issues for players. Would love an artificial turf to be considered in addition to other upgrades and maintenance.	6	0
Parks and Open Spaces	Approach the City to work out an intergovernmental agreement to keep the open space between 3rd St and Schiller undeveloped, exactly as it is today. A unique space for climbing the dozens of trees, sledding, picnics, playing in the snow, pickup games, etc. It provides safe passage for kids to Field avoiding busy roads like Willow & Berteau. It's a gathering place & the health & environmental benefits of undeveloped green space are numerous. City should gift it to EPD as it was gifted to the city	6	0

Type	Comment	Up Votes	Down Votes
Parks and Open Spaces	<p>Pioneer Park’s amenities need to be updated including all playground equipment and basketball court.</p> <p>This is a high traffic location which should be considered when prioritizing feedback. The replacement design needs to consider the wide variety of groups who visit the park. For example teenagers use the park as a meet up location in the evenings. The equipment should be able to withstand the wear, tear, and sometimes destruction this group brings.</p>	5	0
Parks and Open Spaces	Please work with the City of Elmhurst to save and protect the green space adjacent to the old Elmhurst Hospital property for the benefit of our community.	5	0
Parks and Open Spaces	Please work with the City of Elmhurst to save and protect the green space adjacent to the old Elmhurst Hospital property/The current Nitti home development. Would love to see it kept as green space as so many kids play on it, but even a Pickleball court could be a great idea.	5	0
Parks and Open Spaces	<p>More water play areas that are free</p> <p>Update the putt putt at the Hub and Berens in general</p> <p>Eldridge park is very nice</p>	5	0
Parks and Open Spaces	The soccer fields are in terrible shape. They need to be regraded and leveled. Or add more turf fields so we do not have this issue.	5	2
Parks and Open Spaces	Maintain green spaces in the neighborhoods in addition to larger parks. Specifically we would like to see the green space that runs between Shiller and Third by the old hospital remain an open space for kids and families to enjoy.	5	0
Parks and Open Spaces	Elmhurst needs more fields and for them to be better maintained! We have noticed when traveling to other suburbs they have much nicer playing fields and bathrooms (not port a potties). Grass should be well kept and grounds need to be more level. Lighting for late night games and more permanent bathroom structures are very much needed!	5	0

Type	Comment	Up Votes	Down Votes
Parks and Open Spaces	We need more soccer fields with turf & lights. Two turf fields at Berens cannot be the only options for all of the club sports that would use these fields, especially with Lacrosse becoming more popular and needing fields as well. More importantly, it is a shame how much we pay in taxes and have no indoor facility for the winter that can house basketball, soccer, etc like many other surrounding towns have. Please make this a high priority!	5	0
Parks and Open Spaces	Baseball fields need a huge upgrade ! I think to myself we live in Elmhurst and yet the surrounding towns have much better, Playing fields. We need artificial turf - we have so many games every season that are cancelled due to poor field conditions.	5	0
Parks and Open Spaces	Our EPD baseball fields are of poor quality, esp the fields at East End. Those fields have hills right behind the infield. It is dangerous for kids to run down a hill to play a ball. Leveling is needed. Furthermore, we need at least one turf field in Elmhurst. The dirt infields are also a mess. It is of poor quality.	5	0
Parks and Open Spaces	Better soccer fields and lights are needed in the parks for games. More trees in open spaces	5	0
Parks and Open Spaces	Would love to see more pollinator gardens/ reconstructed natural areas around parks! Some unused spots in parks like Pioneer, Wilder, Plunkett and East End could be repurposed with native plantings which require less maintenance & money over time. They could also be paired with water/flooding infrastructure to be more useful (i.e. rain gardens). Eldridge is a great example of a park which smoothly includes many pollinator areas without taking away used space.	5	0

Type	Comment	Up Votes	Down Votes
Parks and Open Spaces	A meditative Labrynth would be a lovely addition to the green space near the old hospital or in the new park by glos mansion. Paired programming could include free community yoga, Tai Chi, and meditation.	4	0
Parks and Open Spaces	The Wilder Park playground is falling apart. Are there plans to renovate? Also,I would love to see adult outdoor fitness become a priority. There are many places to reference best-in-class equipment, etc.	4	1
Parks and Open Spaces	Please develop more fields for soccer and sports. When visiting other communities we see many well maintained fields that are flat and set up for sports. In Elmhurst, aside from Berens, we often play on fields with dirt spots, grass either too long or too short, and slanted in one direction. For winter activities, we have too many teams and athletes of all ages wanting to train or participate in different sports and must rely on facilities outside of elmhurst. Focus on an indoor facility	4	0
Parks and Open Spaces	The athletic/soccer fields could use a significant upgrade. The natural grass fields are not well suited to the amount of activities especially for the times of year and the weather. Other similar cities have much better quality fields. Replacing grass fields with turf and lighted fields would be a significant upgrade!	4	0
Parks and Open Spaces	Our parks have been substandard for so long it is disappointing. I don't know if we can use a landscape architect or some other service to better use the space, and find ways to keep fields from being overused and worn out, while still allowing kids to play. Turf (+lighted) would really help this and would be ideal, but we need to do something to make the grass fields more playable too. I understand this takes money, but we have not had a Parks Referendum in about 50 years.	4	0

Type	Comment	Up Votes	Down Votes
Parks and Open Spaces	I love elmhurst and our community, especially what it had become in recent years. You guys are doing great job!!! Soccer fields should be flat, otherwise it is just a backyard with goals. Dangerous...very!! Our fields are a joke. We need midium and some smaller field with different size goals. Lights would be awesome. Turf is cheaper. Fifa is finally investing in United States and this sport will get more popular with our kids. Let's do this right. Go Elmhurst!!! Oh..doggy park please!	4	0
Parks and Open Spaces	As a member of the community with children who are involved in multiple sports, I find it hard to believe we do not have a large indoor facility or even indoor basketball courts. We also need a space to host tournaments. We are constantly travelling to nearby communities because Elmhurst, currently, do not have the facilities. Finally, we need more turf fields for soccer, football ,lax etc. With lighting to provide practice space for the multiple teams within Elmhurst.	4	0
Parks and Open Spaces	The soccer fields across the board need updating. The turf fields at Berens are great, but the grass fields are in bad shape and would benefit from regrading and lights. The lack of lights at East End and Eldridge are borderline hazardous. Also the naming convention of fields of Eldridge is confusing for everyone (the Sled Hill field isn't the field closest to the Sled Hill?). The parking situation along Spring at Eldridge is also insufficient for the amount of demand.	4	0
Parks and Open Spaces	I love the amount of parks and green space in Elmhurst. However, there are limited amounts of both tennis &, especially, basketball courts. None were put in Butterfield park, there are none in Wilder. There is a terrible one at Pioneer, &; an insufficient one at Plunkett. The best one is at East End, but it is only one full court . Basketball is the 2nd most popular sport in the US, yet most of Elmhurst parks don't have any courts, or have one that is thrown oddly into a space. More b-ball courts	4	0

Type	Comment	Up Votes	Down Votes
Parks and Open Spaces	Would love to save the open green space that used to separate the "old hospital" and the neighborhood. Many kids utilize that area for walking through to get to school, along with playing during winter. Kids will play in the snow on the little hills that are spread out throughout the area even in the spring/summer months since East End might be too far for some to quickly get to.	3	0
Parks and Open Spaces	We need more turf soccer fields and more soccer fields that are better kept. Berens is an embarrassment and elderidge is frequently under water. Other cities with better facilities are going to be attracting Elmhurst families to their soccer programs and park district will lose out on that revenue	3	0
Parks and Open Spaces	Our soccer fields are second rate and need to be improved. When our club plays in other towns, their fields are so much better. Ours are half dead and slope up and down. EPD should elevate the quality of the fields, and add lights to Eldridge so that can be used later into the evening.	3	0
Parks and Open Spaces	We would love to see more facilities for soccer-- including more lighted fields and turf fields. When weather or daylight hours are less than ideal, our options to play diminish greatly.	3	0
Parks and Open Spaces	I wrote on the facilities board that the Marjorie Davis ground needs to be redone. Thanks!	3	0
Parks and Open Spaces	I would love to see more turf fields and lighting in our parks, especially for the soccer fields. Practicing soccer later at night is difficult and portable spot lights need to be used, which is not idea.	3	1
Parks and Open Spaces	Revamp Eldridge's east side park by the pond. It would be amazing for a unique park and water feature similar to Bison Bluff in Schaumburg. You could also turn the building there into a nature center like they have.	3	0

Type	Comment	Up Votes	Down Votes
Parks and Open Spaces	As I understand, EPD alternates updating the various parks throughout the city. The Tot Lot park on Larch is in desperate need of updating and should be top on the list for the next park to be addressed. Thanks!	2	0
Parks and Open Spaces	We could use more lights at Eldridge fields as well leveled fields at Berens.	2	0
Parks and Open Spaces	We need more turf space or better lawn maintenance as the grass is getting pretty beat up. Also more fire kids with lighting. Also more Pickleball courts	2	0
Parks and Open Spaces	Don't reinvent the wheel research other similar size towns and see what works very well for them. My one daughter would say a turf softball field. Other daughter would say more lights and turf available for soccer games. They both would like some sort of indoor facility so they wouldn't have to travel so far. My husband would say more pickle ball courts. I would say bathrooms at all parks.	2	0
Parks and Open Spaces	The open spaces we use for our sports fields need an upgrade. The grass areas need to be leveled and then maintained - the current spaces used for soccer / lacrosse are uneven with holes and large dirt patches. If large areas were leveled and given a drainage system it would be easier to rotate the fields so they don't get as worn each season. If lights can be put in at a couple additional parks, that would also lessen the wear and tear as there would be more options.	2	0
Parks and Open Spaces	add a basketball tree to Butterfield Park	1	0
Parks and Open Spaces	It's time for a dog park! So many dog walkers in Elmhurst, it would be great to have a place to let them run. Crescent Park looks like a likely place.	1	2
Parks and Open Spaces	The park at Berens by the splash pad could use a new floor it is peeling and broken in several locations.	1	0

Type	Comment	Up Votes	Down Votes
Parks and Open Spaces	<p>We need more sections of public parks to be dedicated soccer fields. There are wide-open green lawns in every park that no one uses. Some of this can be allocated with 2 nets and a perimeter for very little cost. More trees need to be planted around fields. Kids play in 90 degrees at noon in the heat of the day because there are not enough fields available to schedule everyone in early morning games. When they are not on the field, there is no shade for them to take a break under.</p>	1	0
Parks and Open Spaces	<p>I think the turf field at Berens is an excellent playing surface for the teams that get to use it. I'd like to see more similar playing fields, maybe at Eldridge, Butterfield, etc. Also, having additional lighted fields would be greatly beneficial and offer more flexibility in scheduling and provide the kids with an opportunity to experience that "big game" feeling of playing under the lights.</p>	1	0
Parks and Open Spaces	<p>I would LOVE to see a playground added to Maple Trail Woods! That park is a perfect place for an additional Elmhurst Playground. The closest ones are over a mile away at Eldridge and Lincoln School.</p> <p>The space at Maple Trail Woods is and always has been an empty field. Adding a playground there would bring the children of the neighborhood an additional place to play.</p>	1	0
Parks and Open Spaces	<p>As a very friendly dog city, Elmhurst has been woefully behind in adding dog park for several decades now. The closest is located in either Oak Brook or Villa Park.</p> <p>There are numerous potential locations around town free from residential zones. This has a relatively low start up cost and revenue can be generated annually with the sale of special dog licenses.</p> <p>What are you waiting for Park Board? Please get it done!</p>	0	0

Type	Comment	Up Votes	Down Votes
Programs and Events	The EPD has been more and more disappointing each year and has a consistent pattern of taking advantage of and not serving working parents by providing limited options (Rec station), costly programs (price increases are not justified for camps and Rec Station and refund policy 50% after May 1), long waitlists (sign up at 9 am during a work day for Rec Station), lack of communication outlining new policies (camp refund policy), and rude customer service (still waiting for return phone calls).	46	0
Programs and Events	There need to be more options and opportunities for children of working parents. My children are preschool age but I have been warned to start preparing for after care because Rec Station is so limited. There were also minimal classes offered outside of normal 9-5 working hours for my kid's age group this summer. The registration system has improved somewhat but is still cumbersome and stressful for enrollment.	29	0
Programs and Events	EPD arts programs have reverted to being the bare minimum. The dance studio space is ridiculously small, the music lessons and community band programs are nonexistent. Comparable districts have thriving dance companies! DesPlaines, Carol Stream, Mt. Prospect, Arlington Heights and more. EPD had staff that understood how to run these programs and grew them. Our kids loved being in their community dance company! You have nothing for them now. You threw us away, but kept our tax \$\$.	27	0
Programs and Events	The EPD programs fill up way to quickly. It shouldn't be a crazy race to get the kids into a program. It should also be easier to see what programs are available for each week/day. I ended up signing up my son for the entire summer of camp because I was afraid of not getting him in if I went in and signed up for each week separately. We won't be at 3 of the weeks and I'll have paid for them just to ensure I have childcare. Could you put the activities on a calendar to see where things overlap?	25	0

Type	Comment	Up Votes	Down Votes
Programs and Events	open courts plus pool for families to swim during the winter months	23	0
Programs and Events	The holiday tree lighting tradition is falling behind neighboring communities. On any given night in December, Lilacia Park is attracting hundreds of non-Lombard residents with their lights (maybe even thousands on the weekends). These are people who then go out to eat and visit downtown Lombard. Wilder Park could have the same draw and bring a lot of outside money into Elmhurst, but the trees are not competitive anymore.	21	0
Programs and Events	Please expand the Funseekers day camp and Rec Station programs to meet the needs of the community. Elmhurst is sorely lacking in full day summer camp and after school care availability for working parents, and this needs to be prioritized. Other neighboring suburbs do not have these issues.	19	0
Programs and Events	A larger gymnastics facility is essential for the amount of participants in the program. The programs have seemed to grow a lot.	16	0
Programs and Events	After school care needs a complete overhaul. From lack of availability, inequity in spots (i.e., grandfathered kids because of sibling attendance). Additionally the program is so limited at aftercare. They basically stay in one room with very limited structure. Additionally the registration for it is a nightmare.	13	0
Programs and Events	Please expand the rec station program to meet the needs of the community. It's nearly impossible at some schools to get a spot in rec station as a new family. Other neighboring suburbs do not have this issue in public school after care programs.	13	0
Programs and Events	Our park activities are incredibly difficult to access as a resident. Sign-ups are stressful and very difficult to get into the classes that you want. This is especially true for after-care/summer programs. There aren't very many options for families where parent(s) work all day - very limited evening and weekend choices. We would love for our park programs to feel like they were an enhancement to living in Elmhurst, instead of a complication	13	0

Type	Comment	Up Votes	Down Votes
Programs and Events	The one big recommendation I have is for the pool passes. They are very expensive and while our pools are nice, many surrounding communities offer much nicer pools for less. I wish ours didn't cost as much. I also would include the splash pad in the pool pass. We'd like to go once or twice a year but seems silly I have to pay that much more to get in. Finally, the height for the slide at Smalley should be lower. By the time my boys are big enough to go down, they will not be interested.	12	0
Programs and Events	The Jackson School aftercare waitlist is very long -- while there are openings at other schools. It is a huge disservice to the community to not provide reliable after school care for students that need it. The Elmhurst Park district philosophy should be that any Elmhurst resident that needs child care after school should get it.	10	9
Programs and Events	Hi! EPD not only is lacking in Picklball facilities, but also lacking in organized programs. Oakbrook Park District offers it's residents (non-residents) drills/ lessons at all levels, open play at all levels, leagues at all levels, & tournaments. They bring in professional picklball players for teaching clinics on occasion as well. Something for everyone, and an opportunity to learn the game without developing bad habits. Take a look at the Oakbrook picklball offerings online catalog.	9	0
Programs and Events	Rec Station and the public schools need to find a solution to the issue of not being able to meet the demands for after care at almost every school in the district. My family is unable to send our kids to public school because of the high demand for after care, the low enrollment limit, and the inability to sign up at the same time as everyone else seeking the service (since we've never used it before).	9	0
Programs and Events	There's an age gap in programs offered for toddlers. Classes outside of sports and gymnastics don't have anything for kids 30-36 months. Also having more activities in the evening would be beneficial	9	0
Programs and Events	More before or after school childcare openings or programs would be great!	8	0

Type	Comment	Up Votes	Down Votes
Programs and Events	Music lessons need to be offered again, especially piano and voice lessons. EPD had the best community-centered music program in town pre-pandemic. Bring back music lessons.	7	0
Programs and Events	offer pilates at courts plus or rent the unused cafe to a pilates business	5	0
Programs and Events	I would love to sign my kids up for some nature camps, or even weekly nature classes, offered through the park district. One idea could be a tree climbing class at the Green Space behind the old hospital. Something along the water or trails at Eldridge park would be great too. I believe it's part of the PD's mission to help the residents enjoy undeveloped green spaces and this would be a great fit for that! Thank you for all you do!	4	0
Programs and Events	As a career educator I would love to see more kids enjoy nature encounters. We have amazing green space and trails in Elmhurst. The benefits of nature for children and adults is abundant. There are many studies that point to long term health benefits and building confidence for children who experience nature at a young age. I would be in line to teach this class!	4	0
Programs and Events	Rec Station should have a tiered payment option (ie it costs less if you pick up by 4:30, or if you only need 3 days a week). Also, there is a constant waiting list which prevents access to affordable childcare for working parents.	4	0
Programs and Events	I have an Autistic 4 year old. I find it hard to find programs, events or even parks where we feel we belong. I think it would be great to have programs/activities for kids with special needs around 1-6years old. Even a support group for local parents to just join maybe once a month, where parents can vent and not feel judged. One can join via zoom or in person and it's a group open to talk about anything not just one subject. There's many family's new to the spectrum and may feel alone.	4	0
Programs and Events	Elmhurst is an arts loving community. It's time to restart EPD music lesson and Community Band programs. Why so many more staff at Wagner and so little music lessons?	3	0

Type	Comment	Up Votes	Down Votes
Programs and Events	<p>Before and after school programs with transportation.</p> <p>Rec station works well for younger kids. Look for options with 4th grade and up. Indoor multi-purpose facilities.</p> <p>Look at Bo Jackson Dome, Windy City Ninja, Elmhurst library, Art Museum, and so on for ideas or co-the sponsor options.</p> <p>As my kids age pass 8 years old I find the park district is less relevant. I believe in the park districts ability to evolve.</p>	3	0
Programs and Events	<p>The Easter egg hunt this year - oddly had a scheduled time and started an hour later- that was a bit off putting to busy parents who are trying to schedule the day during a busy weekend. But more so nobody took accountability for the mistake/ oversight or owned that in fact people were signed up for a 9:15 a lot and you started everyone at 10:15.</p>	3	0
Programs and Events	<p>It is too hard to sign up for park activities, esp during summer registration. There are a lot of young families moving to Elmhurst. Within a few minutes of registration opening, most classes are full and the waitlist starts. I've been having to look into classes/camps held by the park districts of surrounding towns and paying non-resident fees. Lots of other families are in the same boat. Seems like a missed opportunity for extra revenue for Elmhurst.</p>	3	0
Programs and Events	<p>Would love to have reminder emails sent for registration reminders and before a new activity starts.</p>	3	0
Programs and Events	<p>The parks are beautiful, but recreation is terrible! You cannot use the parks for recreational activities because they are uneven and unsafe. Please work in the recreation part! As a parent of children who participate in recreational activities- it is embarrassing traveling to other towns to play on and in fantastic facilities both indoors and outdoors when Elmhurst has nothing lose to offer!</p>	2	0

Type	Comment	Up Votes	Down Votes
Programs and Events	Gateway would like to add programs but needs space and staff to do this. How is EPD moving forward with the Gateway member park districts to achieve this? The majority of Gateway participants are Elmhurst residents and would like to see more programs such as NEDSRA and SEASPAR have for all ages of participants.	2	0
Programs and Events	Would love it if our public schools had aftercare programs. The 3pm pick-up time is not always easy to make.	1	0
Programs and Events	There isn't sufficient programming especially for the 3-4 year old range. This might be an unpopular opinion, but I personally would like to see more parent tot classes at this age. My 3.5 year old, that went to preschool, kept begging for gymnastics where I went with him, and he didn't understand that the class didn't exist.	1	0
Programs and Events	Have an event for the skateboard park users! This age group is underserved by park programs and events. Lots of middle school and high school kids use the skate park.	0	

F4.4. Interactive Map

Type	Comment	Up Votes	Down Votes	EPD Park
Challenges	It was evident this was the next playground to be revamped for quite a while, therefore it's confusing why construction didn't begin immediately in the spring. The "Open House" for community input was a bit of a joke when very few ideas were actually taken into the plans and yet another generic playground will be added here. If EPD wants community feedback in these ways, the community should see it acted upon.	10	0	Ben Allison Park
Challenges	Please lose the sand here. With no running water, our kids just get filthy and there's no way to wash it off.	0	0	Ben Allison Park
Challenges	... you can barely call this a baseball field.	1	0	Ben Allison Park
Challenges	It is a hazard to have the "field" (which is often used by very young children for tball) so close to the street. It's very congested and parking on West Avenue should not be allowed.	0	0	Ben Allison Park
Challenges	Soccer goals have been missing from these small fields since last year. Fields need to be better maintained and goals are a must even for the youngest players.	2	0	Berens Park
Challenges	As a soccer family we are so envious of the neighboring towns with indoor practice areas, and we have to travel 20-30 minutes to get to practice spaces for our Elmhurst team during winter. Would also love to see this building open on weekends when there are games so that we can access the bathrooms.	4	0	Berens Park
Challenges	This area is incredibly hot. These courts are used by the HS and park district for kids all summer. Please add some shade.	0	0	Berens Park
Challenges	Need more turf fields at Berens and in South Elmhurst. The soccer fields in Elmhurst are generally not level and flood easily. There are so many kids who play soccer and there are so few good fields!	1	1	Berens Park

Type	Comment	Up Votes	Down Votes	EPD Park
Challenges	I agree with comments to level the playing field to improve play and safety. But I say yes to grass, and no to turf. Preserve space for our kids at Berens grass fields to run and play on natural grass.	2	0	Berens Park
Challenges	This baseball field needs help. Just like the others. This ball field could use some attention and should be have regular maintenance. There are weeds on the infield and the edge between the infield and Outfield grass is not level and has caused injuries. The dugouts could use over head cover for the kids seeing as past summers have been extremely hot. How about an outfield fence? Elmhurst is a first class town. Our kids deserve to play on first class ball fields.	0	0	Butterfield Park
Challenges	This ball field could use some attention and should be have regular maintenance. There are weeds on the infield and the edge between the infield and Outfield grass is not level and has caused injuries. The dugouts could use over head cover for the kids seeing as past summers have been extremely hot. How about an outfield fence? Elmhurst is a first class town. Our kids deserve to play on first class ball fields.	0	0	Butterfield Park
Challenges	This ball field could use some attention and should be have regular maintenance. There are weeds on the infield and the edge between the infield and Outfield grass is not level and has caused injuries. The dugouts could use over head cover for the kids seeing as past summers have been extremely hot. How about an outfield fence? Elmhurst is a first class town. Our kids deserve to play on first class ball fields.	0	0	Butterfield Park
Challenges	Would like to see a turf field at Crestview	1	0	Crestview Park
Challenges	Our pools are falling behind neighboring towns in terms of fun features. Many Elmhurst families are purchasing passes to Bensenville, Lombard, and Oak Brook (indoor pool + splash pad).	18	0	East End Park

Type	Comment	Up Votes	Down Votes	EPD Park
Challenges	The baseball fields are always in bad shape. This ball field could use some attention and should be have regular maintenance. There are weeds on the infield and the edge between the infield and Outfield grass is not level and has caused injuries. The dugouts could use over head cover for the kids seeing as past summers have been extremely hot. How about an outfield fence? Elmhurst is a first class town. Our kids deserve to play on first class ball fields.	1	0	East End Park
Challenges	This ball field could use some attention and should be have regular maintenance. There are weeds on the infield and the edge between the infield and Outfield grass is not level and has caused injuries. The dugouts could use over head cover for the kids seeing as past summers have been extremely hot. How about an outfield fence? Elmhurst is a first class town. Our kids deserve to play on first class ball fields.	2	0	East End Park
Challenges	This ball field could use some attention and should be have regular maintenance. There are weeds on the infield and the edge between the infield and Outfield grass is not level and has caused injuries. The dugouts could use over head cover for the kids seeing as past summers have been extremely hot. How about an outfield fence? Elmhurst is a first class town. Our kids deserve to play on first class ball fields.	1	0	East End Park
Challenges	The single outhouse in this park is not sufficient and is not maintained regularly enough. It's often overflowing and filthy.	15	0	Eldridge Park
Challenges	This field has no lights so in the fall soccer season I had a 9 year old practicing in the dark twice a week. Additionally, why is this named "north" field when it is by the sled hill? The "sled hill" field is across the path. This naming is very confusing for visiting teams as well as local families. Would make so much more sense to label the soccer fields with numbers.	4	0	Eldridge Park

Type	Comment	Up Votes	Down Votes	EPD Park
Challenges	This ball field could use some attention and should be have regular maintenance. There are weeds on the infield and the edge between the infield and Outfield grass is not level and has caused injuries. The dugouts could use over head cover for the kids seeing as past summers have been extremely hot. How about an outfield fence? Elmhurst is a first class town. Our kids deserve to play on first class ball fields.	1	1	Eldridge Park
Challenges	<p>Please consider removing the artificial turf at this site. Please further evaluate that our parks are not constructed with materials known to be highly carcinogenic.</p> <p>https://pubmed.ncbi.nlm.nih.gov/35948114/#:~:text=Numerous%20studies%20have%20shown%20that,%2C%20mutagens%2C%20and%20endocrine%20disruptors.</p> <p>https://amp.theguardian.com/society/2023/mar/10/phillies-ball-players-cancer-artificial-turf</p>	0	0	Eldridge Park
Challenges	This park needs a walking path that loops around and meets at the sidewalk. It's just open green space. Also maybe garden plots?	1	0	Golden Meadows Park
Challenges	Nice setup but a bit bare.	1	0	Kiwanis Park
Challenges	Generally...the plan for a new playground every year doesn't seem like a great use of taxpayer dollars. Not all playgrounds get equal use/wear and tear or depreciate at the same rate. Taking a different approach and better maintaining and replacing individual aging equipment across playgrounds seems like a better strategy than letting playgrounds run to disrepair every 20 years.	19	0	Pioneer Park
Challenges	What a nightmare to even get in this parking lot for a busy event. Please study opportunities for additional entrances - perhaps off Alexander with an access road along the north side.	1	0	Plunket Park

Type	Comment	Up Votes	Down Votes	EPD Park
Challenges	Need to be able to use this space for youth soccer. There are so few level, open spaces for young soccer players to practice. Ideally this space should have a turf field	1	0	Plunket Park
Challenges	This ball field could use some attention and should be have regular maintenance. There are weeds on the infield and the edge between the infield and Outfield grass is not level and has caused injuries. The dugouts could use over head cover for the kids seeing as past summers have been extremely hot. How about an outfield fence? Elmhurst is a first class town. Our kids deserve to play on first class ball fields.	1	0	Washington Park
Challenges	Update picnic areas. Mulching is poorly done and full of weeds. Tables are in really bad shape. Very difficult for handicapped individuals to utilize this park and picnic facilities.	10	0	Wilder Park
Challenges	This ball field could use some attention and should be have regular maintenance. There are weeds on the infield and the edge between the infield and Outfield grass is not level and has caused injuries. The dugouts could use over head cover for the kids seeing as past summers have been extremely hot. How about an outfield fence? Elmhurst is a first class town. Our kids deserve to play on first class ball fields.	0	0	York Commons Park
Challenges	The family locker rooms are an insult to the disabled community in Elmhurst. I have pointed this out to EPD staff for three years in a row now. They're even worse this year. No curtains, shower head points at the wall, no mirror, no hooks at heights for wheelchair users, nowhere clean to place bags for people with infants. I received a response from staff claiming that they're fine because they're technically ADA compliant. Absolute disappointment on many levels.	4	0	York Commons Park
Challenges	Many cracks that make skateboarding at the skatepark more dangerous than it should be	2	0	York Commons Park

Type	Comment	Up Votes	Down Votes	EPD Park
Challenges	The cracks makes the skatepark dangerous. Please fix them	1	0	York Commons Park
Challenges	The skatepark needs crack repair. Caulk or rubber cement has proved faulty the last 20 years. It needs some kind of hydraulic cement or thin set for a smooth transition. The cracks are wide enough to stop a skateboard in it's tracks. Little kids learning to skate hit these cracks and fall. Villa Park skatepark was built by a skateboarding company who understands logistics of skateparks with no cracks at all. Please bring in professionals to fix it rather than a parks and recreation crew. Thanks	0	0	York Commons Park
Challenges	While not park district property, the intersection of Vallette, Bryan, Meister, and the railroad is very unsafe for both pedestrians and vehicles to navigate. There is a lot of pedestrian traffic traveling between Pioneer Park/Prairie Path to the coffee shop and Vallette Business District with the only crossing located west of Bryan and then along the east side of Vallette. Vehicles traveling south/west on Vallette have a poor sight line to the crossing. Recommend a study of the intersection.	18	1	
Challenges	Trail does is an out and back and does not connect	2	0	
Challenges	I understand its along Butterfield so sports field options are limited, but this has been an empty dirt/construction remnant area for over a year. I'd love to see D205 and EPD work together to put it to good use.	9	0	
Challenges	Add sidewalks so children can more easily get to the parks!	5	0	

Type	Comment	Up Votes	Down Votes	EPD Park
Challenges	A compromise is needed here. This area is 4 blocks from one of the largest parks in Elmhurst. This is not an underserved area. If this becomes a park, the EPD should purchase houses up for sale to be demolished in other underserved areas and make small parks. Perhaps the residents who live close and enjoy this extra park will be willing to offset the tax loss and subsidize parks in the underserved area in exchange for this being a bonus park.	9	140	
Challenges	EPD runs these strategic plans every 5-10 years, solicits a bunch of feedback which is generally the same year after year, and then implements very little (or only the low-hanging fruit). When will the Board consider that maybe the problem in effectively getting a referendum passed, finding private partnerships and grants, and implementing large-scale needs to meet the feedback lies with EPD leadership and not with the community?	6	0	
Challenges	Could've built a neighborhood park here. Please give the residents of this neighborhood a park!	2	0	
Challenges	Create access to Courts Plus from northbound RTE 83. Eases congestion on West Ave, Gived these facilities a grander presence.	2	0	
Challenges	Parking at Eldridge is such a challenge especially during the week. Would LOVE a lot somewhere on the west side of the park or expanded parking on the East side.	1	1	
Challenges	This field is in pretty bad shape. This ball field could use some attention and should be have regular maintenance. There are weeds on the infield. The dugouts could use over head cover for the kids, better seating for parents too. How about an outfield fence? Elmhurst is a first class town. Our kids deserve to play on first class ball fields.	1	0	
Challenges	This overhead picture sums up all the PD operated baseball/softball fields in Elmhurst. Again, the Lady Dukes deserve better.	0	0	

Type	Comment	Up Votes	Down Votes	EPD Park
Challenges	This ball field could use some attention and should be have regular maintenance. There are weeds on the infield and the edge between the infield and Outfield grass is not level and has caused injuries. The dugouts could use over head cover for the kids seeing as past summers have been extremely hot. How about an outfield fence? Elmhurst is a first class town. Our kids deserve to play on first class ball fields.	0	0	
Challenges	This ball field could use some attention and should be have regular maintenance. There are weeds on the infield and the edge between the infield and Outfield grass is not level and has caused injuries. The dugouts could use over head cover for the kids seeing as past summers have been extremely hot. How about an outfield fence? Elmhurst is a first class town. Our kids deserve to play on first class ball fields.	0	0	
Challenges	We need several turf fields and lighting for soccer practice. Having only one turf field, at only one park, in a community our size is entirely insufficient.	1	0	
Favorite Places	Love the modern water refill stations here!	0	0	Berens Park
Favorite Places	These two turf fields are a favorite in our household. Hours are spent here with family, friends and teammates playing and practicing.	0	0	Berens Park
Favorite Places	Tot Playground	2	0	Conrad Fisher Park
Favorite Places	Pickleball Courts	6	2	Crestview Park
Favorite Places	Pickleball courts are a game changer!! But we need more of them!	5	1	Crestview Park
Favorite Places	I know the redwings can be aggressive in the spring, but they're one of my favorite parts! Love walking here and seeing all the birds and flowers.	1	0	Eldridge Park

Type	Comment	Up Votes	Down Votes	EPD Park
Favorite Places	What a transformation. This has become a gem! Would love a few more benches and shady trees. Something cohesive to line the east side where individual houses and fences vary. This park is a great addition to Elmhurst. Hoping you will continue to add to it as allowed and continue to create green space.	0	0	Glos Memorial Park
Favorite Places	We love this park!	0	0	Marjorie Davis Park
Favorite Places	The Elmhurst Tang Soo Do program at the Courts is phenomenal! Master Inoshita and Tang Soo Do instructors run a wonderful program!! I'd love to see more partnerships such as this.	1	0	Plunket Park
Favorite Places	Wonderful use of space. Everyday people.of.all ages can be found here.	0	0	Washington Park
Favorite Places	Love this place any time!	2	0	Wilder Park
Favorite Places	A beauty in the heart of our community. Love it here!	1	0	Wilder Park
Favorite Places	Always a favorite! Maybe add some sort of "hang" area for the kids who are in between being little on the playground and not quite old enough to drive. The picnic table area-- with some built in "bags" or something of the sort.	1	0	Wilder Park
Favorite Places	My child and his friends use the skatepark all the time!	1	0	York Commons Park
Favorite Places	Please help us keep this space green. It's beneficial to the environment and to the mental health of residents. We would be so pleased and grateful to see this space saved by our beloved park district!	143	3	
Favorite Places	Keep Elmhurst green please! This is a beautiful peaceful park and an oasis from the highway and North avenue for residents who otherwise are not close to green space.	138	3	

Type	Comment	Up Votes	Down Votes	EPD Park
Favorite Places	This greenspace is a treasure. It's a place for children to play, families to congregate, individuals to exercise, dogs to run around, and the home to many different plants and mature trees. It is a meeting place for children walking home from Field Elementary. It is a safe space for our children. It belongs to the community and should not be developed, please let Elmhurst maintain this piece of land to be used by all!	114	2	
Favorite Places	Help Keep Elmhurst Green! I would love to see this area prioritized to remain as green space. Please work with the city to keep this space protected for everyone to continue to enjoy!	63	1	
Favorite Places	This pocket oasis of green provides a great path for walking, jogging, and bike riding as well as a peaceful place for yoga, tree climbing, bird watching and dog walking. Let's find a way to preserve this space so it doesn't become a fenced in alleyway!	29	0	
Favorite Places	I do not live adjacent to this green space, but this is my children's favorite place in the neighborhood! They love playing among the trees and exploring nature. Such a gem!	29	0	
Favorite Places	I bike through here often - love it! Best local bike path after Prairie Path.	1	0	
Favorite Places	The prairie remnant (original or reconstructed) here is beautiful! Please keep it, expand it even! It makes the Prairie Path much more enjoyable. The other side of the Path next to the road here could benefit from similar plantings. I know the area /directly/ next to the road needs to be kept clear, but putting a strip in between that and the Path could make the space more immersive.	1	0	
Favorite Places	Simple, Quiet, Tucked Away and Safe. Keep this space a neighborhood gem within our community.	12	0	

Type	Comment	Up Votes	Down Votes	EPD Park
Favorite Places	My in-laws live in the house west of this park. It's such a beautiful space next to their home. My niece and nephews often play in the park. And now that I have my own daughter, she will be playing in the park as well. During the winter we use the small hill on the north side as their sledding hill. Getting rid of this space would be such a bummer, not only for the kids in my family but all the kids in the area. So many kids play in this park.	9	0	
Strengths	Berens Baseball Fields have seen the majority of EPD's time and resource investments.	1	0	Berens Park
Strengths	Best Field in Elmhurst. Thank you EPD for all of the time and resources on this field.	1	0	Berens Park
Strengths	Pickleball Courts	4	3	Crestview Park
Strengths	These pickleball courts are great but the town could use more of them especially on the south end of town. Also the pickleball clinics/classes are not sufficient to meet the demand. There should have been more in the spring and early summer so that folks could learn and take advantage of playing outside.	0	0	Crestview Park
Strengths	Native landscaping throughout Eldridge is well done and should be used as a model through the park district.	5	4	Eldridge Park
Strengths	While not used much in the summer, this hill is nice for sledding in the winter. Many great memories of winter fun here. Often a good turnout of local children & parents on snowy days. If anything, make it a bit steeper ;) (not too steep though, we don't want anyone hitting the trees!)	1	0	Eldridge Park

Type	Comment	Up Votes	Down Votes	EPD Park
Strengths	The native plantings at this park are wonderful! I love walking through here in all seasons and every time I am grateful to have a park such as this near my house. It makes me so happy seeing the variety of plants and wildlife here. I agree with the earlier commenter, this style of landscaping should be used more often on EPD properties. It's good for the soul and environment.	1	0	Eldridge Park
Strengths	We love this park. We love the sitting space for us to rest on our prairie path rides. It has a lot of shade and sitting areas.	2	2	Pioneer Park
Strengths	The walking/riding path here is nice! The shade is refreshing in summer. Good place to stop for a break on bike rides.	1	0	Pioneer Park
Strengths	Van Voorst is a pesticide-free park! Let's create more of these in Elmhurst.	2	1	Van Voorst Park
Strengths	Please keep the tennis courts at Wilder.	2	0	Wilder Park
Strengths	Kudos to EPD for creating this new native plant garden!	3	0	Wilder Park
Strengths	Favorite place!	2	0	Wilder Park
Strengths	Wonderful facility! Many thanks to the employees doing good work here!	1	0	Wilder Park
Strengths	This is a fantastic playground for very young kids. I'd love a better partnership between EPD and D205, with hours of availability known to residents	4	0	
Strengths	This trail is a fantastic amenity! It's very quiet, the sound of the creek is calming, and the shade from the trees is lovely. The wildflowers smell great in spring. I always see dog walkers, joggers, and bikers on this path.	1	0	
Strengths	Great place to bike!	1	0	
Suggestions	Add trees around the baseball complex for spectator shade.	5	0	Berens Park

Type	Comment	Up Votes	Down Votes	EPD Park
Suggestions	Create an outdoor skating rink in winter. Add concessions, igloos.	15	1	Berens Park
Suggestions	This (or Courts Plus) needs a major overhaul - take inspiration from Naperville's Ft Hill Activity Center. Gyms, walking track above, gymnastics, dance, multipurpose room rental for parties, indoor play area....we need something like this in Elmhurst!	11	0	Berens Park
Suggestions	Would love to see a dog park for the dogs of Elmhurst. Could be here, that way when parents have to go to kids sports activities, they can bring dogs. Also open to having a dog park elsewhere.	7	4	Berens Park
Suggestions	The weeds/plants are so overgrown in the put put and splash pad area. The "prairie" look or whatever is there now is a complete eyesore for anyone enjoying the amenities of The Hub. Please beautify this space with flowers and perennials. It does not look maintained season after season.	18	1	Berens Park
Suggestions	A crosswalk connecting the parking lot to the Berens trail would be nice here. I know there is one on the other side of the parking lot, but right here the sidewalk abruptly ends and people walk across here anyway with strollers, kids, and dogs. A nice crosswalk with stop signs would be nice. :)	9	0	Berens Park
Suggestions	This basketball "court" with one hoop is hidden and under-utilized. Could be revitalized as a nicer basketball court or turned into something else. (I'm sure the pickleball people are eyeing it.)	3	0	Berens Park
Suggestions	This playground is showing its age and is overdue for a renovation	6	1	Berens Park
Suggestions	Need a real basketball court option at Berens Park	10	0	Berens Park

Type	Comment	Up Votes	Down Votes	EPD Park
Suggestions	Wholeheartedly agree that we need a better community facility. The fact that there are so few options for room rentals in Elmhurst is mind boggling. Would love to see this expand and include things like an indoor track, indoor basketball courts, etc.	11	0	Berens Park
Suggestions	More pickleball courts!!	4	6	Berens Park
Suggestions	The mini golf facility is in terrible shape and the “natural prairie” landscaping throughout the mini golf, batting cages, and splash pad has run out of control and is primarily weeds. It’s embarrassing to invite people to this facility from other communities.	20	0	Berens Park
Suggestions	this place is embarrassing compared to every other town’s indoor rec facilities. Oakbrook park district building is clean, bright, and comfortable with tons of great spaces and amenities and it serves far fewer families. Elmhurst needs an indoor ice arena but I’d settle for any nice indoor space in a town that has 9 months of “indoor” weather. I get this costs \$\$ and I know that what I’m proposing doesn’t cover it but hear me out- no more spending on lame, generic playgrounds. we have enough!	11	0	Berens Park
Suggestions	Wagner community center needs to be torn down and rebuilt as a true community center, including a gym, indoor basketball courts, indoor soccer field, community rooms and any other modern amenities that any true community center should have. Keep Courts Plus as is, as the Elmhurst bath and tennis facility. Membership should get you into either one and a discount towards rentals and classes etc.	10	0	Berens Park
Suggestions	Give us real dance studios. Sized for dancers over the age of 6.	5	0	Berens Park
Suggestions	We need piano and voice lesson rooms. There are too many staff offices in here and not enough arts program spaces.	6	0	Berens Park

Type	Comment	Up Votes	Down Votes	EPD Park
Suggestions	Redesign parking lot and fix this intersection. This is a mess. At least put in angled spaces to help prevent impatient parents from going the wrong way! Stop sign is needed. Crosswalk and connection to park would help patrons who must walk in the street, pushing strollers!	10	0	Berens Park
Suggestions	No one want to mini golf in a weedy "prairie". Redesign, add shade, make this more fun or get rid of it.	12	0	Berens Park
Suggestions	Spend some time leveling these soccer fields so that the kids can play on a flat even surface without any holes. Also have regular maintenance for them throughout the season.	18	0	Berens Park
Suggestions	This facility is ancient and needs to be replaced.	6	0	Berens Park
Suggestions	Soccer fields should be leveled and/or turfed.	8	1	Berens Park
Suggestions	We need more turf fields and lighting options. The number of kids playing soccer continues to rise and frankly compared to neighboring/similar towns, our fields are often the worst to play on	10	1	Berens Park
Suggestions	We're a soccer and hockey family and are jealous of so many other nearby town's indoor facilities. Indoor soccer and an ice rink would be great. With the space around Berens, this would be a good place to put it (in place of Wagner potentially). It's expensive, we know but many of the towns I'm referring to have a lesser tax base or population than we do. It's time!	6	1	Berens Park
Suggestions	The mini golf looks tired and like it's been given up on. This needs re-do badly.	6	0	Berens Park
Suggestions	Please add nets to protect spectators from foul balls.	2	0	Berens Park
Suggestions	Please update the mini golf course so that people want to use it!	2	0	Berens Park
Suggestions	Make a turf field here.	3	0	Berens Park

Type	Comment	Up Votes	Down Votes	EPD Park
Suggestions	Please add an indoor community area - even something as simple as the one in Bensonville would work. Indoor basketball, indoor walking track, and a workout facility.	5	0	Berens Park
Suggestions	Like other comments, our soccer fields are among the worst to play on in the Chicagoland area. They need to be leveled and maintained consistently or else add turf options.	12	1	Berens Park
Suggestions	Please update the park district main facility - it is embarrassingly old and lacking in what most neighboring towns provide for their residents (Lombard, Glen Ellyn, Wheaton, Bensenville, etc) please also consider indoor basketball courts for our youth	6	0	Berens Park
Suggestions	Soccer is one of the fastest-growing sports, and we need to upgrade our pitches to not only keep up with but exceed the quality of the soccer facilities offered in other park districts. Let's start with leveling and maintenance of the pitch, or turf, and lighting to make the fields usable day and night.	8	0	Berens Park
Suggestions	Add additional Turf fields and lights to allow for play during all weather	11	1	Berens Park
Suggestions	Add a concession stand or get vending machines that work.	1	0	Berens Park
Suggestions	Use this space for an indoor sports facility. We are constantly driving to neighboring towns for indoor basketball and an indoor turf area.	2	0	Berens Park
Suggestions	Can we add some shade to the seating area here? It's incredibly hot under the direct sun.	2	1	Berens Park
Suggestions	For the water fountain in this area, can we add a spigot that's more helpful for filling water bottles?	1	0	Berens Park
Suggestions	The sand here is such a menace. Can we swap it for another surface that isn't such a pain to deal with?	1	0	Berens Park

Type	Comment	Up Votes	Down Votes	EPD Park
Suggestions	I don't understand, this is elmhurst's premiere park yet the soccer fields are kind of a joke. I have been to many many other nearby towns and they always have better fields. These field are sloped and bumpy and half dead in summer. They need to be regraded and irrigation needs to be put in. We can do much better here	10	0	Berens Park
Suggestions	Our children are playing on hard packed ground. It's not safe. We need better soccer fields.	0	0	Berens Park
Suggestions	These fields need a retention net behind the goals facing East. Our kids spend a ton of time retrieving balls from the marsh/cattails on that side of the field.	8	0	Berens Park
Suggestions	Berens needs at least one additional turf field and maintenance in existing grass fields. The fields here have been long neglected and are all full of pot holes and grading is horrible.	4	1	Berens Park
Suggestions	These fields make our park district look bad. Their is a steep slope from one end to the other, grass is neglected and pot holes throughout. Our neighboring villages all maintain nice looking soccer fields making it's embarrassing for us to host home games here. PD, we don't need more flowers, we need more grass!	5	0	Berens Park
Suggestions	Great location for a retention pond / ice rink! I grew up playing hockey at the old barrens retention pond (now sand volleyball). Let's bring this back. Elmhurst is a big hockey town, give the kids what they want.	0	1	Berens Park
Suggestions	The Hub, and Berens Park more generally, is a huge missed opportunity for EPD and Elmhurst. The miniature golf needs to be updated. The wildflower idea does not work--it just looks uncared for. Golf is too expensive so no one uses it. The concessions/batting cages are not open regularly and overpriced. This area needs to be updated, promoted, and utilized. It could be a place kids and families regularly hangout, but it is just lame right now. Sorry to be a downer, but it is frustrating.	8	0	Berens Park

Type	Comment	Up Votes	Down Votes	EPD Park
Suggestions	Clay Court would be awesome	2	0	Berens Park
Suggestions	Sunniest place in elmhurst. Might be a good spot for a solar charging station	0	3	Berens Park
Suggestions	Time for supply to meet demand. All around gymnastics exists due to limited supply and sign-up processes. Expand supply, make sign up perpetual.	2	0	Berens Park
Suggestions	Fields are poor, at best. Soccer games that take place are compromised because the fields slant in one direction, the grass is poorly maintained and clumpy and causes injuries. When we host games, it is borderline embarrassing when our fields are compared to surrounding communities. Is it too much to ask to have a level playing surface somewhere in Elmhurst that we don't have to worry about kids getting hurt?	3	0	Berens Park
Suggestions	We desperately need an overhaul of our indoor facilities. I could go down the list of things we do not have but I would run out of characters (multi use turf field, sizeable multi use hard court, etc)	1	0	Berens Park
Suggestions	Work on improving the appearance of the grass here.	0	0	Berens Park
Suggestions	We can use more turf soccer fields for the kids. We travel to many different communities and Elmhurst continues to rank as the worst for soccer facilities.	1	1	Berens Park
Suggestions	All the grass fields at this location are rolling or severely sloped. Every surrounding affluent suburb will our tax base has better soccer facilities than Elmhurst. Its an embarrassment how much we pay int taxes towards the PD relative to the quality of our soccer fields	3	0	Berens Park
Suggestions	All the Beren's tennis courts need to be updated, refinished. Benches between courts and some shaded structures would be awesome. Also, lights on all would be a great addition.	0	0	Berens Park

Type	Comment	Up Votes	Down Votes	EPD Park
Suggestions	Please maintain the soccer fields better. There are holes and they just need maintenance overall. My child sprained their ankle due to hole in field.	4	0	Berens Park
Suggestions	Make it fun! The wildlife look isn't appealing. This has a lot of potential, but needs an overhaul. Think "Berens Bogey Mini Golf" or "Go Banana's at Berens Mini Golf"- with a jungle/monkey theme.	0	0	Berens Park
Suggestions	These fields are very sloped, when sitting on one sideline you cannot see the ball on the other sideline. These fields need to turn into Turf and lined for multi size fields for year round use. Lights would be great (facing away from homes of course) to allow for practices to go later than 5:45 pm in fall. Lined with Trees for shade as well would be nice.	1	1	Berens Park
Suggestions	We need a huge indoor facility like the Bo Dome in Bensenville or bigger like the Max in McCook. Most Elmhurst teams pay a lot to travel for winter practices when we should have something as big in Elmhurst. It would easily pay for itself.	2	1	Berens Park
Suggestions	Please add sun shades for spectators.	0	0	Berens Park
Suggestions	THESE FIELDS ARE ONLY USEABLE FOR ABOUT 6 MONTHS OUT OF THE YEAR. WE NEED TO INVEST IN A DOME FOR BOTH SOCCER AND BASEBALL. WE COULD ALSO HOST TOURNAMENT AND CREATE A REVENUE STREAM WITH CONCESSIONS AND FEES FOR THE TOURNAMENTS.	6	1	Berens Park
Suggestions	These 2-3(ish) fields are wonderful space. They are, however, sloped, bare, and "pot-holed" in many spots, making them unsafe and not usable much of the year. If this area was 2-3 turf fields, many, many more children could simultaneously use them in a safe manner in most weather situations. ANY bad weather makes this area even more dangerous and unusable. Turf would make it much more safe, and usable. See Glen Ellyn Ackerman-- turf surrounded by real grass.	1	1	Berens Park

Type	Comment	Up Votes	Down Votes	EPD Park
Suggestions	We need more turf space for soccer	1	0	Berens Park
Suggestions	Would be great to add the splash pad to the pool pass. Not a ton of overlap in usage and using the splash pad isn't cheap when you're charging for adults and children for entry.	3	0	Berens Park
Suggestions	Please consider improving the fields, turf or consider putting turf in another part of town.	2	1	Berens Park
Suggestions	Need to expand and put a modern rec center with basketball courts and overall better facilities.	0	0	Berens Park
Suggestions	Replace grass with turf for the soccer fields	0	1	Berens Park
Suggestions	This is a terrible use of space. Building really needs to be knocked down or at the very least gutted and made useful.	0	0	Berens Park
Suggestions	Please consider improving the fields, turf or consider putting turf in another part of town.	0	0	Berens Park
Suggestions	Build modern facility including dance studios and music lesson rooms.	0	0	Berens Park
Suggestions	Would be great to see a basketball court in this area. Area around these small buildings also could use a landscaping update.	3	1	Butterfield Park
Suggestions	This soccer field is not level and is full of holes and tripping hazards.	3	0	Butterfield Park
Suggestions	Elmhurst needs an indoor sports complex. Indoor soccer, basketball, etc. embarrassing that we have to go to other suburbs for these activities!	4	1	Butterfield Park
Suggestions	A batting cage would be awesome in this area. Something similar to Plunkett.	1	0	Butterfield Park

Type	Comment	Up Votes	Down Votes	EPD Park
Suggestions	<p>The grass field at this location are rolling and severely sloped. Every surrounding affluent suburb will our tax base has better soccer facilities than Elmhurst.</p> <p>Its an embarrassment how much we pay int taxes towards the PD relative to the quality of our soccer fields.</p> <p>Spend some money on heavy equipment operators and regrade the fields.</p>	2	1	Butterfield Park
Suggestions	Field is sloped and poorly maintained. Could be a nice field for soccer with a little attention. Lots of holes and tripping hazards.	0	0	Butterfield Park
Suggestions	Add native gardens to the open space.	5	2	Centennial Park
Suggestions	Please update the satellite map being used for this feedback tool. Its over 4 years old in this area.	1	0	Centennial Park
Suggestions	This building needs automatic doors. Some people who use this building cannot open the door because they use wheelchairs or canes. Automatic doors should be a priority for a building that hosts our senior programs.	10	0	Centennial Park
Suggestions	Replace gym floor. Add indoor pickleball courts. Increase class offerings.	4	1	Centennial Park
Suggestions	Add a bathroom accessible to the exterior of the building	9	0	Centennial Park
Suggestions	Program music lessons and music ensemble classes for all ages.	0	2	Centennial Park
Suggestions	Please add a cross walk across St Charles. It is a dangerous place for kids to cross. That area of Saint Charles is very residential but cars fly down it. Arlington Ave also has an uneven intersection across St Charles right there that adds complexity for kids crossing. At minimum a sign and pavement markings but a flashing light cross sign would be ideal.	4	0	Centennial Park

Type	Comment	Up Votes	Down Votes	EPD Park
Suggestions	There is a lack of open gym space for basketball etc. we used churchville on sundays during the winter months but this space would be great to have open after school and nights and weekends not just winter but year round.	0	0	Centennial Park
Suggestions	This park is beautiful but i feel an opportunity was missed to connect our Seniors with our Youth. The previous Garden was a beautiful idea that could have been expanded-- a community garden that connects our Senior Community with Future Generations-- working together to plant, care for, and grow in a vegetable garden setting. Seniors get to be in touch, share & teach with "Littles"; Littles get to learn from one of our most valuable resources, our Seniors. This is a programming opportunity.	2	0	Centennial Park
Suggestions	Allow Gateway to use this facility for events as they did at the Abbey.	0	0	Centennial Park
Suggestions	Outdated playground. Playground is 18 years old.	6	1	Crestview Park
Suggestions	Add more trees or vegetation link other sled hills	4	1	Crestview Park
Suggestions	We need more pickleball courts in Elmhurst. Crestview is packed on weekend mornings with waits sometimes 20+ people long. Berens would be great. Also, we need windscreens on all sides of Crestview.	3	5	Crestview Park
Suggestions	Update the park. It is old and not very accessible. The kids say they prefer most other parks because this one is so old.	3	0	Crestview Park
Suggestions	We use the park most nice days and it's almost always busy. Would be worth it to update the playground.	2	0	Crestview Park
Suggestions	Park needs an update. Ground is combo of cement and wood chips. My child prefers other parks even though this one is down the street	4	1	Crestview Park

Type	Comment	Up Votes	Down Votes	EPD Park
Suggestions	Garden plots would be lovely for the north side of town. Maybe not in this park, but somewhere north of I290.	0	1	Crestview Park
Suggestions	Update park and playground	1	0	Crestview Park
Suggestions	More shade trees would be very welcome in this park.	0	0	Crestview Park
Suggestions	Bring back a futsal court under the bball hoops!	0	0	Crestview Park
Suggestions	Have more pool activities aimed for older adults. Apparently there is an issue with swimming lessons and water exercise classes in the mornings -- move the swim lessons to 7:45 and the exercise class to 8:45.	1	2	East End Park
Suggestions	Add a low maintenance dog park here.	3	11	East End Park
Suggestions	More kids interactive activities at the pool. The kids area at East End has the space to do so much more. Smalley is a little bit better for the kids but the hours are limited.	4	0	East End Park
Suggestions	WiFi	1	2	East End Park
Suggestions	Add a couple of picke ball courts	2	11	East End Park
Suggestions	When these fields are seldomly utilized because they are not in playable condition, the lip from the infield to the grass creates a dangerous situation. I would encourage the EPD to watch a game being played here to see the immediate attention these fields need.	4	0	East End Park
Suggestions	The grading from infield to outfield is too steep and a danger to our players.	1	0	East End Park

Type	Comment	Up Votes	Down Votes	EPD Park
Suggestions	There appears to have been a lot of dirt added to this field recently. At our last game it played more like a sandbox than a baseball field. Combined with no water on the field, the experience became comically dirty, dusty and windy. If it doesn't rain for a while, and especially if a lot of dirt is added, water needs to be put down.	1	0	East End Park
Suggestions	This ball field needs attention and should be have regular maintenance. There are weeds on the infield and the edge between the infield and Outfield grass is not level and has caused injuries. The dugouts could use over head cover for the kids seeing as past summers have been extremely hot.	0	0	East End Park
Suggestions	This ball field could use some attention and should be have regular maintenance. There are weeds on the infield and the edge between the infield and Outfield grass is not level and has caused injuries. The dugouts could use over head cover for the kids seeing as past summers have been extremely hot.	0	0	East End Park
Suggestions	This ball field could use some attention and should be have regular maintenance. There are weeds on the infield and the edge between the infield and Outfield grass is not level and has caused injuries. The dugouts could use over head cover for the kids seeing as past summers have been extremely hot.	0	0	East End Park
Suggestions	Add a splash pad there are no splash pads south of St. Charles, does not need to Eldridge but done south side park!	9	1	Eldridge Park
Suggestions	Folks walk their dogs off leash a lot in Eldridge. Maybe a fence dog park section would alleviate this issue?	8	2	Eldridge Park
Suggestions	A trail camera in or around Eldridge could be very interesting and a teaching tool. There is a herd of deer, pack of coyotes, and many other type of wildlife living here. The images could be posted online.	12	0	Eldridge Park

Type	Comment	Up Votes	Down Votes	EPD Park
Suggestions	Elmhurst needs a dog park! Whether there is space here or another area, it would be a great addition to the community.	5	3	Eldridge Park
Suggestions	Add lookout/fishing platforms at points along the Salt Creek.	5	0	Eldridge Park
Suggestions	I've heard that there is a mini indoor playground at this preschool. Please open it (even for a \$5 admission) on weekend mornings in the winter!	8	0	Eldridge Park
Suggestions	Please consider adding lights (maybe solar powered?) to light up soccer fields when the days are shorter.	7	1	Eldridge Park
Suggestions	Eldridge has amazing potential but frankly makes me very nervous. The parking off spring is super dangerous when pulling out. And while I don't know how to fix it, it would be great to have a drop-off location where parents can see their kids walking to where they are supposed to be. A turf field here would be an incredible use of space and more trees to give shade on the side of the field. There also needs to be a better storm shelter instead of running across spring to the gas station.	16	0	Eldridge Park
Suggestions	A few picnic shelters near the playground would be a great use of space (like at Butterfield Park)	2	0	Eldridge Park
Suggestions	Eldridge needs a big Parking lot not along spring road. Plenty of room if you move around the tennis courts or get rid of some of the open fields not used as sport fields.	7	1	Eldridge Park
Suggestions	Would be awesome if the rules for ice skating could be reconsidered. It's not necessary to have 15-18 in of ice thickness to skate safely and it's rarely achieved. Or an outdoor ice rink somewhere in Eldridge park would be a wonderful addition.	0	2	Eldridge Park

Type	Comment	Up Votes	Down Votes	EPD Park
Suggestions	Let's upgrade our Elmhurst soccer pitches so they are consistently graded and usable at night. Building maintenance of them into the budget is critical, as is providing lighting so our young players can use the fields when it gets darker. We need our soccer facilities to grow so our kids can grow as players.	13	0	Eldridge Park
Suggestions	These fields are not level and are a disappointment to play on every year. This needs to be leveled and upgraded. This park also floods every spring and becomes unplayable with the lightest rain.	8	0	Eldridge Park
Suggestions	Elmhurst needs additional turf fields throughout the city. Most existing fields are in poor condition and any rain leaves them completely unusable and hundreds of kids vying for practice time on one or two fields. At the very least Eldridge needs one, Berens needs one more, and a third new one somewhere else in town.	6	0	Eldridge Park
Suggestions	Add a permanent structure that includes washrooms and a storm shelter. Currently if the lightning detector activates the kids are moved to the gas station across the street! Plus one port-a-potty for this place seems awfully insufficient.	11	0	Eldridge Park
Suggestions	This hill is dead space. Level it and convert to a parking lot, storm shelter, and bathrooms. Connect it to Spring Rd by getting rid of the playground and 'sled hill practice field'. This would be part of a bigger project to convert the rest of Eldridge to multiple, turf improved and lighted fields.	0	3	Eldridge Park
Suggestions	Level out fields and create a turf field.	205	9	Eldridge Park

Type	Comment	Up Votes	Down Votes	EPD Park
Suggestions	<p>The grass field at this location are rolling and severely sloped. Every surrounding affluent suburb will our tax base has better soccer facilities than Elmhurst.</p> <p>Its an embarrassment how much we pay int taxes towards the PD relative to the quality of our soccer fields.</p> <p>Spend some money on heavy equipment operators and regrade the fields or add a turk one.</p>	1	0	Eldridge Park
Suggestions	Leveling these fields, making them turf so they do not flood, adding trees for shade and to block wind, and adding lights would make this a top park to have in Elmhurst.	3	0	Eldridge Park
Suggestions	Better fields here would be nice with options for lights. Very limited light options in Elmhurst all on north side.	0	0	Eldridge Park
Suggestions	Replace garbage can	1	0	Eldridge Park
Suggestions	I don't personally fish here but my relatives do. They have quit fishing here because of how overfished this pond is. I don't know what the best solution is but this should be addressed if it hasn't already. No point in advertising this as a fishing spot if there's hardly any fish.	1	0	Eldridge Park
Suggestions	Please reline the paths so people will be more likely to stay on the right to allow all to pass safely.	0	0	Eldridge Park
Suggestions	Please add permanent bathrooms to the park. 1 portapotty for 4 soccer fields, a playground, and tennis courts is not enough. It is often overflowing and disgusting.	0	0	Eldridge Park
Suggestions	How about a dog park here?	0	8	Golden Meadows Park

Type	Comment	Up Votes	Down Votes	EPD Park
Suggestions	This park only serves a small amount of the community. Add older kid equipment so older kids can use it as well.	7	1	Jaycee Tot Lot
Suggestions	Need to rethink the use of this space. I have lived in this area (a few blocks from this park) and no one uses it. Possibly upgrade the equipment to be used by kids that are in elementary school. My kids are 7 and 9 and haven't enjoyed this park in several years.	3	0	Jaycee Tot Lot
Suggestions	This is hardly used. Replace with a basketball court that adults and kids can use (adjustable hoops)	0	0	Jaycee Tot Lot
Suggestions	Expand the community gardens to the open space south of the existing gardens.	2	0	Marjorie Davis Park
Suggestions	Would love to see some updates made to this park. It's very central to those living north and south of the prairie path. The sand area is a breeding ground for animal feces. Some ground updates and some new equipment would go a long way.	17	0	Pioneer Park
Suggestions	Would love to see this park updated. Also, please remove the sand!	15	0	Pioneer Park
Suggestions	The equipment here needs to be updated and would love to see the sand replaced by the soft/ bouncy ground similar to what is at Butterfield park.	8	0	Pioneer Park
Suggestions	Please remove the sand here (and at other parks (Wilder, etc.)). Would also love to see the equipment updated.	4	2	Pioneer Park
Suggestions	Remove all sand from parks	4	0	Pioneer Park
Suggestions	Probably one of the flatter playing surfaces we have in town, but not great. Would go along way if you would aerate and overseen our fields in the fall	0	1	Pioneer Park

Type	Comment	Up Votes	Down Votes	EPD Park
Suggestions	Please update this park. The equipment is very dated, the ground has several cracks, holes and other issues where little kids are constantly tripping. The basketball court is in terrible condition for these same reasons. Would be great to remove the sand as well.	1	0	Pioneer Park
Suggestions	The landscaping around the field is kinda bare. I get plenty of open space needs to be left for spectators, but there's many corners around here that don't need to be plain lawn.	1	0	Pioneer Park
Suggestions	The locker rooms at Courts Plus being carpeted is a little icky.	4	0	Plunket Park
Suggestions	It's difficult to see when pulling out of these parking spots and dangerous because people drive too fast in/out. Suggestion: flow of traffic could be one way and parking spots angled instead of strait.	3	0	Plunket Park
Suggestions	Perfect location for solar!	3	1	Plunket Park
Suggestions	These baseball fields are an embarrassment to the town of Elmhurst. Why are there no grass infields? Why is it a constant dust storm at these fields? We play at many surrounding towns baseball fields and Elmhurst is by FAR the absolute worst. Many families have offered to help fundraiser and change these fields for years and are constantly shot down by EPD. Do better.	6	0	Plunket Park
Suggestions	Add a Score Board and Ad Signage. The additional revenue will pay for needed maintenance to the baseball fields, fences, dugouts and facilities.	3	0	Plunket Park
Suggestions	Convert one of these fields to turf. It will allow baseball to be played as these fields close for days after light rains.	5	0	Plunket Park

Type	Comment	Up Votes	Down Votes	EPD Park
Suggestions	Tax payers are subsidizing tennis on a massive underutilized space. It is time we convert this facility to indoor soccer, walking track or 8+ basketball courts similar to neighboring park districts. This facility can host in upwards of 100+ athletes in this space vs the handful of tennis players.	9	2	Plunket Park
Suggestions	This gym, along with the building is so dated. Would love to see the addition of indoor basketball courts and an indoor turf area. Ackerman in Glen Ellyn is a great example	2	0	Plunket Park
Suggestions	Artificial turf - all three fields! At a minimum make field 1 turf. It's the largest so it can be used by all ages. Scoreboard, advertising, stadium seating, etc. Other towns nearby have it on smaller tax bases.	5	0	Plunket Park
Suggestions	Let's plant some more trees for shade for spectators and players alike. I would love to see a walking path around these fields similar to McCollum park in DG.	1	0	Plunket Park
Suggestions	Let the parents of the respective baseball/ softball organizations run the concessions for extra funds. Do a simple "menu" with quick service.	0	0	Plunket Park
Suggestions	Squeeze some more parking or perhaps another picnic gazebo type structure	0	0	Plunket Park
Suggestions	As a Travel baseball parent with multiple kids, it's quite frustrating our home field is not in better shape. An upgrade to these fields are in order as they are not cared for at all. There needs to be more done than just throwing dirt on the ground. when there is a wind gust, there is a dust storm that blows it all over. We need to represent Elmhurst better as other cities do for their baseball program. Bring in more advertisements, water the field. The money and man power is there!!!	2	0	Plunket Park

Type	Comment	Up Votes	Down Votes	EPD Park
Suggestions	Turf all three infields. Start with Field 1, and then add another one in a year or two etc. You can host tournaments moving forward to help offset some of the cost. These fields, as the main facility we have in town, don't come close to stacking up to other communities. It'll also help eliminate the dust bowl issue. I'd also like to see the clamshell backstops go away, as these interfere with fly balls that would otherwise come down in fair territory. Square off the backstops and add nets.	1	0	Plunket Park
Suggestions	These baseball fields are an embarrassment to this town. Why are there no grass infields? Why is it a constant dust storm at these fields? We play at many surrounding towns baseball fields and Elmhurst is by far the absolute worst.	1	0	Plunket Park
Suggestions	Replace grass with turf for soccer games	0	0	Plunket Park
Suggestions	Add shade to this playground please!	9	0	Salt Creek Park
Suggestions	A better way to drop off kids here would be great. Not sure what that looks like....	0	0	Salt Creek Park
Suggestions	This is a forgotten park with a lot of potential. It would be great to see more put into these soccer fields. More and field lines?	3	0	Van Voorst Park
Suggestions	Invest in updating the soccer fields. This is a rare park that does not have drainage issues. It also has ample parking being connected to Jefferson Elementary.	2	0	Van Voorst Park
Suggestions	Many trees have been cut down in just the last year, more need to be replanted. More care should be put into the great soccer fields such as simply aerating the field in the spring.	1	0	Van Voorst Park
Suggestions	The city spent money on a sign and some flower landscaping around sign yet does next to nothing to maintain it and it gets overgrown with weeds. Can we not put some care into maintaining the small landscaped area around sign it can't cost that much in the summer since the park dis is already staffed	2	0	Van Voorst Park

Type	Comment	Up Votes	Down Votes	EPD Park
Suggestions	Baseball field needs to be maintained better and safer for kids. Bleachers have screws sticking out-ripped my pants.	1	0	Van Voorst Park
Suggestions	Baseball fields need better management. The outfield is bumpy and not graded. There are no bleachers.	2	0	Washington Park
Suggestions	Please put in a mark and label for Elmhurst Great Western Prairie. This is a glaring omission in your (our) map! I am well aware that Elmhurst Great Western Prairie (EGWP) is considered a sub-part of Wild Meadows Trace, however EGWP is a part of EPD that distinguishes EDP from other similar Park Districts.	5	0	Wild Meadows Trace
Suggestions	Add bathrooms to the depot that can be used by people at safety town (toddler toilets would be amazing!) and people using the prairie path	20	0	Wild Meadows Trace
Suggestions	This space seems so under utilized. This would be a great place for pickleball, tennis or basketball. In Mt Prospect at the burning bush park they have a roller hockey court and an outdoor ping pong table. They also have a hammock area. I would love some of the features they have at this park here in elmhurst and this park seems under utilized.	0	0	Wild Meadows Trace
Suggestions	When Lizzadro is demolished, use the space as an outdoor theater-in-the-round.	15	1	Wilder Park
Suggestions	I know I don't speak for all parents, but sand at a park drives me crazy. I'd love to get rid of it here.	1	1	Wilder Park
Suggestions	The "bee" at this playground broke. Instead of replacing it, a poorly done raised plastic patch was bolted onto the hole. I have seen so many small children wipe out tripping over this patch. It's these types of small maintenance items that are frustrating and show the community that the dist doesn't have proper plans for sustainable maintenance. Plus it's embarrassing to visitors.	2	0	Wilder Park

Type	Comment	Up Votes	Down Votes	EPD Park
Suggestions	Replace Lizzadro with a permanent, large, professional outdoor performance pavilion that could be used by the many musicians, dancers, and other performers in town. Proximity to downtown would make this an ideal venue for an evening out ... dinner and a show under the stars.	2	0	Wilder Park
Suggestions	Theres lots of open space that seems to go to waste around here. Adding more amenities like a skating rink would be great here, especially since the lagoon isn't usually iced enough for skating. Could benefit from some thicker landscape plantings too.	1	0	Wilder Park
Suggestions	Outdoor Stage. Partner with ECPA, Schools, other Performing Arts groups. Food trucks. Ravinia in the middle of Elmhurst. Large Bike park area. Restrooms. "Shell" of concessions that can be flexible space. Plug in and play capability.	1	0	Wilder Park
Suggestions	Either find a better concessions vendor that offers healthy options at reasonable prices or allow for outside foods to be consumed in this area. There were mice running around the concessions area throughout last summer :(8	0	York Commons Park
Suggestions	Please add a parking for expecting mothers. EV charging at the pools, Courts, and Wagner would be awesome too!	4	1	York Commons Park
Suggestions	Need more in this area for teens. The skate park is great. Maybe a basketball court?	1	0	York Commons Park
Suggestions	The Playground area here needs some attention. Some play equipment has been taken out and the area by the sand pit is extremely old	1	0	York Commons Park
Suggestions	Upgrade baseball field to handle rain. Whether getting rid of all dirt infield or replace with turf.	0	0	York Commons Park

Type	Comment	Up Votes	Down Votes	EPD Park
Suggestions	Elmhurst Rec Center - basketball, indoor turf, ice rink etc. Probably can't fit it all but think big. If it can't be built on because it's flood remediation, then huge turf fields like they did at York HS above the flood remediation there. This is wasted space that gets some football practices on what is probably dangerous footing.	3	0	York Commons Park
Suggestions	Coluld this whole area from the pool eastward be reworked into an indoor facility with a true community pool and indoor training?	1	0	York Commons Park
Suggestions	Turf field/ water mitigation like at Your H.S. would be a great multiuse space	1	0	York Commons Park
Suggestions	Program skateboard events and classes. This park is used by many kids through high schoolers. Plan an event with York skate club!	2	0	York Commons Park
Suggestions	More activities at the skatepark. street lights for when it gets dark there, and better ramps/rails/ bowls.	2	0	York Commons Park
Suggestions	i'm thankful for this place but all my friends and i agree that it's in desperate need of some renovations. you're more likely to get injured by tripping on a crack rather than getting injured by doing a trick at this park. the ground is also really rough and uneven. i'm 100% confident that skaters from towns and towns over would visit this skatepark more if it was better kept	3	0	York Commons Park
Suggestions	the cracks at the skatepark really need to be fixed and the ground is tougher than some parts of a sidewalk when the ground should be as smooth as possible. also a ledge would be nice instead of two rails. and maybe add some new obstacles	2	0	York Commons Park
Suggestions	Love the park but wish the cracks were fixed.	1	0	York Commons Park

Type	Comment	Up Votes	Down Votes	EPD Park
Suggestions	Please help us keep this beautiful green space historically protected by the old hospital. So many kids and families spend time outside in this park!	219	7	
Suggestions	Expand the community gardens to the empty space south of the existing gardens.	1	0	
Suggestions	Purchase this open space from the City. It is ideal as-is, but EPD could use a portion of it for pickleball or some other activity.	145	8	
Suggestions	Would love to see easier access to prairie path from the south east neighborhood. Strollers and bikes have to either hop the curb and grass, or go down to Poplar to access the path.	9	0	
Suggestions	Would love to have a green space/turf/play structure somewhere in the downtown area	8	3	
Suggestions	A small park in this area would be nice	4	0	
Suggestions	Connect trail from Victory Parkway to Fischer parking lot for a circular trail. Add more shade trees along perimeter of park to create privacy.	7	0	
Suggestions	Three additions to the facilities in Elmhurst I would like to see: dog park; free outdoor skating rink; either build a multi-purpose gym or make use of existing high/middle schools for more opportunities for open gym time with a nominal fee.	4	4	
Suggestions	This map is outdated. There are houses here.	2	1	
Suggestions	Please keep moving forward with the construction of the bicycle & pedestrian bridge over Rt 83 north of North Ave	10	0	
Suggestions	Add a natural wall of trees, maybe even a highway wall, as a sound and emissions buffer against the heavy traffic along Butterfield Rd.	4	0	

Type	Comment	Up Votes	Down Votes	EPD Park
Suggestions	Please Keep Elmhurst Green and preserve this incredible Green Space! It is used by the community as a space to enjoy nature, spend time with family, gather together, do yoga, play and walk through. It is a cherished space and if it is destroyed, it will never be rebuilt. Please consider working with the City of Elmhurst to keep it as is!	152	2	
Suggestions	Work with City officials to save this peaceful, tree-filled green space for everyone in the community to enjoy.	150	3	
Suggestions	Would love to see the Park District work with the City to see this beautiful area stay the way it is today! So many people, especially children, play in this space all year round!	153	4	
Suggestions	Maybe we could use some of this land and convert it into a community vegetable patch.	6	8	
Suggestions	As a long time resident adjacent to this green space I have long respected the city's commitment to keeping Elmhurst green. I hope EPD can work with city officials to maintain this commitment in perpetuity by protecting and preserving this space.	146	3	
Suggestions	More signage warning cars of bikes entering and exiting the Prairie Path here would be great!	7	0	
Suggestions	This area is a park desert. We don't have have park access without crossing 290, North Ave or York ave. People are asking for an additional park when they have one only 4 blocks away! I would like park access without driving. Buy a home here and make a park before giving others even more parks. Some areas in Elmhurst are completely over served by parks while other kids have none.	8	3	

Type	Comment	Up Votes	Down Votes	EPD Park
Suggestions	Countless children, commuters, dog walkers, bikers, and kids going to and from school utilize this beautiful green space each day. I have witnessed kids enjoying the space by climbing trees, sledding, picnicking, etc. Others use the space to stay active by exercising/ doing yoga. We are hopeful that the City of Elmhurst and EPD can work together to keep this amazing space undeveloped and exactly as we see it today.	144	3	
Suggestions	Keep Elmhurst Green. All green space should be valued and preserved. As a long time resident who experienced past flooding, in another area of Elmhurst, we understand the importance of retaining green space. Trees, grass and bushes absorb rain water. Likewise trees offer the benefits of cleaning air & cooling from solar gain. This space is an asset to the surrounding neighborhood. It's great to see children & families utilizing this space. Please work with the City to keep this space green.	88	3	
Suggestions	A new sports facility, which proved too expensive to move forward with a few years ago, would still be great for the community, It may be worthwhile in the future in Berens Park or an alternative Elmhurst location. I was impressed by an inflatable structure that provided great indoor fields for soccer, lacrosse, speed school, etc when visiting family in New Jersey, and wonder whether the construction costs may be more feasible than what was previously explored.	4	2	
Suggestions	Please continue the paved bike path from where it randomly changes into a gravel path over to where the gravel path intersects with Madison street. The sudden switch to rough gravel makes it challenging for those with bikes, rollerblades, strollers, and wagons to navigate to and from the paved path.	4	0	
Suggestions	Put a neighborhood park in this neighborhood!! We need greenspace, play area, it's time to start planning for this.	5	0	

Type	Comment	Up Votes	Down Votes	EPD Park
Suggestions	This property could become the greenspace that completes the park and connects the university campus to City Centre.	2	1	
Suggestions	Add this lot (burned down house) to Glos park	4	1	
Suggestions	Keep this space open, as it benefits all of Elmhurst by preserving biodiversity and critical ecosystems, 100+ trees cleaning the air, providing shade, absorbing stormwater and reducing noise, improving the mental health of all who use it.	40	2	
Suggestions	Could garden plots be added here?	0	1	
Suggestions	Mature trees clean air, lower stress, boost happiness, reduce flood risk, and even save municipal money. We must protect these trees!	34	3	
Suggestions	Can the park district do some nature classes or tree climbing classes here if they obtain the space? Elmhurst could really use something like that for kiddos! Thank you EPD!	7	0	
Suggestions	This pedestrian underpass is great to have, but it's tough to navigate with a bicycle. Any chance we could get part of the stairways altered to function as a bike ramp?	2	0	
Suggestions	More shade in this area would be a godsend to parents watching baseball games.	0	0	
Suggestions	Who maintains the fields here? Our youngest soccer players spend hours at these games and they're playing on clumpy dirt most of the time. This field also desperately needs shade and at least a port-a-potty.	4	0	
Suggestions	The pedestrian underpass is great but our only one in town! Any chance we could get a small bridge to the East or west, or options for bikes for the underpass? (A small ramp to the side of the stairs?)	0	0	
Suggestions	Auctioning off this space that benefits a dozen, and using the funds to upgrade parks for everyone is optimal.	3	27	

Type	Comment	Up Votes	Down Votes	EPD Park
Suggestions	Basically a subsidized backyard for millionaire row.	4	8	
Suggestions	This is by far one of the worst fields I've ever seen. Would love to see a bit more care taken to improve the field i.e, remove weeds, plant grass, fix retention wall, etc.	3	0	
Suggestions	These fields aren't fit for any kid to be playing soccer until they are properly maintained (holes, dead grass) and there is no bathroom access.	3	0	
Suggestions	This field is great open space but there is no grass on this field. It is mostly dirt patches with rocks and weeds. Would the park district partner with the school district to improve this field and give a new option so playable?	1	0	
Suggestions	In addition to being a wonderful and heavily used neighborhood gathering place for adults (yoga/fitness), children (play), and families, it is also used daily as a major thoroughfare for numerous children and families walking to/ fro Field Elementary. There is significant value in keeping this area nature for both the daily experience for the surrounding neighborhood, all commuters to Field Elementary, and overall aesthetics of downtown Elmhurst's surrounding neighborhoods.	33	1	
Suggestions	All the grass fields at this location are rolling or severely sloped. Every surrounding affluent suburb will our tax base has better soccer facilities than Elmhurst. Its an embarrassment how much we pay in taxes towards the PD relative to the quality of our soccer fields	3	0	
Suggestions	Buy this property and turn into a turf field for soccer/lacrosse/youth football or make it into a dog park. Anything you be better than the discussions around slamming for townhomes into a commercial section that we all know wont be sold and then rented to transient residents.	1	2	

Type	Comment	Up Votes	Down Votes	EPD Park
Suggestions	This field is titled. It needs to be evened out	0	0	
Suggestions	Parking needs an overhaul here. Very dangerous and never enough. Also a bathroom facility is needed.	2	0	
Suggestions	Prairie path needs to be expanded and paved. It is unusable from December to April unless it hasn't snowed or rained for a week. The ice buildup takes forever to melt on gravel and makes running or walking dangerous. The flooding of the path lasts days and the trucks or bike tire tracks leave big holes to navigate around.	1	1	
Suggestions	Wasn't there talks of a year round indoor multi-use facility in this area a few years ago that could be built for Elmhurst? Every club in Elmhurst and around would use this and be booked all day. Elmhurst needs to have a nice facility like this that wouldn't cost money but generate income that could be spent on improving the rest of our parks.	1	0	
Suggestions	There are baseball fields here?!?	0	0	
Suggestions	Would love to see us use the alleyway for outside dining and summer concerts	2	0	
Suggestions	Please consider adding a water bottle filler here. As the main Elmhurst hub + Prairie Path, this would benefit a lot of runners/bikers/walkers. Furthermore, the ground near the water fountain frequently floods and turns into a marsh, to the point where it becomes a challenge to get a drink without soaking your shoes and socks.	0	0	
Suggestions	Level out some of the areas/create drainage to the few areas of the path that typically flood/ take longer than the other parts to dry out.	0	0	
Suggestions	Extend path along parking spaces so users doing a full loop don't have to walk behind parked cars on Spring Rd.	1	0	

Type	Comment	Up Votes	Down Votes	EPD Park
Suggestions	In general, when are we going to see improvements to playgrounds north of North Ave?! New playgrounds at Plunkett, Salt Creek, Centennial, Eldridge, and now Ben Allison. Playgrounds at Marjorie Davis, Berens and Tot Lot are loved but worn and tired! What about these areas ?	0	0	
Suggestions	I've lived here for 25 years and we desperately need a park or kids can safely access. We are surrounded by 290, York, North,294. The intersections are dangerous and can't be navigated and there isn't a safe way to get to Crestview (no sidewalks). We need park space nearby or safer access provided.	1	0	
Suggestions	There is a huge lot here -- would be a great spot for a neighborhood park when the current owners (an aging couple) are ready to sell.	1	2	
Suggestions	What's this area mowed for? I've been here many times and as far as I know its a simple flood basin. No ones ever been in it, that I've seen. Why the turf? Why waste money having it all mowed regularly? It wouldn't compromise its function. The rest of the park has beautiful prairie landscaping - this is an eyesore.	1	0	
Suggestions	the underpass under Roosevelt is vital for a lot of runners, walkers and bikers. Although a better job has been done lately. There is still a lot of debris along the side of the path (under the roadway) that needs to be cleared out. This can't be done by a bobcat.	0	0	
Suggestions	This could be a great area for an indoor sports facility. Other towns have indoor fields for soccer, track, etc and Elmhurst has no comparable facility.	0	0	

F4.5. Non-User Survey Responses

Topic	Open-Ended Responses
P1 Q11 - Program and Facility Policies	Reduce the need for increases to property taxes by making programs affordable to taxpayers as well as those that use the programs. Don't be afraid to charge for the great programs and facilities that you currently offer.
P1 Q11 - Program and Facility Policies	Listen to the community who has been telling you for years that the recreation programs are sorely lacking.
P1 Q11 - Program and Facility Policies	Expand offerings for children and families with two working parents, fewer outdoor playgrounds which are rarely used and only for a few months of the year and update indoor spaces. Dance studios, gymnastics facilities, recreation rooms, and indoor gymnasium spaces are badly in need of updating and in the time I've lived here approximately 8 new playgrounds have been built or renovated for no discernible reason. I can only assume the owner of the company that builds those plastic playscape things has a revenue share with someone in a position of decision-making authority.
P1 Q12 - What components of a special event are important to you? - Other	Family-friendly complimentary fitness classes - outdoors would be great.
P1 Q13 - Use the space below to share any other questions, comments, feedback, or ideas you have about Elmhurst Park District recreation facilities, programs, activities, policies, or events.	You could offer more classes for older middle school kids, it's really lacking classes past elementary school age. Particularly, tumbling only classes.
P1 Q13 - Use the space below to share any other questions, comments, feedback, or ideas you have about Elmhurst Park District recreation facilities, programs, activities, policies, or events.	More variety. The same events happen every single year and it's nice to mix it up sometimes.
P1 Q13 - Use the space below to share any other questions, comments, feedback, or ideas you have about Elmhurst Park District recreation facilities, programs, activities, policies, or events.	Please add a dog park at Berens Park.

Topic	Open-Ended Responses
<p>P1 Q13 - Use the space below to share any other questions, comments, feedback, or ideas you have about Elmhurst Park District recreation facilities, programs, activities, policies, or events.</p>	<p>It would be great to see electrical outlets at playgrounds or even WiFi. My kids are often at the parks with my spouse when I'm working and I could easily join them if these options exist. Even though I'm still working, just being with them makes me feel more connected.</p>
<p>P1 Q13 - Use the space below to share any other questions, comments, feedback, or ideas you have about Elmhurst Park District recreation facilities, programs, activities, policies, or events.</p>	<p>I am very interested in knowing how the two vintage light poles have appeared next to commercial property owned by [REDACTED] when these lights were not previously present before his outdoor dining that is probably already on public property. Who Funded these lights and how and why now? He managed to run out the clients that wait for the Pads on Saturday nights.</p>
<p>P1 Q2 - Program Barriers - What prohibits you or members of your household from participating in Elmhurst Park District recreation activities, programs, and events? - Other</p>	<p>We use Park District facilities and attend events, but have given up on programs entirely and don't even read the brochure at this point because it makes us so frustrated. We instead have used programming and camps through Oak Brook Park District, Lombard Park District, Evolution Dance, Elmhurst YMCA, Soccer Shots, Elmhurst University, The Edge, and AYSO. We are in a family where both parents work full time with three children under 5. It was a significant point of stress for us to spend time preparing for registration, narrowing down the course list to the handful of classes offered on a Saturday morning or weeknight, planning with our children around their interests and hoping the registration system worked. In 4 years before we stopped trying, nearly every registration experience was met with tears from us or our kids. Inevitably, if the system worked, our preferred classes were full and we'd be low on the waitlist. We'd scramble to get any possible class left, which oftentimes meant our kids were no longer scheduled for classes simultaneously at Wagner, but instead would be scheduled for classes an hour apart at two different locations. About 25% of the time, we were also underwhelmed by the class. Toddler yoga was cancelled after a couple weeks. Basketball was held between Jefferson and Wagner, but twice, nobody informed us when there was a switch in gym. The teachers in tot/parent yoga were four high schoolers who stood in the middle of the gym chatting the entire time, etc. Now that our kids are school aged, we knew that we couldn't rely on this process for after school care or summer camps. We didn't even try for Rec Station despite the need and we will use Lombard Park District for camps next summer based on feedback from other Elmhurst parents who have raved about their camps and ease of getting in coupled with their Paradise Bay facility. We are sad that our money is not going toward Elmhurst, but until there is clear change, ownership of past issues, and expanded options for dual working families, we give up! (I can't even imagine how tough this must be for single parents!)</p>

Topic	Open-Ended Responses
P1 Q2 - Program Barriers - What prohibits you or members of your household from participating in Elmhurst Park District recreation activities, programs, and events? - Other	Trying to register for Elmhurst Park District has been very difficult on the day open registration starts. The website is flooded with residents trying to get there children into limited space programs. There are not enough classes to meet the demand of the town with small children. -Improve summer camp times/dates: Elmhurst provides week to week summer camps but residents are looking for a month to month long camps. Example M-F or 2/3 days a week with longer hours such as a 9-1pm or 8-12pm.
P1 Q2 - Program Barriers - What prohibits you or members of your household from participating in Elmhurst Park District recreation activities, programs, and events? - Other	Summer camp schedule is are not convenient. Other towns have full month Summer Camps. Elmhurst schedules for summer camp are on a week to week bases.
P1 Q2 - Program Barriers - What prohibits you or members of your household from participating in Elmhurst Park District recreation activities, programs, and events? - Other	none
P1 Q2 - Program Barriers - What prohibits you or members of your household from participating in Elmhurst Park District recreation activities, programs, and events? - Other	Would like more programs that aren't age restrictive. It's hard to find options for my 4 and 7 year old together other than non-reg events which are often so crowded.
P1 Q2 - Program Barriers - What prohibits you or members of your household from participating in Elmhurst Park District recreation activities, programs, and events? - Other	Poor customer service from staff

Topic	Open-Ended Responses
P1 Q5 - Please share more details about why you checked the boxes above, so we can better understand how to serve you.	We stopped going to courts plus because the facility felt old and outdated. They cut many classes and programs after Covid and it lacked the friendliness from its regular staff.
P1 Q5 - Please share more details about why you checked the boxes above, so we can better understand how to serve you.	We go to many of the parks in town. Crestview is pretty warn down.
P1 Q5 - Please share more details about why you checked the boxes above, so we can better understand how to serve you.	The Park District met our needs when our family was younger and at this stage of my life I'm not looking towards the Park District to meet my recreational needs that are better met through things like bike paths in the area. You are doing a great job. Please do not raise our taxes to create even more programs. Sometimes what you are doing is just enough and more will price us out of the place we call home.
P1 Q5 - Please share more details about why you checked the boxes above, so we can better understand how to serve you.	Was a member of courts plus for over 15 years. Stopped. Ended membership. Too expensive. Not enough equipment. Never cleaned properly. Too many members allowed to monopolize machines. No staff would ever intervene.
P1 Q5 - Please share more details about why you checked the boxes above, so we can better understand how to serve you.	Not all parks are easily accessible for all users
P1 Q5 - Please share more details about why you checked the boxes above, so we can better understand how to serve you.	We would use an indoor ice arena if Elmhurst had one.
P1 Q5 - Please share more details about why you checked the boxes above, so we can better understand how to serve you.	Programs - we have not returned since you discontinue music lessons.
P1 Q5 - Please share more details about why you checked the boxes above, so we can better understand how to serve you.	We cannot attends events held only on Sunday mornings such as adventure days.

Topic	Open-Ended Responses
<p>P1 Q5 - Please share more details about why you checked the boxes above, so we can better understand how to serve you.</p>	<p>Facilities- pool locker rooms are horrible</p>
<p>P1 Q5 - Please share more details about why you checked the boxes above, so we can better understand how to serve you.</p>	<p>Park - we have none in our neighborhood</p>
<p>P1 Q7 - Please share more details about why you checked the boxes above, so we can better understand how to serve you.</p>	<p>A child of a family friend uses a wheelchair and we are exclusively limited to Butterfield Park when we want to utilize any facilities while spending time together.</p>
<p>P1 Q7 - Please share more details about why you checked the boxes above, so we can better understand how to serve you.</p>	<p>I've explained in previous comments</p>
<p>P1 Q3 - Please share more details about why you checked the boxes above, so we can better understand how to serve you.</p>	<p>-Trying to register for Elmhurst Park District has been very difficult on the day open registration starts. The website is flooded with residents trying to get there children into limited space programs. There are not enough classes to meet the demand of the town with small children. -Improve summer camp times/dates: Elmhurst provides week to week summer camps but residents are looking for a month to month long camps. Example M-F or 2/3 days a week with longer hours such as a 9-1pm or 8-12pm.</p>
<p>P1 Q3 - Please share more details about why you checked the boxes above, so we can better understand how to serve you.</p>	<p>You don't offer any advanced tumbling programs despite having two cheer organizations in town. You cut the competitive boys gymnastics program and continue to hire non-professional boys coaches. Safety should be your number one concern, not just hiring a warm body.</p>
<p>P1 Q3 - Please share more details about why you checked the boxes above, so we can better understand how to serve you.</p>	<p>Lately we have been good about logging on early and getting the classes we're looking for, but it has been a problem in the past.</p>

Topic	Open-Ended Responses
	<p>We use Park District facilities and attend events, but have given up on programs entirely and don't even read the brochure at this point because it makes us so frustrated. We instead have used programming and camps through Oak Brook Park District, Lombard Park District, Evolution Dance, Elmhurst YMCA, Soccer Shots, Elmhurst University, The Edge, and AYSO. We are in a family where both parents work full time with three children under 5. It was a significant point of stress for us to spend time preparing for registration, narrowing down the course list to the handful of classes offered on a Saturday morning or weeknight, planning with our children around their interests and hoping the registration system worked. In 4 years before we stopped trying, nearly every registration experience was met with tears from us or our kids. Inevitably, if the system worked, our preferred classes were full and we'd be low on the waitlist.</p>
<p>P1 Q3 - Please share more details about why you checked the boxes above, so we can better understand how to serve you.</p>	<p>We'd scramble to get any possible class left, which oftentimes meant our kids were no longer scheduled for classes simultaneously at Wagner, but instead would be scheduled for classes an hour apart at two different locations. About 25% of the time, we were also underwhelmed by the class. Toddler yoga was cancelled after a couple weeks. Basketball was held between Jefferson and Wagner, but twice, nobody informed us when there was a switch in gym. The teachers in tot/parent yoga were four high schoolers who stood in the middle of the gym chatting the entire time, etc. Now that our kids are school aged, we knew that we couldn't rely on this process for after school care or summer camps. We didn't even try for Rec Station despite the need and we will use Lombard Park District for camps next summer based on feedback from other Elmhurst parents who have raved about their camps and ease of getting in coupled with their Paradise Bay facility. We are sad that our money is not going toward Elmhurst, but until there is clear change, ownership of past issues, and expanded options for dual working families, we give up! (I can't even imagine how tough this must be for single parents!)</p>
<p>P1 Q3 - Please share more details about why you checked the boxes above, so we can better understand how to serve you.</p>	<p>Elmhurst needs a dial a ride type program. They are partnered with Pace Paratransit program which does not provide reliable transportation. It is difficult to be as involved without reliable community transportation services.</p>
<p>P1 Q3 - Please share more details about why you checked the boxes above, so we can better understand how to serve you.</p>	<p>Limited amount of summer camp openings.</p>

Topic	Open-Ended Responses
P1 Q3 - Please share more details about why you checked the boxes above, so we can better understand how to serve you.	Programs are of low quality and most are offered when children are in school and daycare.
P1 Q5 - Please share more details about why you checked the boxes above, so we can better understand how to serve you.	We stopped going to courts plus because the facility felt old and outdated. They cut many classes and programs after Covid and it lacked the friendliness from its regular staff.
P1 Q5 - Please share more details about why you checked the boxes above, so we can better understand how to serve you.	We go to many of the parks in town. Crestview is pretty warn down.
P1 Q5 - Please share more details about why you checked the boxes above, so we can better understand how to serve you.	The Park District met our needs when our family was younger and at this stage of my life I'm not looking towards the Park District to meet my recreational needs that are better met through things like bike paths in the area. You are doing a great job. Please do not raise our taxes to create even more programs. Sometimes what you are doing is just enough and more will price us out of the place we call home.
P1 Q5 - Please share more details about why you checked the boxes above, so we can better understand how to serve you.	Was a member of courts plus for over 15 years. Stopped. Ended membership. Too expensive. Not enough equipment. Never cleaned properly. Too many members allowed to monopolize machines. No staff would ever intervene.
P1 Q5 - Please share more details about why you checked the boxes above, so we can better understand how to serve you.	Not all parks are easily accessible for all users
P1 Q5 - Please share more details about why you checked the boxes above, so we can better understand how to serve you.	We would use an indoor ice arena if Elmhurst had one.
P1 Q5 - Please share more details about why you checked the boxes above, so we can better understand how to serve you.	Programs - we have not returned since you discontinue music lessons. We cannot attends events held only on Sunday mornings such as adventure days. Facilities- pool locker rooms are horrible Park - we have none in our neighborhood

F4.6. Phase 3: Open Ended Responses

Topic	Open-Ended Responses
Cooking Programs	Sauces, International foods
Cooking Programs	Cocktails, seasonal/holiday meals
Cooking Programs	Ethnic cuisine
Cooking Programs	theme meals, superbowl, italian, german, etc
Cooking Programs	Whole food plant based vegan meals for myself. Kids/teen classes for grandkids.
Cooking Programs	Ethnic entrees
Cooking Programs	Easy freezer/crockpot meals
Cooking Programs	This is not a priority for me and my family
Cooking Programs	More family options the better.
Cooking Programs	Entertaining on a budget
Cooking Programs	Holiday cooking classes, kids baking
Cooking Programs	Slow cooker meals, salads, soups
Cooking Programs	Couples cooking class. Food pairings with wine class. Specialty cooking classes- German , French, Italian etc. with wine from each region
Cooking Programs	Kids program
Cooking Programs	Cultural foods: Mexican, Mediterranean, etc
Cooking Programs	Couples class, wine and appetizer class, girls night out
Cooking Programs	Cooking for a variety of tastes
Cooking Programs	Healthy meals for working parents without too much time, or Instant Pot meals we can cook overnight / during the workday
Cooking Programs	Family classes (Parent + 1 or more child/children, as young as 5yo)
Cooking Programs	Quick family dinners - healthy
Cooking Programs	I'd rather the Park District offer Arts before culinary classes.
Cooking Programs	Ethnic cuisines - Asian, South Asian, Chinese, Korean, etc.

Topic	Open-Ended Responses
Community Events	More social events for active seniors. There are many active seniors I am aware of that are looking for social events. Like lunches/dinners/ music performances/cooking classes. More creative ways to encourage socialization.
Community Events	It's nice to use Elmhurst Brewing as your beer vendor, but they are not equipped for this and are very poorly run.
Community Events	More craft fairs. Taste of Elmhurst. A wine walk in the downtown area. Wine festival in Addition to the beer festival.
Community Events	we need a dog park at Berens
Community Events	Why do you ignore the disabled folks needs ? Also time to move on from Ray Grahmm they have been on a down hill trend for 10 years or so. hill
Community Events	Variety...doing the same events every year gets old. (The arts are sorely lacking across all facets of the Park District.)
Community Events	More outdoor summer events, as simple as Music in the Park.
Community Events	Low cost or no cost exercise activities for senior citizens including people with medical restrictions
Community Events	Would love to see a professional bandshell at Wilder Prk or another location
Fitness	I don't think this should be a priority. There are a myriad of options in Elmhurst for fitness.
Fitness	There needs to be more parking options at the Courts or more enforcement of the parking being for members. It's ridiculous to have to park blocks away because football people are parking in spots clearly marked as COURTS ONLY. Could you also put a couple EV chargers in for a 2 hour max?
Fitness	Separate pools for swimmers & aqua classes. Move the dry sauna out of the pool area cause dry sauna people contaminate the pool.
Fitness	More tennis lesson options for adults and kids. Kids pickleball lessons. Kids fencing lessons.
Fitness	Seniors use of East End Pool Well for exercise.
Fitness	Hard to do this on a phone.
Fitness	I would like "old fashioned" aerobic classes. Like in the 80s/90s.

Topic	Open-Ended Responses
Fitness	Pickle ball court lines added to tennis courts, especially at Wilder Park/ Mansion.
Fitness	Bring back guest days, 2 guests per month.
Fitness	Have the East End Diving Well for adults to water run during Member swim.
Fitness	I love Courts Plus and all it offers.
Fitness	Are there off road bike trails besides the Prairie Path? Anything along the creek? Is there a safe way to cross Roosevelt Road at York?
Fitness	outdoor gyms installed by the playgrounds
Fitness	Ala carte membership pricing for using areas of court plus. Free Days for Elmhurst residents too!
Fitness	Indoor pool options for families!
Fitness	More water aerobics classes offered at courts plus and the pools. Swim time at the pools
Fitness	A pool deep enough for fluid running and a tennis only Courts Plus membership
Fitness	Online or streamed fitness programming
Fitness	Outdoor yoga
Fitness	Heated pickle ball courts for winter usage.
Fitness	Close Courts and move equipment to sites so we can work out, while we are anywhere (kids class drop off, close proximity to home, walking trails indoor would be nice or ones that begin and end together.
Fitness	Improved paths in existing parks that actually connect into loops, are accessible and not uneven, are aesthetically pleasing (not just the cheapest asphalt possible), and have mile markers/signs.
Fitness	More BEGINNER CLASSES



ELEVATE
ELMHURST PARKS
mapping our future

Comprehensive and
Strategic Plan *update*

APPENDICES