Elmhurst
Park District



BUDGET

Overview, Capital, & Debt

ELEVATE
ELMHURST PARKS
mapping our future

Find your way to Fun

Elmhurst Park District

ELEVATE ELMHURST PARKS
mapping our future

Our Mission

We **enrich lives** while having fun!

Our Vision

To be a **national leader** in providing memorable parks and recreation experiences to **our community.**

Our Values

- Customer Service Excellence
- Community Focused
- Belonging
- Fun
- Integrity

Budget Development

- Form public policy, control spending, and serve as a written financial plan
- Set budget parameters and calendar
- Meet policy and legal requirements
- Staff training
- Staff budget workshops
- Government Finance Officers Association (GFOA) Best Practices - Award winning for 19 consecutive years

Elmhurst Park District

2027 BUDGET

Budget Calendar

✓ Achieve consensus on proposed 2027 Strategic Work Plan Tactics	08/24/2026
✓ Approve 2026 Tax Levy Resolution	10/12/2026
❑ Present 2027 Budget Overview and Proposed Capital Plan & Debt Sections	10/26/2026
❑ Present 2027 Proposed Operating Budget Sections	11/09/2026
❑ Conduct 2027 Proposed Budget Public Hearing	11/23/2026
❑ Continue 2027 Proposed Budget Discussion	11/23/2026
❑ Approve 2027 Budget Documents and 2027 Budget and Appropriation Ordinance and 2026 Tax Levy Ordinance	12/14/2026

Elmhurst Park District

2027 BUDGET

Budget Highlights
Elevate Elmhurst Parks (EEP)

2027 EEP Strategic Work Plan and Budget reflect next steps to address community needs, including:

- investing in new and modernizing current park amenities and facilities;
- expanding and enhancing offerings;
- increasing opportunities for communication and collaboration;
- growing fiscal capacity; and
- strengthening organizational culture.

Elmhurst Park District

2027 BUDGET

Budget Highlights

- 2.4% decrease in total revenues ($899,522)
  - 6.0% increase in operational revenues
  - 33.3% decrease in transfers and interest income
- 6.9% decrease in total expenditures including capital and debt ($6,286,596)
  - 8.4% increase in operational expenditures
  - 11.8% decrease in capital and transfers
- As compared to 2026, a decreased spend down of reserves for capital improvements ($49,007,491 vs. $55,081,701)

Budget Summary

	Revenues	Operating Expenditures	Operating Net	Cash & Investment Spend Down	Total Expenditures	Net
General Fund	5,201,218	5,198,254	2,964	857,355	6,055,609	(854,391)
IMRF Fund	449,600	429,782	19,818	-	429,782	19,818
FICA Fund	837,450	924,857	(87,407)	-	924,857	(87,407)
Liability Fund	530,750	531,677	(927)	-	531,677	(927)
Audit Fund	75,250	64,185	11,065	-	64,185	11,065
Recreation Fund	13,772,232	13,623,554	148,678	1,435,891	15,059,445	(1,287,213)
Special Recreation Association Fund	854,600	711,673	142,927	650,000	1,361,673	(507,073)
Museum Fund	399,750	389,619	10,131	32,000	421,619	(21,869)
Sugar Creek Golf Course Fund	1,544,042	1,230,543	313,499	488,000	1,718,543	(174,501)
Total Operating Budget	**23,664,892**	**23,104,144**	**560,748**	**3,463,246**	**26,567,390**	**(2,902,498)**
Debt Service Fund	7,425,974	7,458,658	(32,684)	-	7,458,658	(32,684)
Capital Improvement Fund	3,812,001	3,812,001	-	426,000	4,238,001	(426,000)
Paving & Lighting Fund	206,271	128,000	78,271	80,245	208,245	(1,974)
Total Debt & Capital Budget	**11,444,246**	**11,398,659**	**45,587**	**506,245**	**11,904,904**	**(460,658)**
Total Operating, Debt & Capital Budget	**35,109,138**	**34,502,803**	**606,335**	**3,969,491**	**38,472,294**	**(3,363,156)**
Supplemental Referendum Activity Fund	1,503,996	856,083	647,913	113,000	969,083	534,913
Referendum Fund	-	2,000	(2,000)	44,925,000	44,927,000	(44,927,000)
Total Referendum Budget	**1,503,996**	**858,083**	**645,913**	**45,038,000**	**45,896,083**	**(44,392,087)**
Grand Total Budget	**36,613,134**	**35,360,886**	**1,252,248**	**49,007,491**	**84,368,377**	**(47,755,243)**

Elmhurst Park District

2027 BUDGET

Issues, Trends, and Highlights
Economic Indicators

- Inflation persistently high
- Affordability concerning
- High interest rates
- Elmhurst Equalized Assessed Valuation (EAV) increased as compared to 2026 (11th consecutive year)

Issues, Trends, and Highlights
Revenue Sources

- 2026 Tax Levy (collected in 2027) increasing by $300,577
- 6.71% increase in budgeted non-tax revenues, excluding transfers between funds ($975,229)
- Below policy target of 55.0% for non-tax revenues, excluding transfers between funds (46.9% of proposed budget vs 46.0% in 2026)

Summary of Revenue

	2024 ACTUAL	2025 ACTUAL	2026 BUDGET	2027 BUDGET	DIFFERENCE ('26 vs '27)	% CHANGE ('26 vs '27)
Taxes	10,686,390	16,897,461	17,086,232	17,580,290	494,058	2.9%
Advertising, Donations, Sponsorships	199,831	113,839	97,232	137,771	40,539	41.7%
Grants	1,103,330	25,000	190,000	410,000	220,000	115.8%
Program Fees	6,122,252	6,930,395	7,301,627	7,865,803	564,176	7.7%
Rentals	839,408	943,958	915,589	1,040,651	125,062	13.7%
Daily Uses, Memberships, Passes	3,286,178	3,799,268	3,710,679	4,010,154	299,475	8.1%
Merchandise Sales	234,691	252,219	210,844	229,610	18,766	8.9%
Transfers In	3,715,233	2,499,570	5,893,468	3,524,659	(2,368,809)	-40.2%
Bond, Insurance, Other Proceeds	139,151	91,413,222	-	-	-	0.0%
Interest	522,034	3,600,398	2,106,985	1,814,196	(292,789)	-13.9%
Total Revenues	**26,848,498**	**126,475,330**	**37,512,656**	**36,613,134**	**(899,522)**	**-2.4%**

Elmhurst Park District

2027 BUDGET

Issues, Trends, and Highlights
Operating Expenditures

- 8.4% increase in operational spending excluding capital and debt ($1,817,295)
  - Salaries & Wages increasing 8.2%
  - Services, Repairs and Supplies increasing 8.5%

Summary of Expenditures

	2024 ACTUAL	2025 ACTUAL	2026 BUDGET	2027 BUDGET	DIFFERENCE ('26 vs '27)	% CHANGE ('26 vs '27)
Wages	9,491,485	10,346,307	11,659,414	12,618,199	958,785	8.2%
Services	6,155,710	6,926,927	8,301,642	9,031,407	729,765	8.8%
Repairs	224,937	304,187	307,425	293,380	(14,045)	-4.6%
Supplies	1,195,934	1,383,532	1,494,543	1,637,333	142,790	9.6%
Capital	6,007,800	9,720,225	56,577,050	50,842,246	(5,734,804)	-10.1%
Transfers Out/Debt	4,840,890	9,886,827	12,314,899	9,945,812	(2,369,087)	-19.2%
Total Expenses	**27,916,755**	**38,568,005**	**90,654,973**	**84,368,377**	**(6,286,596)**	**-6.9%**

Elmhurst Park District

2027 BUDGET

Issues, Trends, and Highlights

Staffing Changes

- Total FTEs are proposed to increase by 3.0 (1.4%) as compared to the 2026 budget as a result of the implementation of the Wagner Community Center Operating Plan that calls for increased staffing levels in Recreation, Facilities, Marketing & Communications, Human Resources & Risk, and Information Technology
  - 9 new full-time positions
  - 77 part-time positions

Personnel Summary

Full-time Equivalents (FTE)	2024 Actual[1]	2025 Actual[1]	2026 Budget[2]	2027 Proposed Budget[2]	INCREASE/ (DECREASE) '26 to '27	% INCREASE/ DECREASE(-) '26 to '27
Administration	5.0	5.0	5.0	5.0	0.0	0.0%
Finance	3.0	3.0	3.0	3.0	0.0	0.0%
Marketing & Communications	4.4	5.3	4.9	5.2	0.3	5.7%
Human Resources & Risk Management	2.0	2.2	2.2	3.0	0.8	36.4%
Information Technology	4.0	4.0	4.0	5.0	1.0	25.0%
Parks	23.1	23.1	24.7	24.5	(0.2)	-0.6%
Facilities	25.3	25.7	24.5	29.7	5.2	21.2%
Recreation	84.1	86.0	103.7	100.5	(3.2)	-3.1%
Special Use Facilities	24.7	25.7	37.7	36.7	(1.0)	-2.7%
Sugar Creek Golf Course	9.4	9.0	8.8	8.9	0.1	1.5%
TOTAL FULL-TIME EQUIVALENTS	185.0	189.0	218.5	221.5	3.0	1.4%

[1] Actual FTE's are calculated based on Employee Hours Worked Report from BS&A Cloud by Department divided by 2,080 hours.

[2] Budget FTE's are calculated based on the total proposed budgeted part-time wages divided by the current active part-time employees' averaged hourly rate divided by 2,080 hours.

Elmhurst Park District

2027 BUDGET

Issues, Trends, and Highlights

Long-Range Financial Planning

- Maintenance of existing assets critical along with long-term financial stability
- Just over $49 million dollar spend down of reserves for capital improvements (91.9% for referendum projects)

Cash & Investments and Fund Balances

- Fund balance
- Tier 1 cash and investments
  - excludes reserves used for capital projects from the calculation of Tier 1 target amounts
- Tier 2 cash and investments
- Two policy changes proposed

Cash & Investments

Proposed Board Reserve Policy Revisions

- **Reduce General Fund Tier 1 reserve target from 50% to 40%**
  - Ensures sufficient cash flow and protection against unexpected expenses or revenue shortfalls
  - Better meets future capital asset management needs, including new facilities
- **Establish Golf Course Fund Tier 1 reserve target of 20% (replace $300,000 target)**
  - Provides sufficient cash flow for operations funded by daily use fees, programs, and rentals
  - Reflects operational needs before revenue is primarily received after first quarter

Elmhurst Park District

2027 BUDGET

Cash & Investments

Fund/Department	Projected 12/31/2026 Cash & Investments	2027 Proposed Operating Revenue	2027 Proposed Operating Expenses	Proposed 12/31/2027 Cash & Investments	Target %	Budgeted Tier 1 2027 Fund Target[1]	Will the 2027 target be met?	Tier 2 Amount Over (Under) Tier 1 Target
General	3,491,659	5,201,218	6,055,609	2,637,268	40%	2,079,302	YES!	557,966
Recreation	4,366,070	13,772,232	15,059,445	3,078,857	15%	2,043,533	YES!	1,035,324
IMRF	223,191	449,600	429,782	243,009	50%	214,891	YES!	28,118
FICA	686,132	837,450	924,857	598,725	50%	462,429	YES!	136,296
Liability	117,684	530,750	531,677	116,757	10%	53,168	YES!	63,589
Audit	48,172	75,250	64,185	59,237	50%	32,093	YES!	27,144
SRA	688,542	854,600	1,361,673	181,469	25%	177,918	YES!	3,551
Museum	150,658	399,750	421,619	128,789	25%	97,405	YES!	31,384
Sugar Creek	1,292,266	1,544,042	1,718,543	1,117,765	20%	246,109	YES!	871,656
Total Operating	**11,064,373**	**23,664,892**	**26,567,390**	**8,161,875**		**5,406,846**		**2,755,029**
Debt Service	193,837	7,425,974	7,458,658	161,153				
Capital Improvement	1,084,050	3,812,001	4,238,001	658,050[2]				
Paving & Lighting	128,461	206,271	208,245	126,487				
Total Capital	**1,406,349**	**11,444,246**	**11,904,904**	**945,691**				
Total Operating & Capital	**12,470,722**	**35,109,138**	**38,472,294**	**9,107,566**				
Supplemental Referendum Activity	2,043,802	1,503,996	969,083	2,578,715				
Referendum	47,996,417	-	44,927,000	3,069,417				
Total Referendum	**50,040,219**	**1,503,996**	**45,896,083**	**5,648,132**				
Grand Total	**62,510,941**	**36,613,134**	**84,368,377**	**14,755,698**				

[1] Excluding use of reserves from 2027 Operating Expenses in the General, Recreation, SRA, Museum, and Sugar Creek Golf Course Funds

[2] Includes restricted funds of $92,500 from Nitti Development for future use at East End Park

Elmhurst Park District

2027 BUDGET

Capital Improvement Plan

Elmhurst Park District

2027 BUDGET

Capital Improvement Planning
Overview

- Capital Planning Philosophy and Goals
- Team-focused and Collaborative Process
- Meeting Current and Future Needs Sustainably







Elmhurst Park District

2027 BUDGET

Capital Improvement Plan (CIP)
Proposed Long-Range

- 2027-36 Long-range Capital Improvement Plan (10-years)
  - $35.0 million in asset management, equipment and technology projects
  - $92.2 million in new construction, major redevelopment, and land acquisition projects
- Reflects Elevate Elmhurst Parks and ADA Transition Plans
- Year 1 becomes Capital Budget and Years 2-10 for Planning



Elmhurst Park District

2027 BUDGET

Capital Improvement Plan (CIP)
Proposed Long-Range

- 2027-36 Long-range CIP estimates project costs by project category, parks and trails, and facilities.
- Includes asset management, new construction, major redevelopment, and land acquisition projects along with contingency expenses.
- 2028-36 project expenses reflect 5% cumulative annual inflation increase



Elmhurst Park District

2027 BUDGET

Capital Improvement Plan (CIP)

Proposed Long-Range

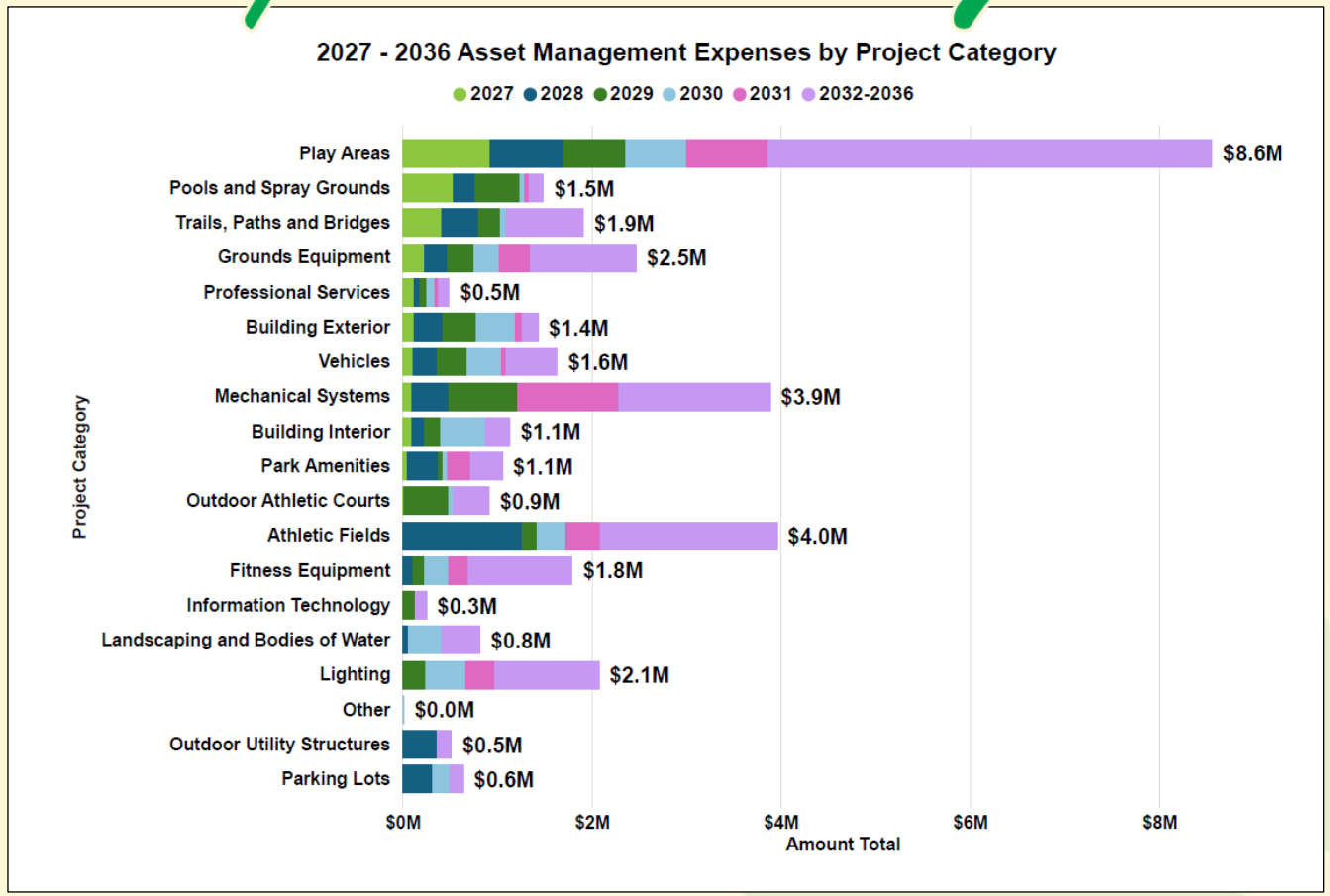

10-year Asset Management Project Expenses Total

$35,035,000

Elmhurst Park District

2027 BUDGET

Capital Improvement Plan (CIP)
Proposed Long-Range

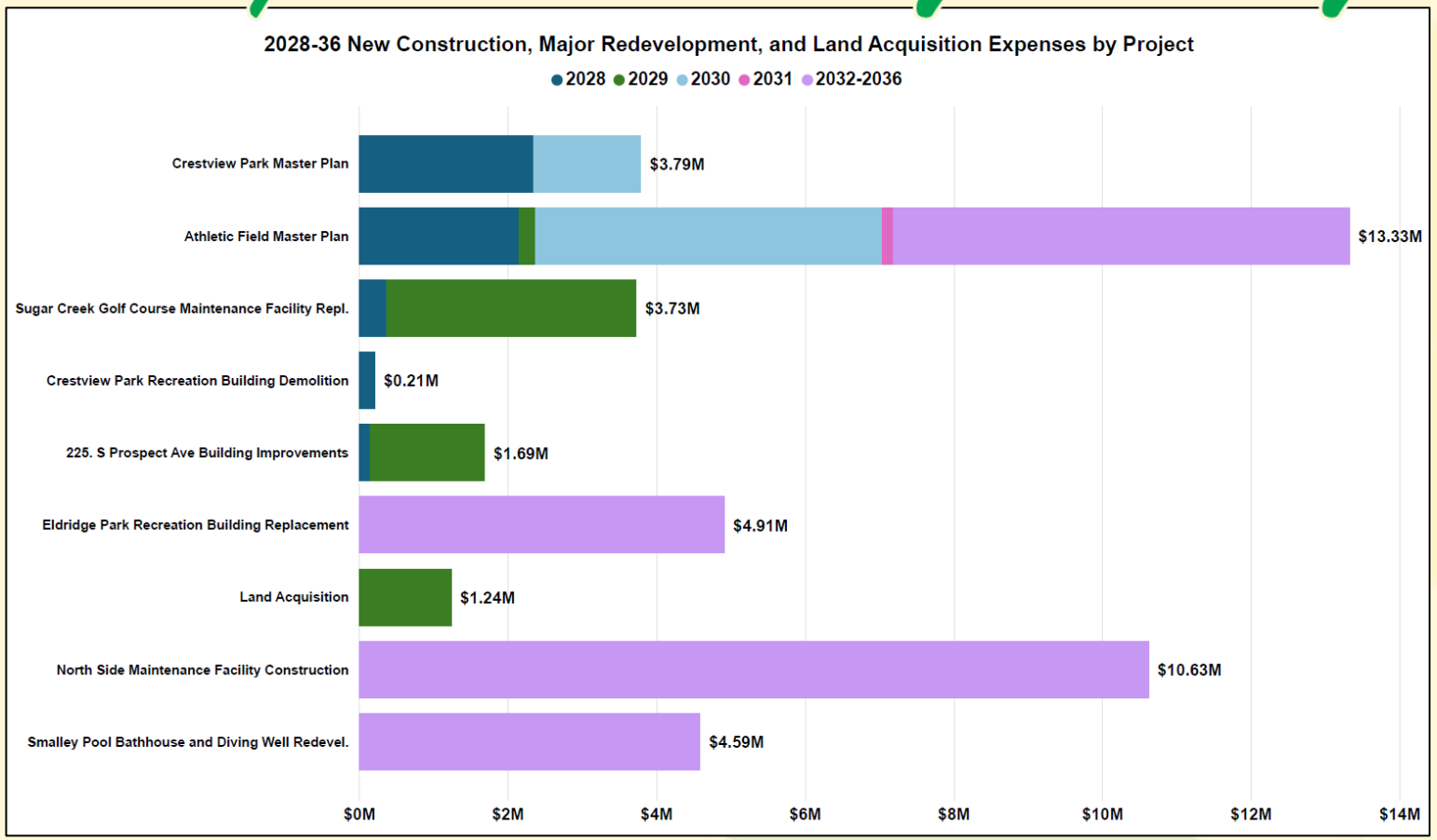

- Projected 2028-36 large-scale non-asset management project expenses
- Reflect future Elevate Elmhurst Plan priorities

Elmhurst Park District

2027 BUDGET

Proposed Capital Budget

*Percent of Project Expenses by Type**

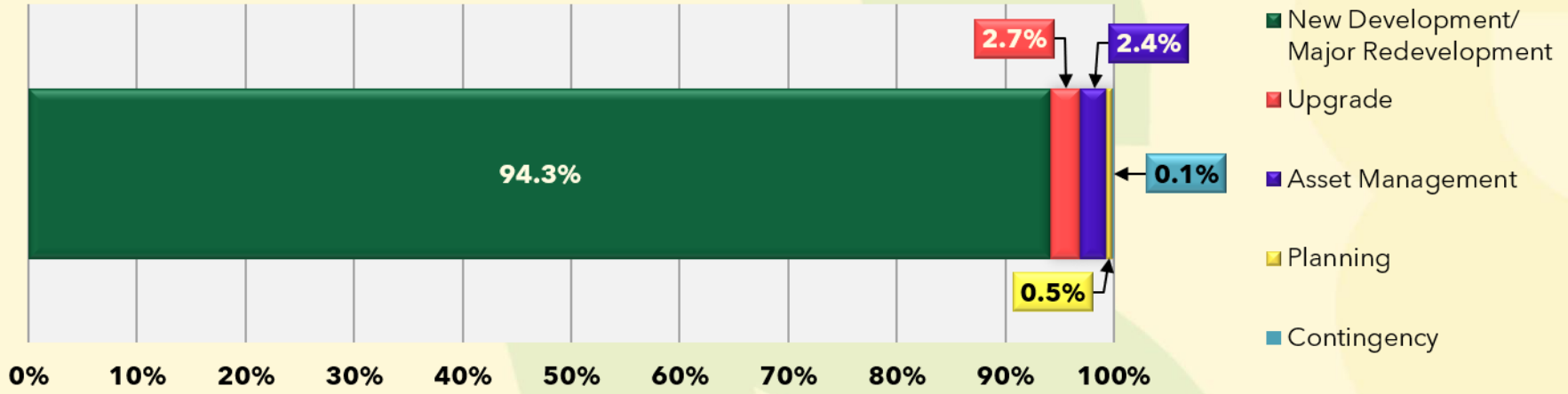

Total Project Expenses*

$50,767,246

Contingency

$75,000

* New Development/Major Redevelopment Projects include Referendum Projects

Proposed Capital Budget

*Proposed Asset Management Project Expenses by Park**

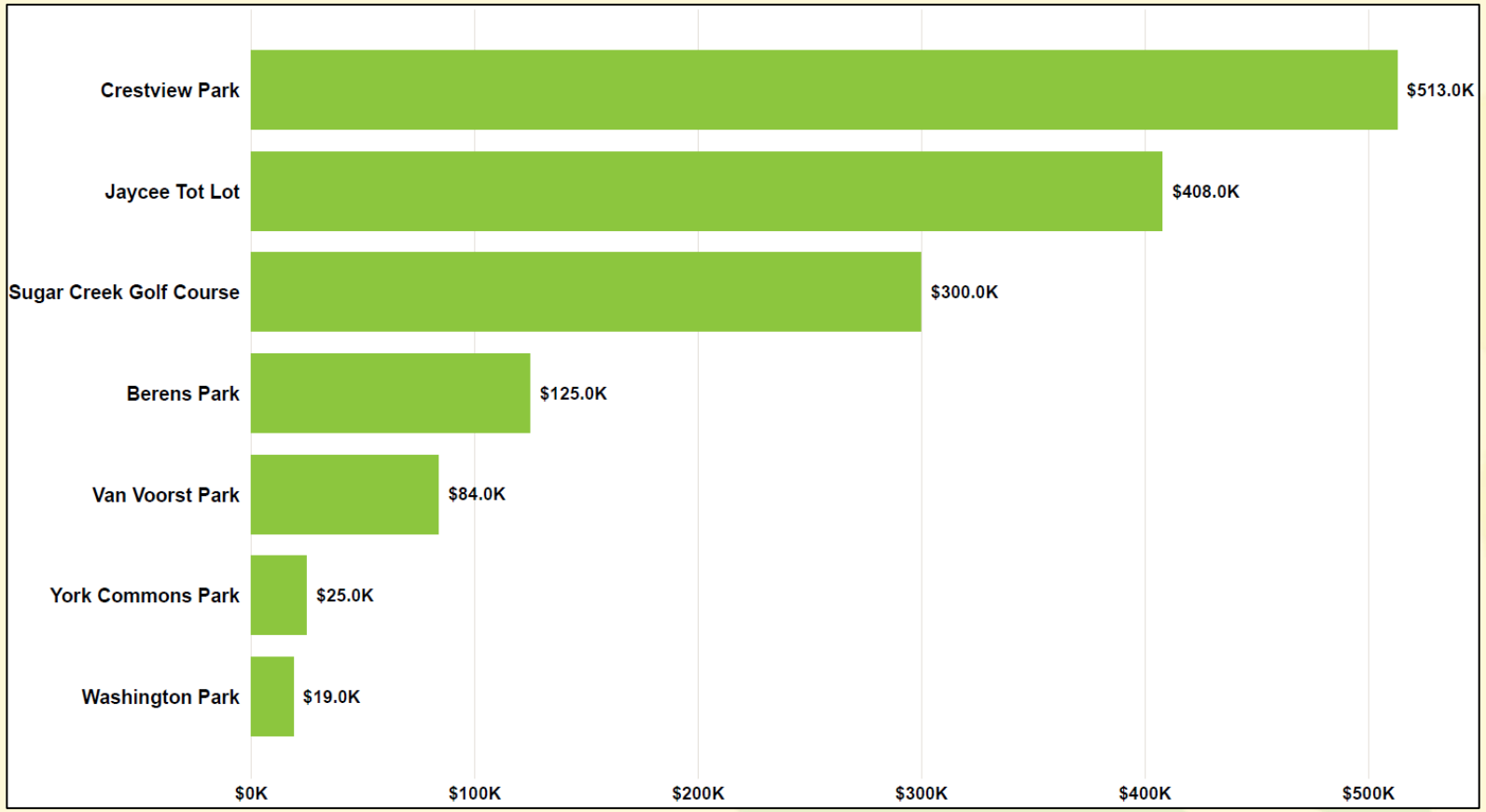

- Proposed asset management expenses by park location
- Replace and redevelop amenities past useful life and in poor condition along with planning to address future capital needs

* Excludes equipment and technology projects

Proposed Capital Budget

*Proposed Asset Management Project Expenses by Facility**

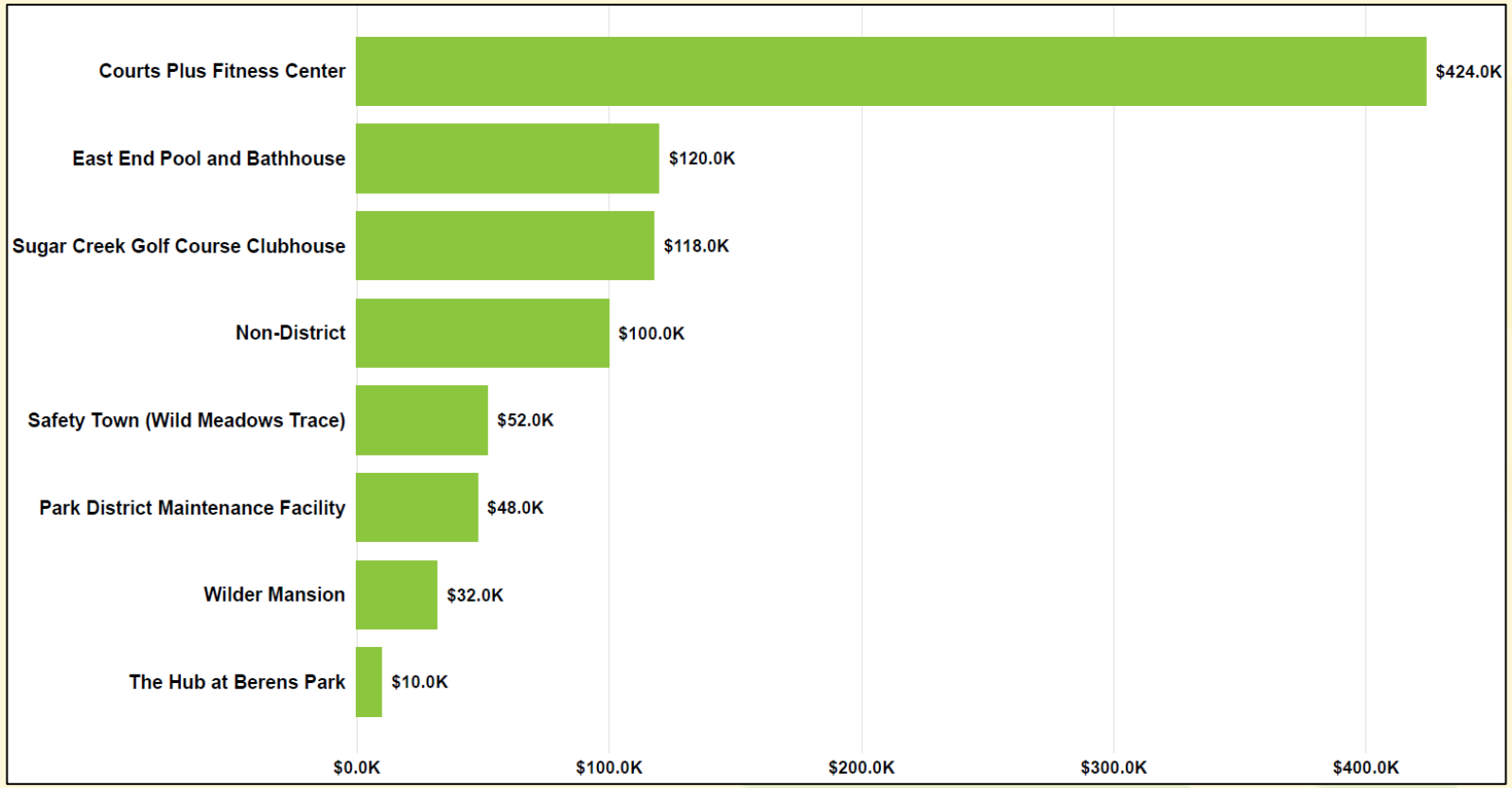

- Proposed asset management expenses by facility location
- Repair and replace amenities past useful life and in poor condition

Elmhurst Park District

* Excludes equipment and technology projects
* Non-District location is 185 Industrial Drive

2027 BUDGET

Proposed Capital Budget

*Proposed Asset Management Project Expenses by Region**

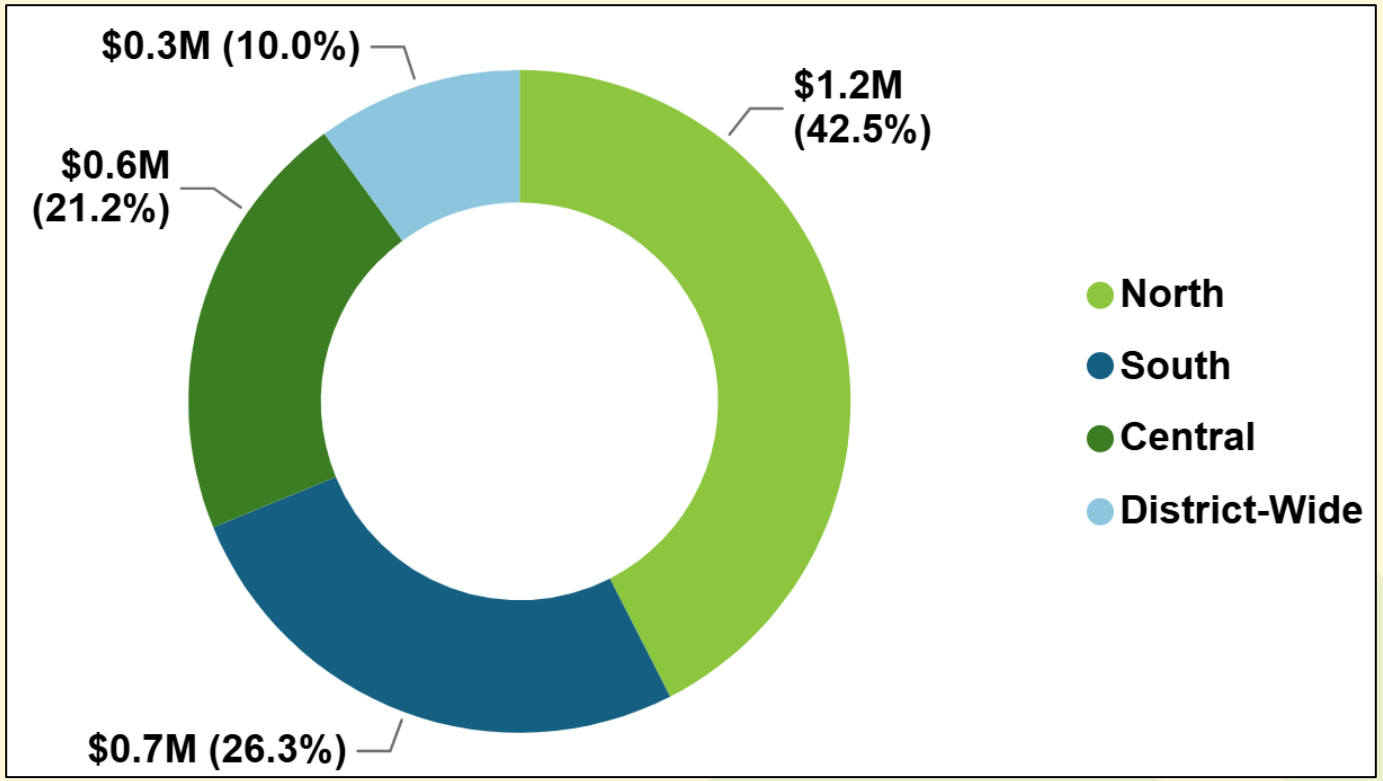

- 42.5% of proposed asset management expenses are for projects in the north region (north of North Avenue)
- North region projects include Berens Park, Crestview Park, Jaycee Tot Lot, and 185 Industrial Drive

* Excludes equipment and technology projects

Capital Budget
Historical Expenses

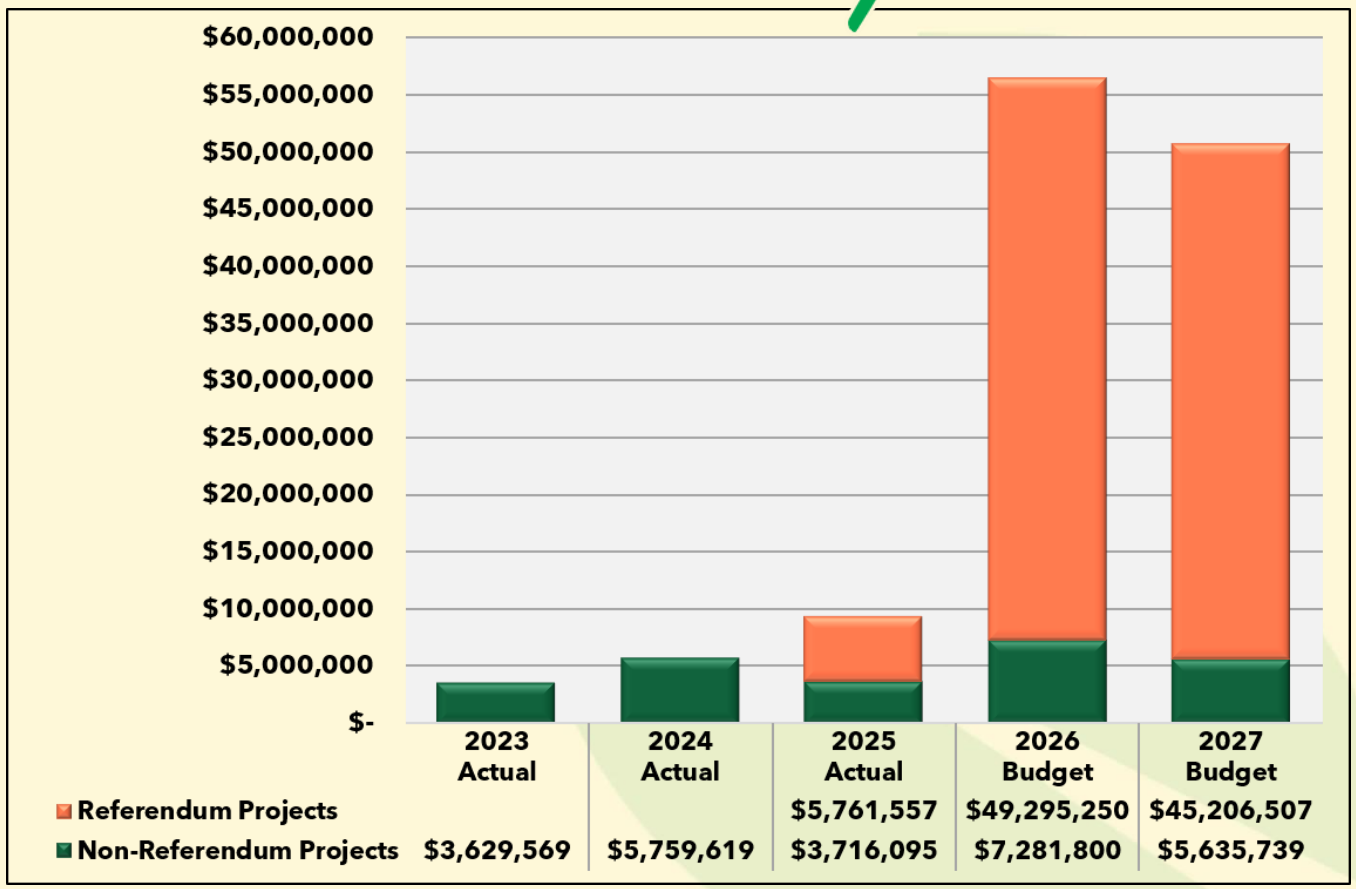

- 10.1% decrease from 2026 Budget to 2027 Budget (including Referendum Projects) and a 22.6% decrease excluding Referendum Projects
- 497.0% increase from 2025 Actual to 2026 Budget (including Referendum Projects) and a 96.0% increase excluding Referendum Projects

Elmhurst Park District

2027 BUDGET

Proposed Capital Budget

Percent of Project Expenses by Category

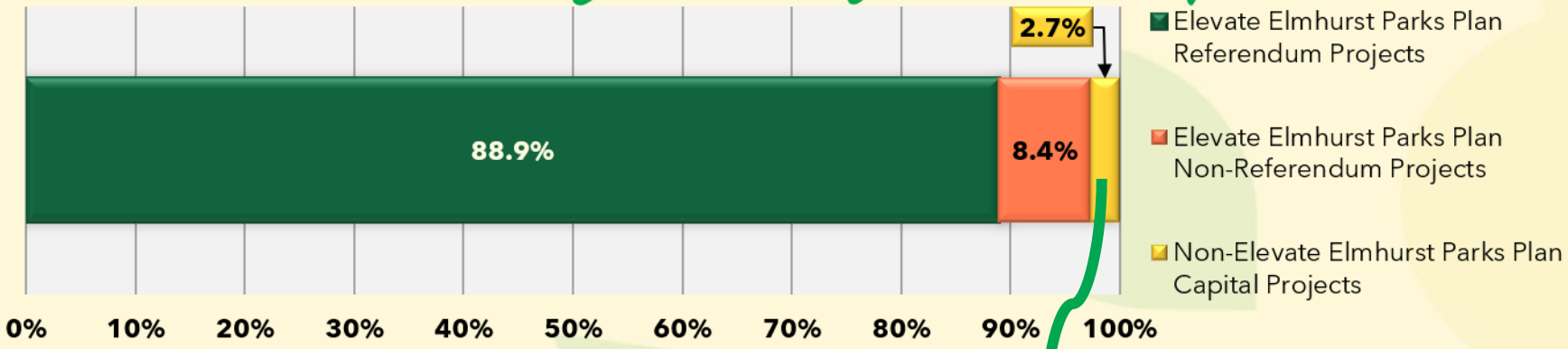

Total

$50,842,246

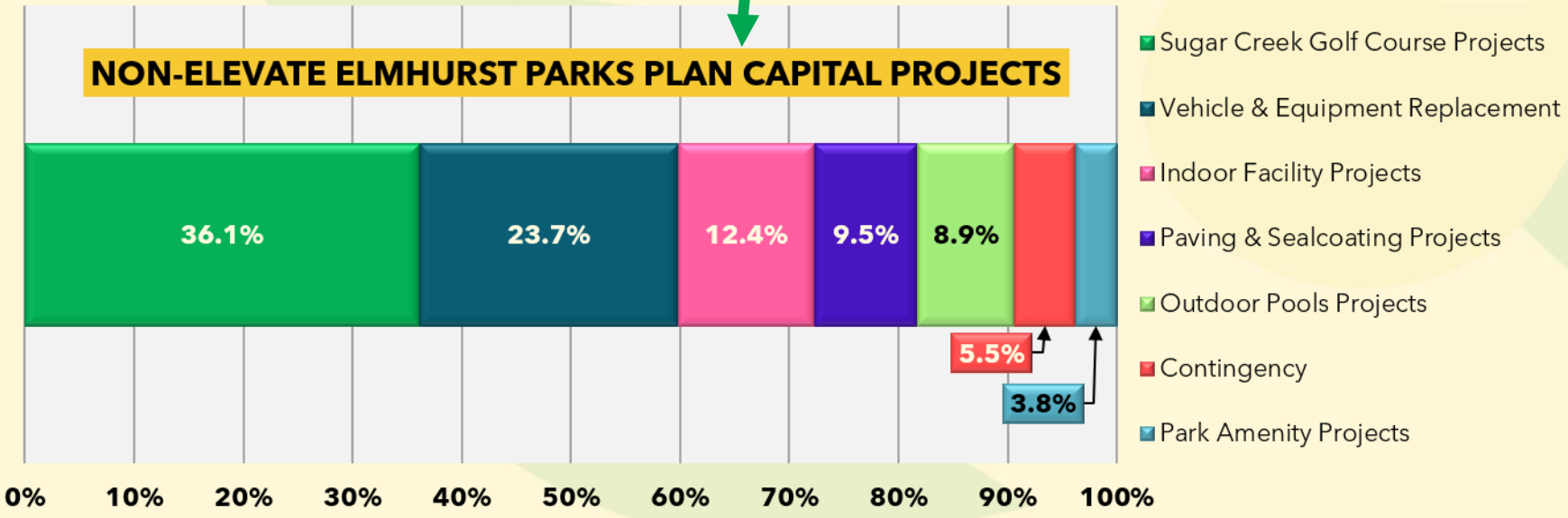

Elmhurst Park District

2027 BUDGET

Proposed Capital Projects

PROPOSED PROJECT EXPENSES BY CATEGORY		
Elevate Elmhurst Parks Plan Referendum Projects	$	45,206,507
Elevate Elmhurst Parks Plan Non-Referendum Projects	$	4,283,739
Sugar Creek Golf Course Projects	$	488,000
Vehicle & Equipment Replacement	$	321,000
Indoor Facility Projects	$	168,000
Paving Projects	$	128,000
Outdoor Pools	$	120,000
Park Amenity Projects	$	52,000
Contingency	$	75,000
TOTAL	**$**	**50,842,246**

Elmhurst Park District

2027 BUDGET

Proposed Capital Projects

ELEVATE ELMHURST PARKS PLAN PROJECTS - REFERENDUM		
Wagner Community Center Construction	$	41,900,000
Wilder Park Bandshell Construction	$	1,815,000
Wilder Park Recreation Building Redevelopment	$	781,507
Prairie Path Restroom Building Construction	$	355,000
Crestview Park Restroom Building Construction	$	355,000
Total	$	45,206,507

Elmhurst Park District

2027 BUDGET

Proposed Capital Projects



Wagner Community Center
Construction
$41,900,000

Elmhurst Park District

2027 BUDGET

Proposed Capital Projects



Prairie Path Restroom Building Construction

$355,000

Elmhurst Park District

2027 BUDGET

Proposed Capital Projects





Crestview Park Restroom Building Construction
$355,000

Elmhurst Park District

2027 BUDGET

Proposed Capital Projects





Wilder Park Bandshell Construction
$1,815,000



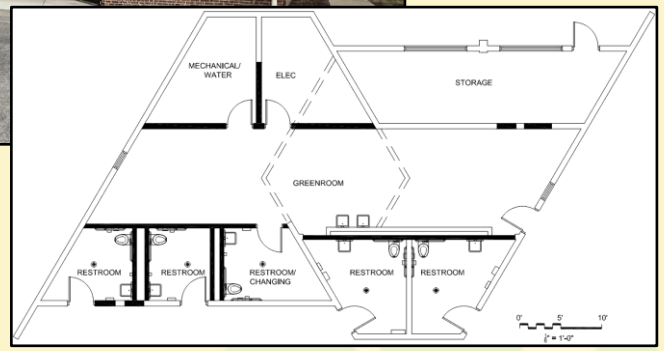

Wilder Park Recreation Building Redevelopment
$781,507

Elmhurst Park District

2027 BUDGET

Proposed Capital Projects

ELEVATE ELMHURST PARKS PLAN PROJECTS – NON-REFERENDUM		
Wilder Park South Master Plan Construction	$	1,999,739
Crestview Park Master Plan Phase 1 Construction	$	705,000
Crestview Park Playground and Soft Surfacing Replacement	$	513,000
Courts Plus Spa Replacement	$	411,000
Jaycee Tot Lot Replacement	$	408,000
Berens Park Artificial Turf Fields C & D Replacement Engineering	$	125,000
Courts Plus Facility Assessment	$	122,000
Total	$	4,283,739

Elmhurst Park District

2027 BUDGET

Proposed Capital Projects



Wilder Park South Master Plan Construction

$1,999,739

Elmhurst Park District

2027 BUDGET

Proposed Capital Projects

Crestview Park – $1,218,000





Master Plan Phase 1 Construction
$705,000

Playground & Soft Surface Replacement
$513,000

Elmhurst Park District

2027 BUDGET

Proposed Capital Projects





Jaycee Tot Lot Replacement
$408,000

Elmhurst Park District

2027 BUDGET

Proposed Capital Projects





Berens Park Artificial Turf Fields C & D Replacement Engineering
$125,000



Courts Plus Facility Assessment
$122,000

Elmhurst Park District

2027 BUDGET

Proposed Capital Projects







Courts Plus Spa Replacement
$411,000

Elmhurst Park District

2027 BUDGET

Proposed Capital Projects

PARK AMENITY PROJECTS		
Safety Town Building Repairs and Amenities Upgrades	$	27,000
York Commons Electronic Sign Replacement	$	25,000
Total	$	52,000

Elmhurst Park District

2027 BUDGET

Proposed Capital Projects






Safety Town Building Repairs and Amenities Upgrades

$27,000

Elmhurst Park District

2027 BUDGET

Proposed Capital Projects

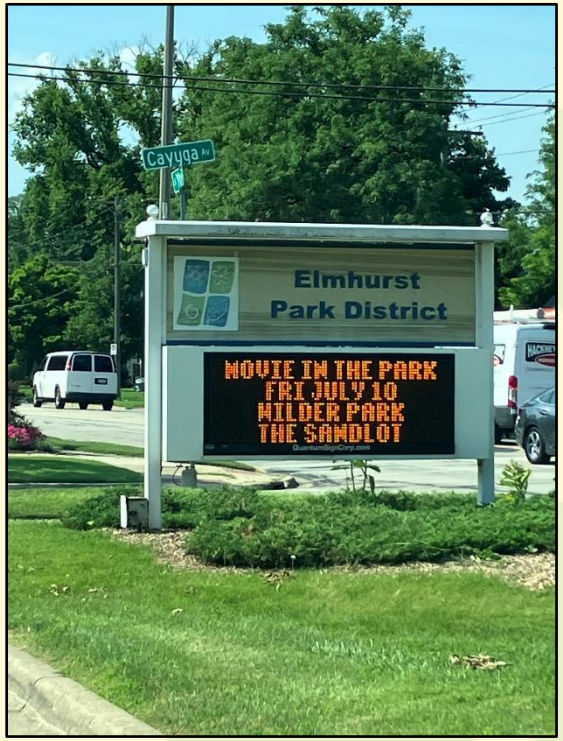

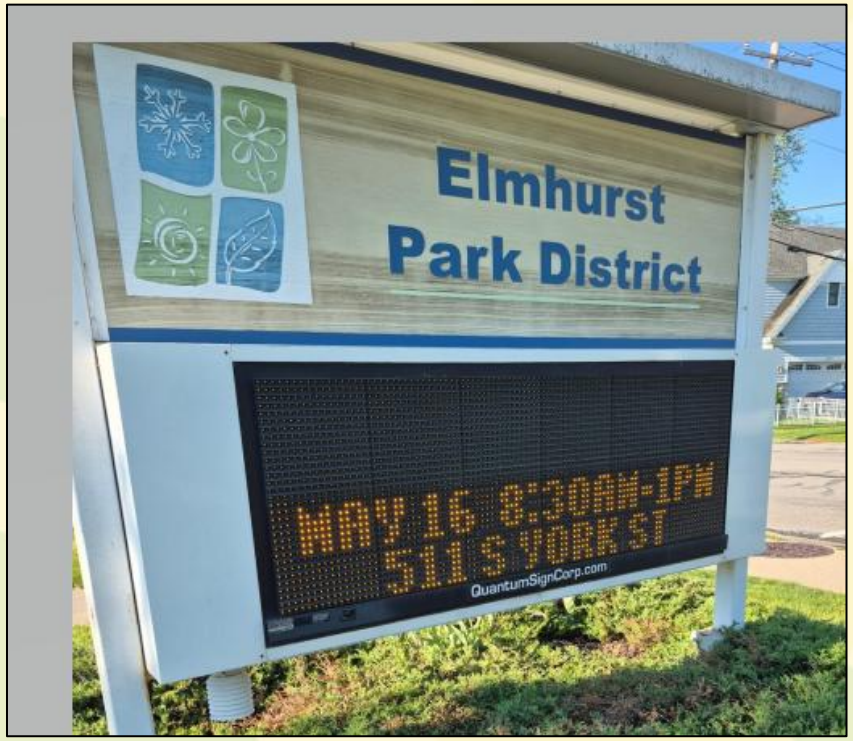

York Commons Electronic Sign Replacement

$25,000

Elmhurst Park District

2027 BUDGET

Proposed Capital Projects

OUTDOOR POOL PROJECTS		
East End Pool Filter Material Replacement	$	120,000
Total	$	120,000

Elmhurst Park District

2027 BUDGET

Proposed Capital Projects







East End Pool Filter Material Replacement
$120,000

Elmhurst Park District

2027 BUDGET

Proposed Capital Projects

INDOOR FACILITY PROJECTS		
185 Industrial Drive Restoration	**$**	**100,000**
Wilder Mansion Exterior Window Frame Repair, Glaze, and Paint	**$**	**32,000**
Wagner Community Center Vehicle Charging Stations Installation	**$**	**13,000**
Courts Plus Men's Steam Room Generator Replacement	**$**	**13,000**
The Hub Hot Water Heater Replacement	$	10,000
Total	**$**	**168,000**

Elmhurst Park District

2027 BUDGET

Proposed Capital Projects





185 Industrial Drive
Restoration
$100,000

Elmhurst Park District

2027 BUDGET

Proposed Capital Projects






Wilder Mansion Exterior Window Frame Repair, Glaze, and Paint

$32,000

Elmhurst Park District

2027 BUDGET

Proposed Capital Projects





Wagner Community Center Vehicle Charging Stations Installation
$13,000

Elmhurst Park District

2027 BUDGET

Proposed Capital Projects





Courts Plus Men's Steam Room Generator Replacement

$13,000

Elmhurst Park District

2027 BUDGET

Proposed Capital Projects

PAVING PROJECTS		
Paving Improvements (Van Voorst Park, Safety Town, & Washington Park)	$	128,000
Total	$	128,000

Elmhurst Park District

2027 BUDGET

Proposed Capital Projects



Van Voorst Park
$84,000



Safety Town
$25,000



Washington Park
$19,000

Paving Improvements
$128,000

Elmhurst Park District

2027 BUDGET

Proposed Capital Projects

VEHICLE AND EQUIPMENT REPLACEMENT		
Parks Grounds Equipment Replacement	$	159,000
Maintenance Vehicle Replacement	$	114,200
Maintenance Facility Medium Duty Lift Replacement	$	48,000
Total	$	321,000

Proposed Capital Projects





Parks Ground Equipment Replacement
$159,000

Elmhurst Park District

2027 BUDGET

Proposed Capital Projects









Maintenance Vehicle Replacements
$114,000

Elmhurst Park District

2027 BUDGET

Proposed Capital Projects



Maintenance Facility Medium Duty Lift Replacement

$48,000

Elmhurst Park District

2027 BUDGET

Proposed Capital Projects

SUGAR CREEK GOLF COURSE PROJECTS		
East and Central Bridge Repairs and Improvements	**$**	**300,000**
Clubhouse Entrance Concrete Repairs	**$**	**88,000**
Sweeper/Dethatcher Replacement	**$**	**70,000**
Clubhouse Hot Water Heater Replacement	**$**	**30,000**
Total	**$**	**488,000**

Elmhurst Park District

2027 BUDGET

Proposed Capital Projects



Sugar Creek Golf Course Bridge Repairs & Improvements

$300,000

Elmhurst Park District

2027 BUDGET

Proposed Capital Projects

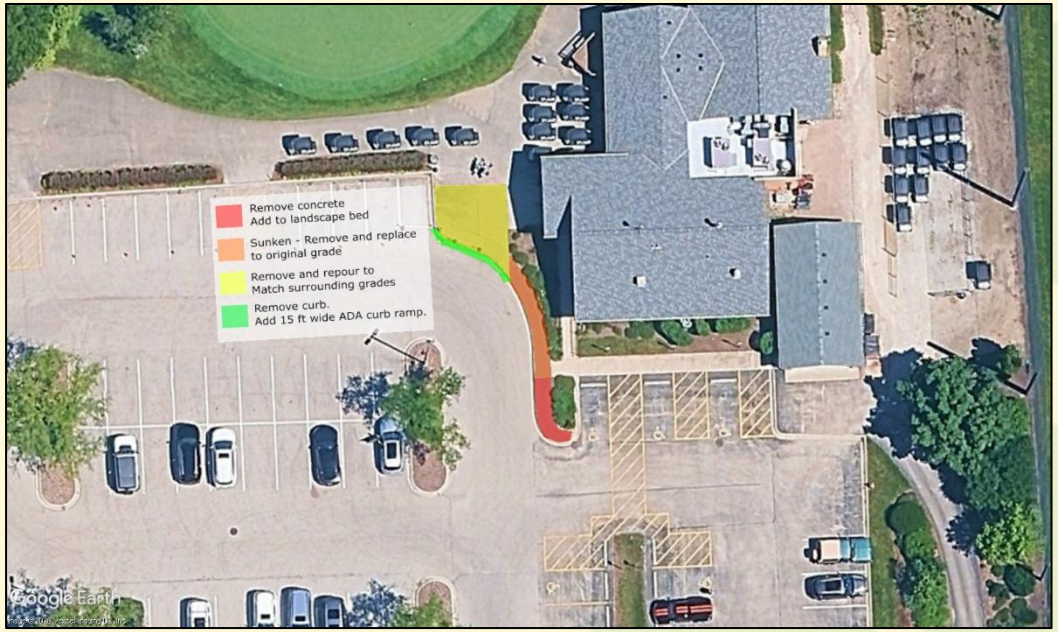



Sugar Creek Clubhouse Entrance Concrete Repairs

$88,000

Elmhurst Park District

2027 BUDGET

Proposed Capital Projects





Sugar Creek Golf Course Sweeper/Dethatcher Replacement

$70,000

Elmhurst Park District

2027 BUDGET

Capital Improvement Plan

Percent of Funding by Source

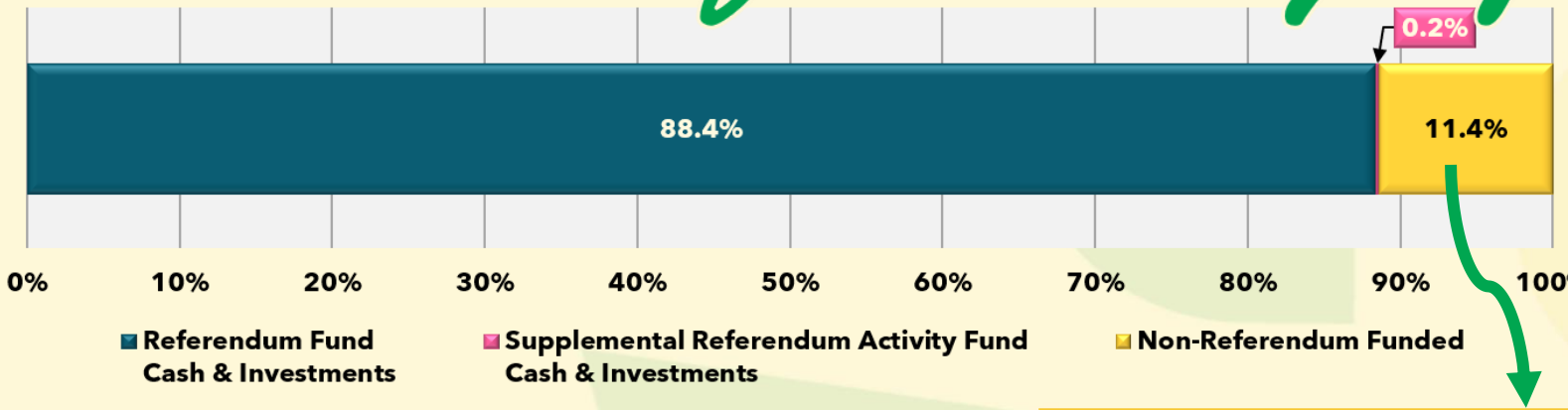

Total
$50,842,246

NON-REFERENDUM FUNDED BY SOURCE

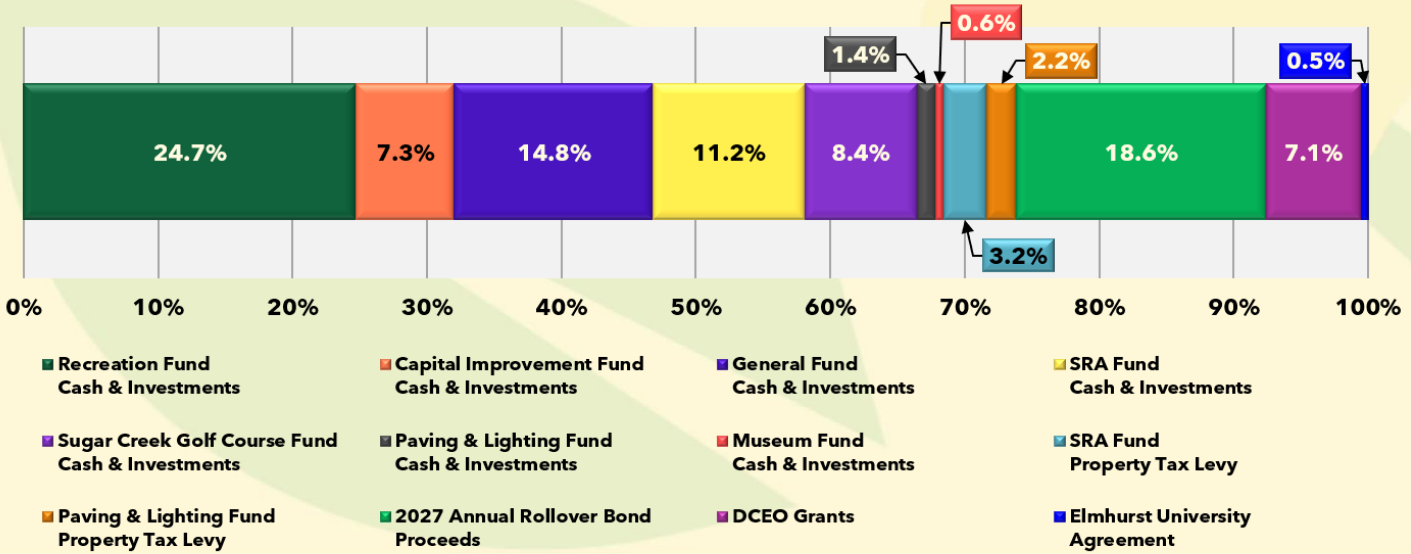

Elmhurst Park District

2027 BUDGET

Capital Improvement Plan
Funding Overview

PROPOSED FUNDING SOURCES – RESERVES		
General Fund	$	857,355
Recreation Fund	$	1,435,891
Special Recreation Association (SRA) Fund	$	650,000
Museum Fund	$	32,000
Capital Improvements Fund	$	426,000
Paving & Lighting Fund	$	80,245
Sugar Creek Golf Course Fund	$	488,000
Referendum Fund	$	44,925,000
Supplemental Referendum Activities Fund	$	113,000
Total	**$**	**49,007,491**

Elmhurst Park District

2027 BUDGET

Capital Improvement Plan

Funding Overview

PROPOSED FUNDING SOURCES - OTHER		
2027 Annual Rollover G.O. Bond	$	1,077,505
Special Recreation Association (SRA) Fund Tax Levy	$	188,000
Paving & Lighting Fund Tax Levy	$	128,000
State of Illinois DCEO Grant Proceeds	$	410,000
Elmhurst University Berens Park Turf Fields Agreement	$	31,250
Total	**$**	**1,834,755**

Elmhurst Park District

2027 BUDGET

Debt Service

Debt Service *Overview*

- 2025 G.O. Park Bonds
  - Third year of the Referendum Bond repayment
- 2014A G.O. Limited Tax Park Refunding Bond paid in full in 2025
  - Allowing an additional $500,000 from the annual rollover bond for capital projects in 2027

Combined Debt Service

Outstanding Debt			
Bond Issue	**Funding Source**	**Total Principal & Interest Outstanding as of 12/31/2026**	**Total 2027 Principal & Interest Payment**
General Obligation Debt Certificates, Series 2012A			
Purchase of 375 W 1st Street Administrative Office	Annual Rollover Bond	330,000 26,950 356,950	55,000 7,425 62,425
General Obligation Limited Tax Bond, Series 2017A			
Land Acquisition: 135 Palmer Drive, 447 Armitage Avenue & 207 Hampshire Avenue	Debt Service Tax Levy	2,080,000 705,094 2,785,094	95,000 78,231 173,231
General Obligation Alternate Revenue Source Bond, Series 2019			
Purchase of 155 E St Charles Road Centennial Park	Annual Rollover Bond	4,620,000 1,883,750 6,503,750	135,000 147,600 282,600
General Obligation Park Bonds, Series 2025			
Wagner Community Center & Artificial Turf Field at Berens Park, Wilder Park Bandshell & Restrooms, Crestview Park Restrooms, Eldridge Park Restrooms, and Prairie Path Restrooms	Referendum Tax Levy	81,385,000 53,025,125 134,410,125	1,975,000 3,869,513 5,844,513
Proposed Debt for 2027			
General Obligation Annual Rollover Bond, Series 2027			
G.O. Debt Certificates, Series 2012A; G.O. Alternate Revenue Source Bond, Series 2019; and to fund capital improvements	Debt Service Tax Levy		1,369,746 8,384 1,378,130 [1]

[1] *Estimate (interest portion will be determined when the bond sale is negotiated)*

Total 2027 Principal & Interest Payments

$7,749,282

Elmhurst Park District

2027 BUDGET

Percentage of Combined Debt Service *by Debt Issue*

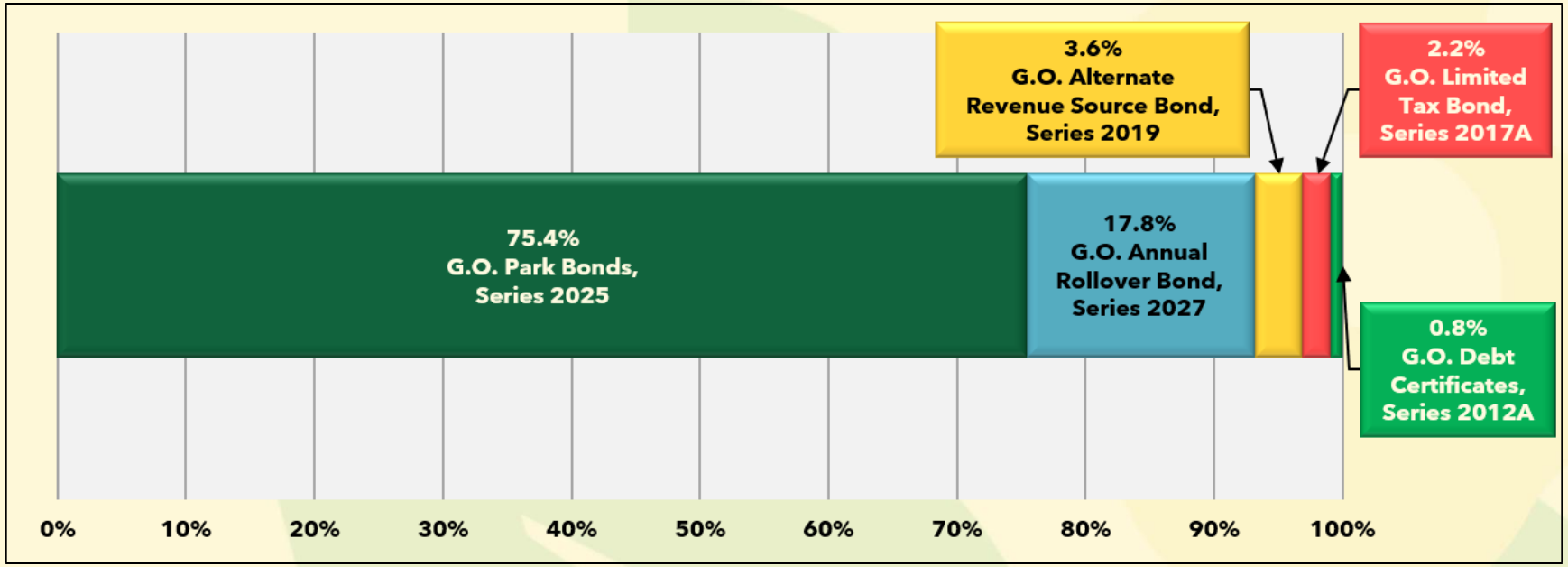

Elmhurst Park District

2027 BUDGET

Debt Requirements to Maturity

Fiscal Year	2012A G.O. Debt Certificates Issued $1,100,000 Interest: 0.60% - 2.50%	2017A G.O. Ltd Tax Bonds Issued $4,310,000 Interest: 3.75% - 4.00%	2019 G.O. Park Alternate Revenue Bonds Issued $5,500,000 Interest: 3.00% - 4.00%	2025 G.O. Park Bonds Issued $85,735,000 Interest: 4.13% - 5.00%	Totals
2027	62,425	173,231	282,600	5,844,513	6,362,769
2028	61,325	174,431	282,200	5,845,763	6,363,719
2029	60,170	175,431	281,600	5,842,013	6,359,214
2030	58,960	176,231	285,800	5,843,263	6,364,254
2031	57,695	171,831	284,600	5,844,013	6,358,139
2032	56,375	172,431	283,200	5,844,013	6,356,019
2033		172,831	281,600	5,843,013	6,297,444
2034		173,031	281,500	5,845,763	6,300,294
2035		173,031	281,250	5,841,763	6,296,044
2036		172,831	280,850	5,846,013	6,299,694
2037		172,431	285,300	5,842,763	6,300,494
2038		176,831	284,450	5,842,013	6,303,294
2039		171,769	283,450	5,843,263	6,298,481
2040		176,706	282,300	5,846,013	6,305,019
2041		176,306	281,000	5,844,763	6,302,069
2042		175,738	284,550	5,844,263	6,304,550
2043			282,800	5,844,013	6,126,813
2044			280,900	5,843,513	6,124,413
2045			283,850	5,842,263	6,126,113
2046			281,500	5,846,325	6,127,825
2047			284,000	5,845,950	6,129,950
2048			281,200	5,841,650	6,122,850
2049			283,250	5,843,213	6,126,463
Principal	**330,000**	**2,080,000**	**4,620,000**	**81,385,000**	**88,415,000**
Interest	**26,950**	**705,094**	**1,883,750**	**53,025,125**	**55,640,919**
Total	**356,950**	**2,785,094**	**6,503,750**	**134,410,125**	**144,055,919**

Elmhurst Park District

2027 BUDGET

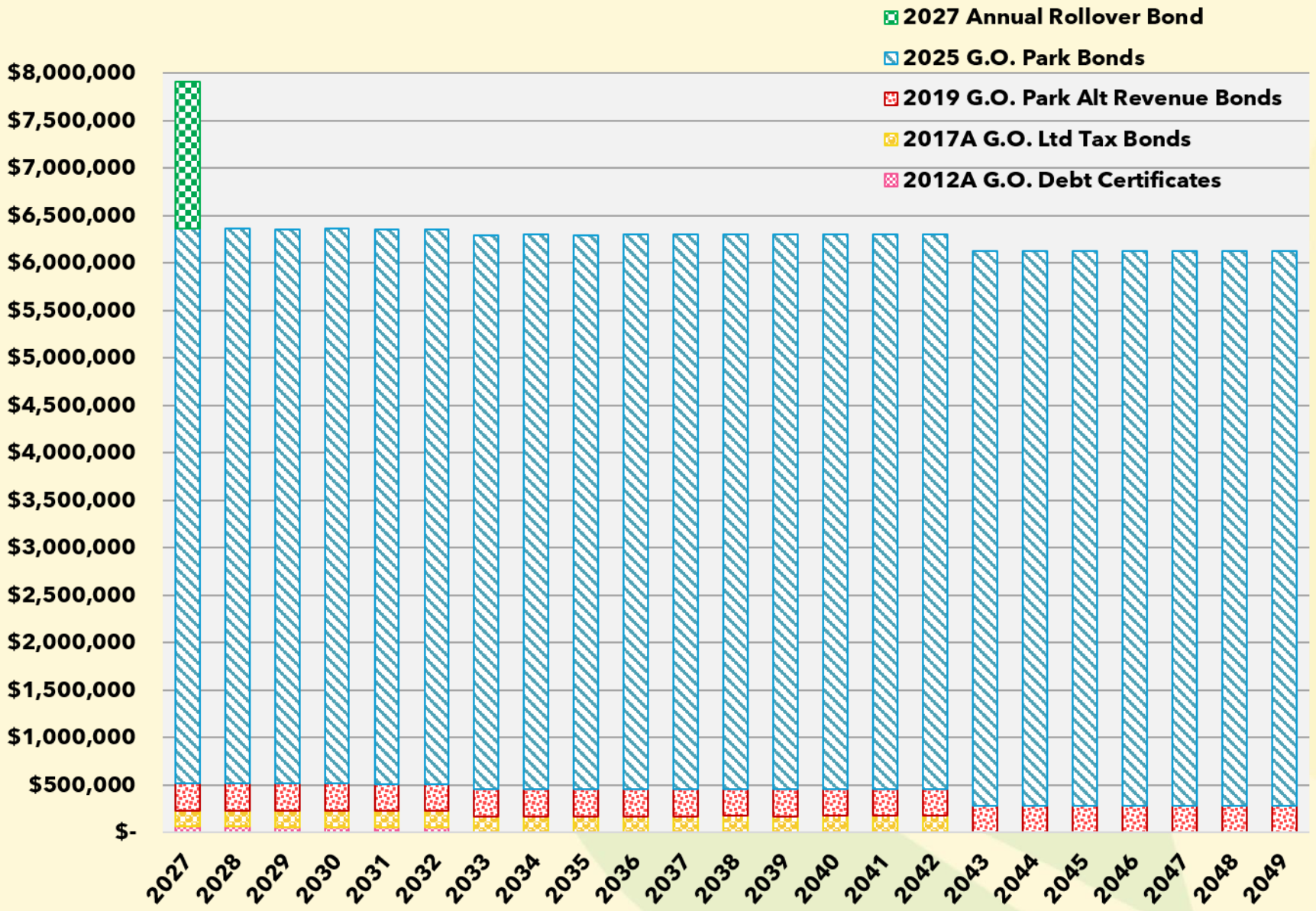

All Outstanding and Proposed Debt

Elmhurst Park District

2027 BUDGET

Debt Limit and Future Capital Projects Funding

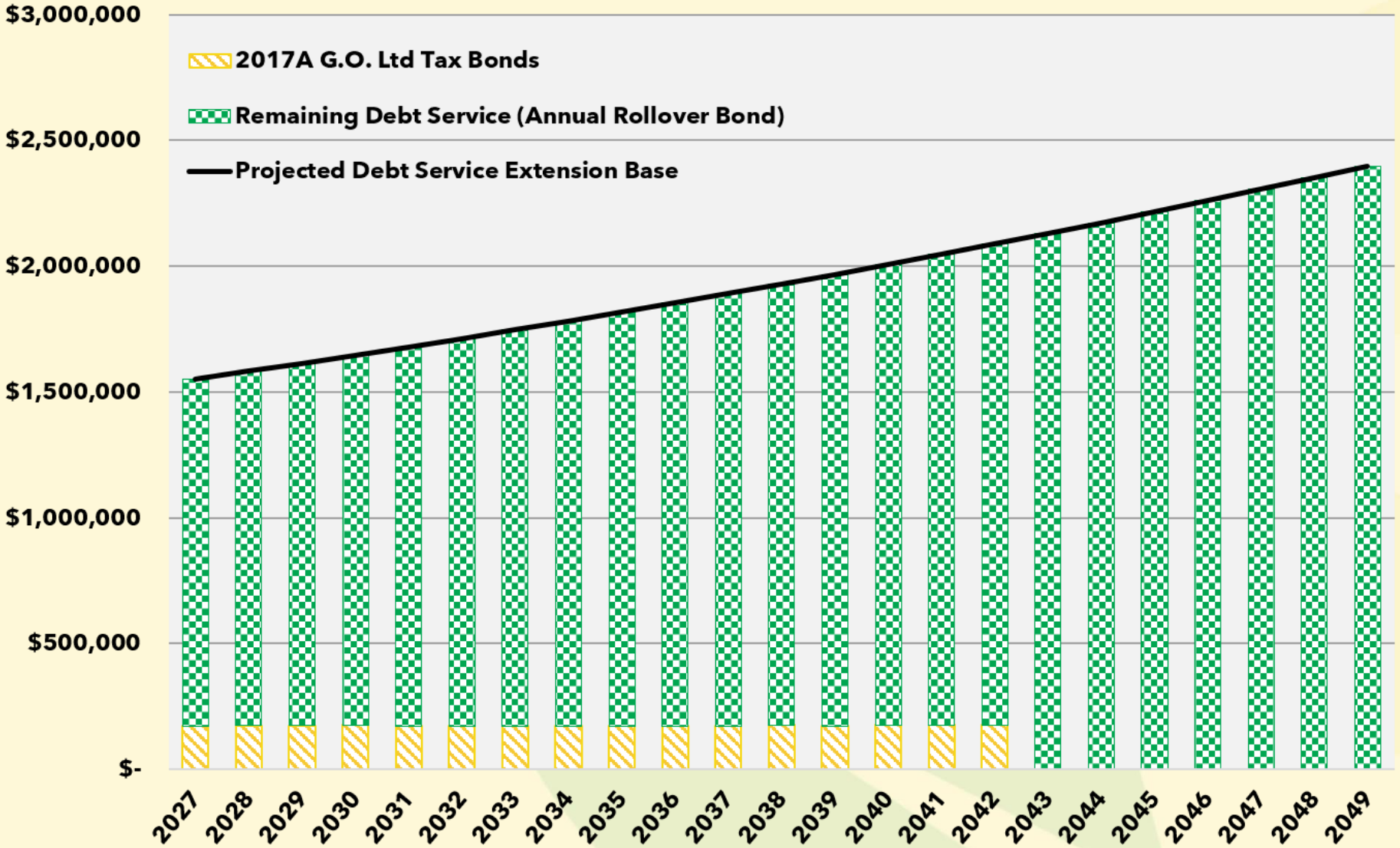

Elmhurst Park District

2027 BUDGET

Budget Calendar

✓ Achieve consensus on proposed 2027 Strategic Work Plan Tactics	08/24/2026
✓ Approve 2026 Tax Levy Resolution	10/12/2026
✓ Present 2027 Budget Overview and Proposed Capital Plan & Debt Sections	10/26/2026
❑ Present 2027 Proposed Operating Budget Sections	11/09/2026
❑ Conduct 2027 Proposed Budget Public Hearing	11/23/2026
❑ Continue 2027 Proposed Budget Discussion	11/23/2026
❑ Approve 2027 Budget Documents and 2027 Budget and Appropriation Ordinance and 2026 Tax Levy Ordinance	12/14/2026

Elmhurst Park District

2027 BUDGET

Questions?